

THE CLEVELAND-CLIFFS IRON CO.

PIONEER FURNACE No. 1.

Cost of Loading and Hauling Parsons Wood, Year 1904

LOADED AND HAULD THIS MONTH,		CORDS.			
LOADED AND HAULED 6 MONTHS, 14269		CORDS.			
	LABOR	SUPPLIES	TOTAL	COST PER CORD	
				1 Month	12 Mos.
Teaming—					
Teamsters,	3577 30	28 75	3606 05		263
Swampers,	1653 40	15 37	1668 77		122
Car Loaders,	1091 91	16 41	1108 32		081
Foreman,	371 49		371 49		028
TOTAL,	6694 10	60 53	6754 63		494
Roads—					
Making and Maintaining,	435 42	2 82	438 24		032
TOTAL,	435 42	2 82	438 24		032
Barn—					
Hay,		1008 75	1008 75		074
Oats,		1577 22	1577 22		115
Feed and Bran		1 40	1 40		000
Shoeing and Shoes	235 00	42 16	277 16		020
Oil and Grease		5 75	5 75		000
Horse Medicine		37 20	37 20		003
Barn Boss,	197 66		197 66		015
TOTAL,	432 66	2672 48	3105 14		227
Repairs—					
Wagons and Drays,		3 08	3 08		000
Sleighs,		12 05	12 05		001
Harness,	12 70	62 83	75 53		006
Buildings	141 88	72 37	214 25		015
Well	7 03	9 12	16 15		001
TOTAL,	161 61	159 45	321 06		023
COST TO LOAD,	7723 79	2895 28	10619 07		776
Miscellaneous—					
Depreciation,		1306 47	1306 47		095
Moving Equipment,	9 71	65 80	75 51		006
TOTAL,	9 71	1372 27	1381 98		101
Total Cost on Cars 1 Month,					
Total Cost on Cars 6 Months,	8	7733 50	4267 55	12001 05	877
Remarks:					

Remarks:

8

THE CLEVELAND-CLIFFS IRON CO.

PIONEER FURNACE No. 1.

Cost of Loading and Hauling Mathews Wood, Year 1904

LOADED AND HAULED THIS MONTH, _____ CORDS.

LOADED AND HAULED **4** MONTHS, **10419** CORDS.

	LABOR		SUPPLIES		TOTAL		COST PER CORD	
							1 Month Mos.
Teaming—								
Teamsters,	2306	49	56	2307	05			222
Swampers,	2217	93	6 75	2224	68			214
Car Loaders,	636	50		636	50			062
Foreman,	231	87		231	87			022
TOTAL,	5392	79	7 31	5400	10			520
Roads—								
Making and Maintaining,	292	43	25	292	68			025
TOTAL,	292	43	25	292	68			025
Barn—								
Hay,			652 80	652	80 ✓			083
Oats,			673 03	673	03 ✓			065
Feed and Bran,			84 80	84	80 ✓			008
Shoeing and Shoes	257	72	21 94	279	66 ✓			027
Oil and Grease			11 34	11	34 ✓			001
Horse Medicine			12 37	12	37 ✓			001
Barn Boss,	204	70	32	205	02 ✓			020
TOTAL,	462	42	1456 60	1919	02			185
Repairs—								
Wagons and Drays. Well	6	40		6	40			001
Sleighs,			13 76	13	76			001
Harness,			50 21	50	21			005
Bldgs.	8	50	28 88	37	38			004
TOTAL,	14	90	92 85	107	75			011
COST TO LOAD,	6162	54	1557 01	7719	55			741
Miscellaneous—								
Depreciation,			565 07	565	07			054
Moving Equipment,								
TOTAL,			565 07	565	07			054
Total Cost on Cars 1 Month,								
Total Cost on Cars 4 Months,	6162	54	2122 08	8284	62			795

Remarks:

THE CLEVELAND-CLIFFS IRON CO.

PIONEER FURNACE No. 1.

Cost of Loading and Hauling Limestone Wood, Year 1904

LOADED AND HAULED THIS MONTH, _____ CORDS.

LOADED AND HAULED **6** MONTHS, **4162½** CORDS.

	LABOR		SUPPLIES		TOTAL		COST PER CORD	
							1 MonthMos.
Teaming—								
Teamsters,	937	86	32	19	970	05		233
Swampers,	916	00			916	00		220
Car Loaders,	400	80			400	80		097
Foreman,	182	72			182	72		044
TOTAL,	2437	38	32	19	2469	57		594
Roads—								
Making and Maintaining,	5	12			5	12		001
TOTAL,	5	12			5	12		001
Barn—								
Hay,			283	93	283	93 /		068
Oats,			386	35	386	35 /		093
Feed and Bran								101
Shoeing and Shoes	32	28	7	06	39	34 /		009
Oil and Grease			8	66	8	66 /		002
Horse Medicine			21	00	21	00 /		005
Barn Boss,	39	25	8	81	48	06 /		012
TOTAL,	71	53	715	81	787	34		189
Repairs—								
Wagons and Drays,								
Sleighs,			4	46	4	46		001
Harness,								
TOTAL,			4	46	4	46 /		001
COST TO LOAD,	2514	03	752	46	3266	49		785
Miscellaneous—								
Depreciation,			226	03	226	03		054
Moving Equipment,								
TOTAL,			226	03	226	03		054
Total Cost on Cars 1 Month,								
Total Cost on Cars 6 Months,	2514	03	978	49	3492	52		839

13
Remarks:

The Cleveland-Cliffs Iron Co.

PIONEER FURNACE NO. 1.

Loading and Hauling Wood

At LIMESTONE

Month of _____ Year 1904

H. Niedecken Co., Mfg. Stationers, Milwaukee. 87,933.



200	20 070	51 82	00 924
208	00 210		00 810
209	08 004		08 004
222	27 261		27 261

225	12 000	47 82	28 170
100	51 2		51 2
100	81 0		81 0
222	30 298	50 280	
208	08 008	08 008	
200	28 02	00 7	
209	00 6	00 6	
220	00 12	20 12	
230	20 24	12 8	

201	20 210	20 210	20 210
100	04 4	04 4	
100	04 4	04 4	
201	04 240	04 240	20 110
200	20 240	20 240	
200	20 120	20 120	
200	20 120	20 120	

THE CLEVELAND-CLIFFS IRON CO.

PIONEER FURNACE.

COST OF OPERATING PARSONS PORTABLE RY. YEAR 190⁴

	WOOD HAULED	Mo.	WOOD HAULED	Mos.	10419	CORDS.	
	4					CORDS.	
	LABOR		SUPPLIES		TOTAL		COST PER CORD
						Mo. Year..Mos.
ENGINE—							
Engineers,	314	87				314 87	030
Brakemen,	227	10				227 10	022
Fuel,	19	10	515	67		534 77	051
Repairs,	17	14	121	82		138 96	013
Oil and Waste,			14	29		14 29	002
Water Supply,			27	25		27 25	003
Watchmen	84	80				84 80	008
TOTAL,	663	01	679	03		1342 04	129
TRACKS—							
Making and Maintaining,	334	64	5	55		340 19	032
Track Foreman,	46	12				46 12	005
Team Labor,							
TOTAL,	380	76	5	55		386 31	037
GENERAL EXPENSE—							
Traveling,							
Stationery and Printing,							
Depreciation,			416	76		416 76	040
TOTAL,			416	76		416 76	040
Total Cost on Cars One Month,							
“ “ “ “ 4 Months,	1043	77	1101	34		2145 11	206

81,648.

The Cleveland-Cliffs Iron Co.

PIONEER FURNACE.

COST OF OPERATING

~~PARSONS~~ PORTABLE RAILWAY

MONTH OF YEAR 1904

RECEIVED
FEB 2 1905

71	412			
72	1000			
73	110	50	211	4 01
74	115	50	211	31 51
75	11	50	211	
76	74	51	211	
77	58	58		
78	40	5451	50	518
79	51	500	50	512
80	51	51		51 51
81	12	567	38	51 111
82	51	514	50	515
83	51	511	50	515
84	11	505	51	511
85	50	515	51	511
86	50	515	51	511
87	50	515	51	511
88	50	515	51	511
89	50	515	51	511
90	50	515	51	511
91	50	515	51	511
92	50	515	51	511
93	50	515	51	511
94	50	515	51	511
95	50	515	51	511
96	50	515	51	511
97	50	515	51	511
98	50	515	51	511
99	50	515	51	511
100	50	515	51	511

THE CLEVELAND CLIFFS IRON CO.

PIONEER FURNACE.

COMPARATIVE
CHARCOAL COST SHEET.For the ~~Months~~ YEARS 1903 & 1904. ~~1904~~

ACCOUNT	1903			1904		
	BUSHELS	AMOUNT	Cost per Bus.	BUSHELS	AMOUNT	Cost per Bus.
PIONEER FURNACE KILNS—	2626440			804360		
Wood,		136247 70	0526		54404 07	0007
Loading from Yard,		1250 57	0005		650 54	0007
Packing,		11815 11	0045		3891 01	0044
Kiln Tending,		3192 64	0012		1476 06	0016
Taking out Breeze,		1203 83	0005		399 72	0004
Whitewashing,		1884 07	0007		677 73	0008
Cleaning out Kilns,		607 15	0003		248 64	0003
Depreciation,		6566 10	0025		2235 90	0025
Repairs,		992 00	0004		2297 84	0028
Total,		105855 17	0632		66372 41	0742
Average yield per cord,	44 ¹ / ₂			41 ³ / ₄		
Cords Carbonized 1 Mo.						
Cords Carbonized PER kiln	57 ⁴ / ₂			60 ⁵ / ₂		
PIONEER FURNACE RETORTS—	270900			270340		
Wood,		21347 84	0562		16114 83	0583
Loading Cradle Cars,		2499 52	0065		1151 59	0042
Filling and Pulling,		1240 86	0023		575 62	0020
Tending,		801 13	0021		325 00	0012
Firing,		2102 50	0056		1031 80	0037
Fuel,		9672 41	0255		6297 84	0228
Sand and Cement,		38 23	0001		20 72	0001
Depreciation,		4938 70	0130		3592 42	0130
Repairs,		11142 49	0223		463 71	0017
Total,		52796 68	1416		29572 53	1070
Average yield per Cord,	44 ² / ₂			45 ⁹ / ₂		
Cords Carbonized 1 Mo.						
Cords Carbonized Mo's.						
Lbs. Fuel per cord of wood,	647			557		
FORD RIVER KILNS—	10020					
Wood,		179 63	0112			
Filling Burning and Emptying,		320 40	0200			
Freight,		117 89	0074			
Use of Kilns,		19 22	0012			
Repairs,						
Total,		637 14	0322			
Average yield per Cord,						
Cords Carbonized 1 Mo.						
Cords Carbonized Mo's.						
KILNS—						
Wood,						
Filling Burning and Emptying,						
Freight,						
Use of Kilns,						
Repairs,						
Total,						
Average yield per Cord,						
Cords Carbonized 1 Mo.						
Cords Carbonized Mo's.						
FROM JOBBERS—	220075			79779		
Coal,		23159 99	0723		5997 75	0639
Freight,		2995 59	0094		1133 54	0142
Switching,		121 84	0004		40 61	0005
General Expense,		111 16	0003		41 17	0005
Insurance on Cars,		104 50	0003		18 62	0002
Dep. of Equipment,					431 48	0054
Total,		26493 08	0327		6762 17	0847
Grand Total,	2342435	246782 07	0739	1250479	102709 11	0821

The Cleveland-Cliffs Iron Co.

PIONEER FURNACE.

COMPARATIVE
CHARCOAL COST SHEET.

Month of YEARS 1903 and 1904

H. Niedecken Co., Mfg. Stationers, Milwaukee. 86,554.

RECEIVED

MAR 23 1905

The Cleveland-Cliffs Iron Company.
PIONEER FURNACE NO. 1.

COST OF OPERATING EMPLOYEE'S CLUB.

	COST TO OPERATE	
	ONE MONTH	12 MONTHS
General Expense		
Insurance		57 00
Taxes		
Paper and Periodicals		6 40
State License		250 00
U. S. License		
TOTAL,		313 40
Maintenance		
Building		14 60
Yard		4 50
Furniture		58 60
Equipment		1 50
TOTAL,		79 20
Operating		
Care Taker		350 00
Wood		19 99
Ice		10 00
TOTAL,		379 99
Stock Used		
Beer		203 50
Pop		6 00
Cigars		119 20
TOTAL,		388 70
Total Expenses		1161 35
Total Receipts		390 10
Net Loss		771 25

STOCK ACCOUNT For 1904

STOCK		Inventory		Purchase		TOTAL		Sales		Inventory	
		Last Mo.		Current Mo.				Current Mo.		Current Mo.	
		No.	Amt.	No.	Amt.	No.	Amt.	No.	Amt.	No.	Amt.
Beer	Bbls.	11 $\frac{1}{2}$	8 75	34	238 00	35 $\frac{1}{2}$	246 75	35 $\frac{1}{2}$	246 75		
Beer	Cases	1	3 75	4	13 00	5	16 75	5	16 75		
Pop	Cases			3	6 00	3	6 00	3	6 00		
Cigars	10av Boxes	3	7 50	15	37 50	18	45 00	18	45 00		
Cigars	5av Boxes	4 $\frac{1}{2}$	7 20	15	24 00	19 $\frac{1}{2}$	31 20	19 $\frac{1}{2}$	31 20		
Cigars	Man Boxes	10	11 00			10	11 00	10	11 00		
Cigars	Tamp Boxes	5	15 00	5 $\frac{2}{3}$	17 00	10 $\frac{2}{3}$	32 00	10 $\frac{2}{3}$	32 00		
TOTAL AMOUNT,			53 20		335 50		388 70		388 70		

Electric Light and Steam Heat furnished free from Furnace.
Water furnished from Tenement Wells.

The Cleveland-Cliffs Iron Co.

PIONEER FURNACE NO. 1.

EMPLOYEE'S CLUB HOUSE
COST SHEET.

Month of _____ YEAR _____ 1904

RECEIVED
FEB 10 1905

THE CLEVELAND-CLIFFS IRON COMPANY.
Pioneer Furnace No. 1

DETAIL OF LABOR STATEMENT FOR 04.

		Men	Days	Earnings
FURNACE:				
Not Including Office		74	12822 5	24614. 91
Office		3	1284 5	6106 80
	Total	77	14107 0	30721 71
CHEMICAL PLANT NO. 1				
Not Including Office		25	5229 0	9528 26
Office		1½	457 5	2149 66
	Total	26½	5686 5	11677 92
CHEMICAL PLANT NO. 2				
Not Including Office		10	1851 6	3239 24
Office		1½	457 0	2149 66
	Total	11½	2308 6	5388 90
ACETATE PLANT NO. 1				
Not Including Office		7	963 5	1777 70
Office		¼	103 6	496 71
	Total	7½	1067 1	2274 41
ACETATE PLANT NO. 2				
Not Including Office		6½	841 8	1493 57
Office		¼	102 9	496 57
	Total	6¾	944 7	1990 14
KILNS:				
No Office Charged	Total	30	5100 3	8968 40
RETORTS:				
No Office Charged	Total	17	2445 3	4599 02
MISCELLANEOUS ACCOUNTS:				
		14	4039 5	8018 69
CHEM. IMPROVEMENT NO. 1				
Not Including Office		1½	31 0	62 66
Office		¾	42 5	125 79
	Total	2¼	73 5	188 45
IMPROVEMENT (Furnace)				
Not Including Office		3¼	816 9	1469 65
Office		¾	42 5	125 79
	Total	4	859 4	1595 44
Grand Total		195½	36632 4	75424 08

The Cleveland-Cliffs Iron Co.
PIONEER FURNACE No. 1

YEARLY

LABOR STATEMENT

DEPARTMENT	1904	1905	1906	1907	1908	1909	1910	1911	1912	1913	1914	1915	1916	1917	1918	1919	1920	1921	1922	1923	1924	1925	1926	1927	1928	1929	1930	1931	1932	1933	1934	1935	1936	1937	1938	1939	1940	1941	1942	1943	1944	1945	1946	1947	1948	1949	1950	1951	1952	1953	1954	1955	1956	1957	1958	1959	1960	1961	1962	1963	1964	1965	1966	1967	1968	1969	1970	1971	1972	1973	1974	1975	1976	1977	1978	1979	1980	1981	1982	1983	1984	1985	1986	1987	1988	1989	1990	1991	1992	1993	1994	1995	1996	1997	1998	1999	2000	2001	2002	2003	2004	2005	2006	2007	2008	2009	2010	2011	2012	2013	2014	2015	2016	2017	2018	2019	2020	2021	2022	2023	2024	2025	2026	2027	2028	2029	2030	2031	2032	2033	2034	2035	2036	2037	2038	2039	2040	2041	2042	2043	2044	2045	2046	2047	2048	2049	2050	2051	2052	2053	2054	2055	2056	2057	2058	2059	2060	2061	2062	2063	2064	2065	2066	2067	2068	2069	2070	2071	2072	2073	2074	2075	2076	2077	2078	2079	2080	2081	2082	2083	2084	2085	2086	2087	2088	2089	2090	2091	2092	2093	2094	2095	2096	2097	2098	2099	2100
LABOR STATEMENT	1904	1905	1906	1907	1908	1909	1910	1911	1912	1913	1914	1915	1916	1917	1918	1919	1920	1921	1922	1923	1924	1925	1926	1927	1928	1929	1930	1931	1932	1933	1934	1935	1936	1937	1938	1939	1940	1941	1942	1943	1944	1945	1946	1947	1948	1949	1950	1951	1952	1953	1954	1955	1956	1957	1958	1959	1960	1961	1962	1963	1964	1965	1966	1967	1968	1969	1970	1971	1972	1973	1974	1975	1976	1977	1978	1979	1980	1981	1982	1983	1984	1985	1986	1987	1988	1989	1990	1991	1992	1993	1994	1995	1996	1997	1998	1999	2000	2001	2002	2003	2004	2005	2006	2007	2008	2009	2010	2011	2012	2013	2014	2015	2016	2017	2018	2019	2020	2021	2022	2023	2024	2025	2026	2027	2028	2029	2030	2031	2032	2033	2034	2035	2036	2037	2038	2039	2040	2041	2042	2043	2044	2045	2046	2047	2048	2049	2050	2051	2052	2053	2054	2055	2056	2057	2058	2059	2060	2061	2062	2063	2064	2065	2066	2067	2068	2069	2070	2071	2072	2073	2074	2075	2076	2077	2078	2079	2080	2081	2082	2083	2084	2085	2086	2087	2088	2089	2090	2091	2092	2093	2094	2095	2096	2097	2098	2099	2100

RECORDED
FEB 2 1995

ELAND-CLIFFS IRON Co. Furnace DEPA

STATEMENT OF NEW CONSTRUCTION AND IMPROVEMENT FOR THE MONTH OF YEAR 1904

Auth. No.	DESCRIPTION	Amount Authorized	Cost to End of Last Fiscal Year	Cost for Current Year to End of Last Month	Cost for Current Month	Total Cost to Date	Unexpended Balance	CHARGED OFF				
								To End of Last Fiscal Year	During Current Year to End of Last Month	During Current Month	Total to Date	Balance to Charge Off
	Furnace		200119 77			200119 77		165863 86	7102 50		172965 86	27153 91
67	New Cast House Walls	3222 53	1594 16	1712 40		3306 56		1594 16	1712 40		3306 56	0 00
	Chemical Plant No. 1		71279 63			71279 63		62164 87	6533 89		68698 76	2580 87
54	Enlarging Chem. Plant No. 1		96887 11			96887 11		16158 29	51549 54		67707 83	29179 28
	Kilns		25047 79			25047 79		20809 32	2235 90		22545 22	2502 57
K	10 - 60 Cord Kilns	6845 30	6026 90			6026 90						6026 90
53	20 - 80 Cord Kilns	23509 22	22901 89			22901 89						22901 89
	Experimental Kiln & Retort		1108 24			1108 24						1108 24
	Rented Houses		12789 84			12789 84		10845 83	1272 66		12118 49	671 35
1	5 Double Tenement Houses	4531 10	4244 60			4244 60						4244 60
9	1 Double Tenement House	850 00	850 00			850 00		700 00			700 00	150 00
40	5 Double Tenement Houses	4657 45	4689 71			4689 71						4689 71
58	5 Double Tenement Houses	6087 40	5010 64			5010 64						5010 64
59	Club House	3298 30	3515 03			3515 03						3515 03
	Repairs Rented Houses		7233 21	454 32		7687 53		6650 42	870 19		7520 61	166 92
2	Tenement House Well No. 1	547 19	547 19			547 19						547 19
43	Tenement House Well No. 2	516 65	516 65			516 65						516 65
	Clearing Site Walks & Fences		495 04			495 04						495 04
	Acetate Plant No. 1		1255 04			1255 04		1255 04			1255 04	0 00
55	Rebuilding Acetate Plant No. 1		13224 60			13224 60		1500 00	1500 00		3000 00	10224 60
39	Retorts		58499 72			58499 72		10696 85	3592 42		14289 27	44210 45
"	Acetate Plant No. 2	111989 49	7963 40			7963 40		1914 25	741 00		2655 25	5308 15
"	Chemical Plant No. 2		61141 90			61141 90		15073 44	5834 88		20908 32	40233 58
49	Feed Water Heater C. P. No. 2	679 21	638 03			638 03		638 03			638 03	0 00
65	New Barn	260 74	260 74			260 74		130 37	130 37		260 74	0 00
	Mathews Portable R'y. Const.		3832 17			3832 17		1693 27	2138 00		3832 17	0 00
	Portable Railway Equipment		22459 93			22459 93		4076 32	416 76		4493 08	17966 85
56	Mathews R'y. Main Spur	4114 93	3939 96			3939 96		2246 58	1257 00		3503 58	436 38
70	Mathews Round House	770 00	667 07			667 07		275 87	391 29		667 07	0 00
71	Mathews Delta Railway ***	1200 00	1422 75	3301 07		4723 82						4723 82
69	Mathews Delta Camp	1237 50	337 85	591 84		929 69						929 69
63	Parsons Spur	5912 50	4224 82	1330 43		5555 25			1001 32		1001 32	4553 93
68	Parsons Camp	880 00	479 15	622 08		1161 23			501 55		501 55	659 68
66	Limestone Camp		588 54			588 54		116 45	79 00		195 45	393 09
"	Limestone Barn	1996 77	771 07			771 07						771 07
"	Limestone Spur		506 62			506 62						506 62
72	New Blowing & Pumping Engines	52575 00		4054 52		4054 52	48520 48					4054 52
73	New Still House & Apparatus	71999 00		10910 34		10910 34	61088 66					10910 34
			647070 76	23037 00		670107 76		323902 72	88861 48		412764 20	257343 56

REMARKS: * Items marked * are not as yet completed.

** Estimated cost per mile \$1,200.00

Annual Report_Mining_MS86100_2077_1904_1 of 2_102.tif

The Cleveland-Cliffs Iron Co.,
PIONEER FURNACE No. 1

NEW CONSTRUCTION

AND

IMPROVEMENT

FOR YEAR 1904.

01 0017	01 0017	01 0017	01 0017	01 0017
02 0018	02 0018	02 0018	02 0018	02 0018
03 0019	03 0019	03 0019	03 0019	03 0019
04 0020	04 0020	04 0020	04 0020	04 0020
05 0021	05 0021	05 0021	05 0021	05 0021
06 0022	06 0022	06 0022	06 0022	06 0022
07 0023	07 0023	07 0023	07 0023	07 0023
08 0024	08 0024	08 0024	08 0024	08 0024
09 0025	09 0025	09 0025	09 0025	09 0025
10 0026	10 0026	10 0026	10 0026	10 0026
11 0027	11 0027	11 0027	11 0027	11 0027
12 0028	12 0028	12 0028	12 0028	12 0028
13 0029	13 0029	13 0029	13 0029	13 0029
14 0030	14 0030	14 0030	14 0030	14 0030
15 0031	15 0031	15 0031	15 0031	15 0031
16 0032	16 0032	16 0032	16 0032	16 0032
17 0033	17 0033	17 0033	17 0033	17 0033
18 0034	18 0034	18 0034	18 0034	18 0034
19 0035	19 0035	19 0035	19 0035	19 0035
20 0036	20 0036	20 0036	20 0036	20 0036
21 0037	21 0037	21 0037	21 0037	21 0037
22 0038	22 0038	22 0038	22 0038	22 0038
23 0039	23 0039	23 0039	23 0039	23 0039
24 0040	24 0040	24 0040	24 0040	24 0040
25 0041	25 0041	25 0041	25 0041	25 0041
26 0042	26 0042	26 0042	26 0042	26 0042
27 0043	27 0043	27 0043	27 0043	27 0043
28 0044	28 0044	28 0044	28 0044	28 0044
29 0045	29 0045	29 0045	29 0045	29 0045
30 0046	30 0046	30 0046	30 0046	30 0046
31 0047	31 0047	31 0047	31 0047	31 0047
32 0048	32 0048	32 0048	32 0048	32 0048
33 0049	33 0049	33 0049	33 0049	33 0049
34 0050	34 0050	34 0050	34 0050	34 0050
35 0051	35 0051	35 0051	35 0051	35 0051
36 0052	36 0052	36 0052	36 0052	36 0052
37 0053	37 0053	37 0053	37 0053	37 0053
38 0054	38 0054	38 0054	38 0054	38 0054
39 0055	39 0055	39 0055	39 0055	39 0055
40 0056	40 0056	40 0056	40 0056	40 0056
41 0057	41 0057	41 0057	41 0057	41 0057
42 0058	42 0058	42 0058	42 0058	42 0058
43 0059	43 0059	43 0059	43 0059	43 0059
44 0060	44 0060	44 0060	44 0060	44 0060
45 0061	45 0061	45 0061	45 0061	45 0061
46 0062	46 0062	46 0062	46 0062	46 0062
47 0063	47 0063	47 0063	47 0063	47 0063
48 0064	48 0064	48 0064	48 0064	48 0064
49 0065	49 0065	49 0065	49 0065	49 0065
50 0066	50 0066	50 0066	50 0066	50 0066
51 0067	51 0067	51 0067	51 0067	51 0067
52 0068	52 0068	52 0068	52 0068	52 0068
53 0069	53 0069	53 0069	53 0069	53 0069
54 0070	54 0070	54 0070	54 0070	54 0070
55 0071	55 0071	55 0071	55 0071	55 0071
56 0072	56 0072	56 0072	56 0072	56 0072
57 0073	57 0073	57 0073	57 0073	57 0073
58 0074	58 0074	58 0074	58 0074	58 0074
59 0075	59 0075	59 0075	59 0075	59 0075
60 0076	60 0076	60 0076	60 0076	60 0076
61 0077	61 0077	61 0077	61 0077	61 0077
62 0078	62 0078	62 0078	62 0078	62 0078
63 0079	63 0079	63 0079	63 0079	63 0079
64 0080	64 0080	64 0080	64 0080	64 0080
65 0081	65 0081	65 0081	65 0081	65 0081
66 0082	66 0082	66 0082	66 0082	66 0082
67 0083	67 0083	67 0083	67 0083	67 0083
68 0084	68 0084	68 0084	68 0084	68 0084
69 0085	69 0085	69 0085	69 0085	69 0085
70 0086	70 0086	70 0086	70 0086	70 0086
71 0087	71 0087	71 0087	71 0087	71 0087
72 0088	72 0088	72 0088	72 0088	72 0088
73 0089	73 0089	73 0089	73 0089	73 0089
74 0090	74 0090	74 0090	74 0090	74 0090
75 0091	75 0091	75 0091	75 0091	75 0091
76 0092	76 0092	76 0092	76 0092	76 0092
77 0093	77 0093	77 0093	77 0093	77 0093
78 0094	78 0094	78 0094	78 0094	78 0094
79 0095	79 0095	79 0095	79 0095	79 0095
80 0096	80 0096	80 0096	80 0096	80 0096
81 0097	81 0097	81 0097	81 0097	81 0097
82 0098	82 0098	82 0098	82 0098	82 0098
83 0099	83 0099	83 0099	83 0099	83 0099
84 0100	84 0100	84 0100	84 0100	84 0100

RECEIVED
MAR 28 1905

RECEIVED
MAR 28 1905

THE CLEVELAND-CLIFFS IRON CO.

PIONEER FURNACE No. 1.

Pig Iron Stock Report for the Week Ending..... NOVEMBER 30TH.,..... 1904.

H. Niedeck Co., Mfg. Stationers, Milwaukee, Wis.

PIG IRON GRADES	PRODUCTION									SHIPMENTS						
	Current Week	Previous for Month	Total for Month	Previous Months	Over and Short for Season	Total Produced Since Dec. 1st	Transferred to and From	On Hand Dec. 1st	Total Produced and in Stock Since Dec. 1st	Current Week	Previous for Month	Total for Month	Previous Months	Over and Short for Season	Total Since Dec. 1st	Balance in Stock
						1903		1903							1903	
A Scotch				351	1	350	31	73	454				455	1	454	000
B Scotch				276		276	31	38	283				283		283	000
C Scotch				196	2	198		225	423				381	2	383	40
No. 1 Special				625	24	649	4	122	767				743	24	767	000
No. 1 Foundry				1639	13	1626	41	54	1721				1734	13	1721	000
No. 2 Low				1651	2	1653	37	418	2034				2013	2	2015	19
No. 2 High				2563	11	2552		1052	3604				2044	11	2033	1571
No. 3 Low				2905	6	2899		1729	4628	30	245	275	3353	6	3622	1006
No. 3 High				1502		1502		853	2355				1554		1554	801
No. 3 Malleable				64		64		203	267				100		100	167
No. 4 Low				515	2	517		261	778				717	2	719	59
No. 4 High				677	2	679		155	834				832	2	834	000
No. 5				698	6	692		474	1166				679	6	673	493
No. 6				543	2	541		349	890	20		20	725	2	743	147
Spotted																
Castings																
Bessemer Special																
Bessemer																
Bessemer																
TOTAL				14205	7	14198		6006	20204	50	245	295	15613	7	15901	4303
Rail shipment										50	245	295			8740	
Vessel shipment															7161	

Annual Report_Mining_MS86100_2077_1904_1 of 2_103.tif

The Cleveland-Cliffs Iron Co.
Pioneer Furnace No. 1.

Pig Iron Stock Report

FOR THE WEEK ENDING Nov. 20th., 1905.

RECEIVED

MAR 28 1905

16

THE CLEVELAND-CLIFFS IRON CO.
PIONEER FURNACE NO. 1.

Stock Report for Month Ending

NOVEMBER 30TH.,

1904.

H. Niedecken Co., Mfg. Stationers, Milwaukee, Wis., 91-007.

	PRODUCED OR RECEIVED.						SHIPPED OR USED.				
	Total for Month	Previous Months	Over and Short for Season	Total from Dec. 1st, 1903...	On Hand Dec. 1st, 1903...	TOTAL	Total for Month	Previous Months	Over and Short for Season	Total from Dec. 1st, 1903...	Balance on Hand
ORE:											
Lake		20458 380		20458 380	955 1735	21413 2005		19738 530		19738 530	1075 1535
Salisbury		3544 140		3544 140	2250 507	5704 707		3707 1238		3707 1238	2086 1700
Cliffs Shaft					3104 1012	3104 1012		2760 1728		2760 1728	404 184
Lake Bessemer					741 672	741 672		534 2142		534 2142	206 770
Lake Silica											
Bedford											
Poster											
Total		24002 420		24002 420	7112 450	31114 870		26741 1158		26741 1158	4372 1958
WOOD:											
WOOD CAMPS—Parsons	981 3/4	22523 3/4		22505 1/4 ✓	29455 1/2	52900 1/2		14200		14200 ✓	32601 1/2
“ “ Matthews	1370	21739 3/4		23100 3/4 ✓	19410 3/4	42520 1/2		10410		10410 ✓	32101 1/2
“ “ Limestone	383 1/2	6649 3/4		7033 ✓	3642 3/4	10675 3/4		4102 1/2		4102 ✓	6512 3/4
Along Whitefish Branch		42 3/4		42 3/4 ✓		42 3/4					42 3/4
Received from Jobbers		123 1/2		123 1/2 ✓		123 1/2		123 1/2		123 1/2 ✓	
Total Wood Camps,	2735	51078 3/4		53813 3/4	52507 3/4	106321 3/4		28974		28974	77347 3/4
FURNACE YARD		3483 3/4		3483 3/4	355 1/2	3830	13	2001 1/2		2614 1/2	1224 3/4
Total Camps and Yard,	2735	54562 1/4		57297 1/4	52863 1/2	110100 3/4	13	31575 1/2		31588 1/2	78572 1/4
KILNS		20810 1/2		20810 1/2	4422	25232 1/2		21072		20804	4428 1/2
RETORTS		6152		6152		6152		6152		6152	
Total,		26962 1/2		26962 1/2	4422	31384 1/2		27824		26950	4428 1/2
	2735	81524 3/4		84259 3/4	57285 3/4	141545	13	59399 1/2		58544 1/2	83000 3/4
Charcoal Bushels		1250470		1250470	4200	1254670	2200	1249804		1252064	2615
Limestone Tons		1723 2030		1723 2030	105 250	1829 40	121 1060	1117 720		1229 440	589 1840
Alcohol Plant No. 1, Gallons		50301 1/2	227	50124 1/2	1400	50943 1/2		50599 1/2	227	50302 1/2	
“ “ 2, “		44189 1/2	277	43912 1/2	5410	49314		47912	277	47035	1670
Gray Acetate of Lime “ “ 1, Pounds		705975	13075	809050		809050		790134	1706	791930	17720
“ “ Plant #1 82% Crude		48000	480 1/2	47579 1/2	8942	56521 1/2		56724		56021 1/2	
“ “ Plant No. 2		742053	1743	740910	25884	766794		769420	480 1/2	766794	

The Cleveland-Cliffs Iron Co.
Pioneer Furnace No. 1.

STOCK REPORT

FOR MONTH ENDING NOV. 30TH., 1904.

17

THE CLEVELAND-CLIFFS IRON COMPANY.
Pioneer Furnace No. 1

COMPARATIVE STATEMENT OF TAXES FOR 1903 AND 1904.

	1904		1903		RECAPITULATION:	1904		1903		
	Acres	Valuation	Taxes	Valuation		Taxes	Acres	Valuation	Taxes	Valuation
CITY OF GLADSTONE:										
City Lots & Gov't. Lot No. 3		7835 00	260 94	8380 00	261 77					
Founder's House		500 00	16 51	800 00	26 18					
Clerk's House		1100 00	36 30	1050 00	34 30					
Master Mechanic's House		1100 00	36 30	1100 00	36 00					
Barn Boss House		600 00	19 81	550 00	18 00					
Total		11135 00	369 86	11380 00	396 31					
BRAMPTON TOWNSHIP:										
Furnace Plant, Real	36	180000 00	3236 04	180000 00	3440 35					
Furnace Plant, Personal		65000 00	1841 46	65000 00	1375 35					
Limestone Quarry	40	100 00	1 30	100 00	1 92					
Total	76	245100 00	4579 30	245100 00	4827 12					
MASONVILLE TOWNSHIP:										
Section 2 - 43 - 21	480	4800 00	114 29	4800 00	105 92					
" 3 - " - "	640	4800 00	114 41	6400 00	141 24					
" 4 - " - "	640	4800 00	114 41	6240 00	137 69					
" 5 - " - "	640	3840 00	91 63	3840 00	84 52					
" 6 - " - "	320	2100 00	51 51	2560 00	56 44					
" 9 - " - "	640	4800 00	114 41	6400 00	141 24					
" 10 - " - "	640	4800 00	114 41	6400 00	141 24					
" 11 - " - "	160	1480 00	35 27	1480 00	32 68					
" 18 - " - "	320	3200 00	76 20	3200 00	70 62					
" 30 - " - "	100	1360 00	32 44	1520 00	33 49					
Total	4640	36040 00	858 98	42840 00	945 08					
LIMESTONE TOWNSHIP:										
Section 13 - 44 - 22	440	1870 00	67 35	1100 00	56 56					
" 15 - " - "	320	1360 00	49 35	1120 00	57 59					
" 21 - " - "	320	1360 00	49 35	1120 00	57 59					
" 22 - " - "	320	1360 00	49 35	1120 00	57 59					
" 24 - " - "	480	1800 00	65 31	1680 00	86 40					
" 36 - 45 - 21	100	680 00	24 07	480 00	24 08					
Personal		1200 00	43 54							
Total	2040	9630 00	340 42	6020 00	340 41					
MATHIAS TOWNSHIP:										
Section 7 - 44 - 21	100	600 00	31 77	450 00	20 56					
" 18 - " - "	640	2800 00	148 31	2400 00	109 73					
" 28 - " - "	640	3100 00	164 22	2200 00	100 92					
" 29 - " - "	320	1400 00	74 15	800 00	36 32					
" 30 - " - "	160	700 00	37 08	500 00	22 38					
" 31 - " - "	600	2250 00	119 15	1300 00	59 56					
" 32 - " - "	640	2400 00	127 10	1350 00	61 33					
" 33 - " - "	480	2200 00	116 53	2000 00	90 58					
" 34 - " - "	320	2400 00	127 14	1000 00	71 14					
Personal		13500 00	715 12	30375 00	1388 45					
Total	3960	31350 00	1660 57	42975 00	1962 47					
GARDEN TOWNSHIP:										
Section 12 - 41 - 18	160	400 00	4 31	320 00	3 56					
" 13 - " - "	640	1600 00	19 23	1280 00	14 22					
Total	800	2000 00	24 04	1600 00	17 78					
HARRISON TOWNSHIP:										
Section 28 - 42 - 17	640	840 00	14 37	2560 00	79 08					
" 32 - " - "	520	670 00	12 08	260 00	7 66					
" 33 - " - "	640	840 00	14 36	640 00	18 81					
Personal				6300 00	187 22					
Total	1800	2350 00	41 81	9760 00	292 77					
INWOOD TOWNSHIP:										
Section 2 - 41 - 17	640	1256 00	69 04	2456 00	81 62					
" 3 - " - "	640	1400 00	39 39	1900 00	63 16					
" 4 - " - "	640	1600 00	45 03	1600 00	53 30					
" 5 - " - "	560	1400 00	39 43	1600 00	53 30					
" 7 - " - "	400	1016 00	28 60	1016 00	33 77					
" 8 - " - "	400	1000 00	28 16	1000 00	33 24					
" 9 - " - "	480	960 00	27 01	960 00	31 01					
" 10 - " - "	640	1600 00	45 03	2560 00	85 10					
" 18 - " - "	640	1636 00	46 03	1636 00	54 88					
Personal		24760 00	696 88	10080 00	334 95					
Total	5040	36628 00	1064 60	24808 00	824 73					
RECAPITULATION:										
City of Gladstone		11135 00	369 86	11380 00	396 31					
Brampton Township	76	245100 00	4579 30	245100 00	4827 12					
Masonville Township	4640	36040 00	858 98	42840 00	945 08					
Limestone Township	2040	9630 00	340 42	6020 00	340 41					
Mathias Township	3960	31350 00	1660 57	42975 00	1962 47					
Garden Township	800	2000 00	24 04	1600 00	17 78					
Harrison Township	1800	2350 00	41 81	9760 00	292 77					
Inwood Township	5040	36628 00	1064 60	24808 00	824 73					
Total	18356	374233 00	8948 58	385533 00	9606 67					
DISTRIBUTION OF TAXES 1904										
CITY OF GLADSTONE:										
W. C. Mather, Treas.								260 94		
Improvement								72 60		
Repairs Rented Houses								72 60		
Furnace General Expense								24 20		
Chemical General Expense No. 1								6 06		
Chemical General Expense No. 2								6 08		
Total								369 86		
BRAMPTON TOWNSHIP:										
Furnace General Expense								3052 86		
Chemical General Expense No. 1								763 22		
Chemical General Expense No. 2								763 22		
Total								4579 30		
MASONVILLE TOWNSHIP:										
Accounts Receivable								310 00		
Mathews Tract Taxes								548 38		
Total								858 98		
LIMESTONE TOWNSHIP:										
Accounts Receivable								21 93		
Mathews Tract Taxes								283 95		
Limestone Wood								43 54		
Total								340 42		
MATHIAS TOWNSHIP:										
Accounts Receivable								163 02		
Mathews Tract Taxes								1406 05		
Total								1600 57		
GARDEN TOWNSHIP:										
Parsons Tract Taxes								21 64		
Accounts Receivable								2 40		
Total								24 04		
HARRISON TOWNSHIP:										
Accounts Receivable								3 72		
Parsons Tract Taxes								38 09		
Total								41 81		
INWOOD TOWNSHIP:										
Accounts Receivable								64 12		
Parsons Tract Taxes								1000 46		
Total								1064 60		
Grand Total								8948 58		
REMARKS:										
In addition to the above, we pay the Pioneer Iron Company \$110.80, being our proportion of the taxes on Manager's residence at Marquette, this being distributed to the same accounts as Brampton Township taxes.										
# Forty acres of this section sold since last statement.										
## Eighty acres of this section sold since last statement.										

SECTION:	1904	1905	1904	1905
Taxes	Valuation	Taxes	Valuation	Taxes
City of Pittsburg	381 77	8800 00	350 00	7800 00
Franklin Township	35 18	300 00	15 18	300 00
Hamsville Township	35 30	1000 00	35 30	1000 00
Lincoln Township	35 00	1100 00	35 00	1100 00
Madison Township	18 00	300 00	18 00	300 00
Orleans Township				
Washington Township	308 31	11000 00	308 31	11000 00
Lawrence Township				
Total	844 54	18000 00	800 00	18000 00
	1278 88	60000 00	1278 88	60000 00
	1 92	100 00	1 92	100 00
	4807 13	148100 00	4807 13	148100 00
CITY OF CLAYTON:				
W. G. Walker, Town	108 82	4000 00	114 00	4000 00
Improvement	141 24	5000 00	114 41	5000 00
Regulatory Board	137 00	5000 00	118 41	5000 00
Finance General Exp	84 88	3000 00	81 00	3000 00
Chemical General Exp	88 44	3000 00	81 00	3000 00
Chemical General Exp	141 84	5000 00	114 41	5000 00
Total	141 84	5000 00	114 41	5000 00
	32 83	1000 00	32 83	1000 00
	70 00	3000 00	70 00	3000 00
BRAUNTON TOWNSHIP:	38 40	1000 00	38 44	1000 00
Finance General Exp	348 08	40000 00	308 32	40000 00
Chemical General Exp				
Chemical General Exp				
Total	38 80	1000 00	37 80	1000 00
	37 80	1000 00	37 80	1000 00
	37 80	1000 00	37 80	1000 00
MAHONVILLE TOWNSHIP:	37 80	1000 00	37 80	1000 00
Finance General Exp	30 40	1000 00	30 41	1000 00
Madison Trust Taxes	34 80	400 00	34 77	400 00
Total	34 80	400 00	34 84	400 00
	34 80	400 00	34 84	400 00
	34 80	400 00	34 84	400 00
LINCOLN TOWNSHIP:	34 80	400 00	34 84	400 00
Finance General Exp	30 80	1000 00	30 80	1000 00
Madison Trust Taxes	100 00	3000 00	104 04	3000 00
Total	100 00	3000 00	104 08	3000 00
	100 00	3000 00	104 08	3000 00
	100 00	3000 00	104 08	3000 00
WATKINS TOWNSHIP:	60 00	1000 00	60 00	1000 00
Finance General Exp	61 00	1000 00	60 00	1000 00
Madison Trust Taxes	71 14	1000 00	71 14	1000 00
Total	132 14	2000 00	131 14	2000 00
	132 14	2000 00	131 14	2000 00
	132 14	2000 00	131 14	2000 00
GARDNER TOWNSHIP:	1000 00	1000 00	1000 00	1000 00
Finance Trust Taxes	3 80	100 00	4 81	100 00
Madison Trust Taxes	14 00	1000 00	14 00	1000 00
Total	18 80	1100 00	18 81	1100 00
	18 80	1100 00	18 81	1100 00
	18 80	1100 00	18 81	1100 00
WATKINS TOWNSHIP:	14 00	1000 00	14 00	1000 00
Finance General Exp	14 00	1000 00	14 00	1000 00
Madison Trust Taxes	7 00	300 00	7 00	300 00
Total	21 00	1300 00	21 00	1300 00
	21 00	1300 00	21 00	1300 00
	21 00	1300 00	21 00	1300 00
INWOOD TOWNSHIP:	38 74	4000 00	41 81	4000 00
Finance General Exp	31 82	3000 00	30 04	3000 00
Madison Trust Taxes	68 10	1000 00	11 80	1000 00
Total	100 00	4000 00	41 84	4000 00
	100 00	4000 00	41 84	4000 00
	100 00	4000 00	41 84	4000 00
REMARKS:				
In addition	33 74	1000 00	33 80	1000 00
\$10.00, being	33 84	1000 00	33 84	1000 00
of	31 01	800 00	31 01	800 00
of	31 10	800 00	31 10	800 00
Franklin Township	34 88	1000 00	34 88	1000 00
Total	34 88	1000 00	34 88	1000 00

SECTION:	1904	1905	1904	1905
Taxes	Valuation	Taxes	Valuation	Taxes
City of Clayton	108 82	4000 00	114 00	4000 00
Franklin Township	141 24	5000 00	114 41	5000 00
Hamsville Township	137 00	5000 00	118 41	5000 00
Lincoln Township	84 88	3000 00	81 00	3000 00
Madison Township	88 44	3000 00	81 00	3000 00
Orleans Township	141 84	5000 00	114 41	5000 00
Washington Township	308 31	11000 00	308 31	11000 00
Lawrence Township				
Total	844 54	18000 00	800 00	18000 00
	1278 88	60000 00	1278 88	60000 00
	1 92	100 00	1 92	100 00
	4807 13	148100 00	4807 13	148100 00
CITY OF CLAYTON:				
W. G. Walker, Town	108 82	4000 00	114 00	4000 00
Improvement	141 24	5000 00	114 41	5000 00
Regulatory Board	137 00	5000 00	118 41	5000 00
Finance General Exp	84 88	3000 00	81 00	3000 00
Chemical General Exp	88 44	3000 00	81 00	3000 00
Chemical General Exp	141 84	5000 00	114 41	5000 00
Total	141 84	5000 00	114 41	5000 00
	32 83	1000 00	32 83	1000 00
	70 00	3000 00	70 00	3000 00
BRAUNTON TOWNSHIP:	38 40	1000 00	38 44	1000 00
Finance General Exp	348 08	40000 00	308 32	40000 00
Chemical General Exp				
Chemical General Exp				
Total	38 80	1000 00	37 80	1000 00
	37 80	1000 00	37 80	1000 00
	37 80	1000 00	37 80	1000 00
MAHONVILLE TOWNSHIP:	37 80	1000 00	37 80	1000 00
Finance General Exp	30 40	1000 00	30 41	1000 00
Madison Trust Taxes	34 80	400 00	34 77	400 00
Total	34 80	400 00	34 84	400 00
	34 80	400 00	34 84	400 00
	34 80	400 00	34 84	400 00
LINCOLN TOWNSHIP:	34 80	400 00	34 84	400 00
Finance General Exp	30 80	1000 00	30 80	1000 00
Madison Trust Taxes	100 00	3000 00	104 04	3000 00
Total	100 00	3000 00	104 08	3000 00
	100 00	3000 00	104 08	3000 00
	100 00	3000 00	104 08	3000 00
WATKINS TOWNSHIP:	60 00	1000 00	60 00	1000 00
Finance General Exp	61 00	1000 00	60 00	1000 00
Madison Trust Taxes	71 14	1000 00	71 14	1000 00
Total	132 14	2000 00	131 14	2000 00
	132 14	2000 00	131 14	2000 00
	132 14	2000 00	131 14	2000 00
GARDNER TOWNSHIP:	1000 00	1000 00	1000 00	1000 00
Finance Trust Taxes	3 80	100 00	4 81	100 00
Madison Trust Taxes	14 00	1000 00	14 00	1000 00
Total	18 80	1100 00	18 81	1100 00
	18 80	1100 00	18 81	1100 00
	18 80	1100 00	18 81	1100 00
WATKINS TOWNSHIP:	14 00	1000 00	14 00	1000 00
Finance General Exp	14 00	1000 00	14 00	1000 00
Madison Trust Taxes	7 00	300 00	7 00	300 00
Total	21 00	1300 00	21 00	1300 00
	21 00	1300 00	21 00	1300 00
	21 00	1300 00	21 00	1300 00
INWOOD TOWNSHIP:	38 74	4000 00	41 81	4000 00
Finance General Exp	31 82	3000 00	30 04	3000 00
Madison Trust Taxes	68 10	1000 00	11 80	1000 00
Total	100 00	4000 00	41 84	4000 00
	100 00	4000 00	41 84	4000 00
	100 00	4000 00	41 84	4000 00
REMARKS:				
In addition	33 74	1000 00	33 80	1000 00
\$10.00, being	33 84	1000 00	33 84	1000 00
of	31 01	800 00	31 01	800 00
of	31 10	800 00	31 10	800 00
Franklin Township	34 88	1000 00	34 88	1000 00
Total	34 88	1000 00	34 88	1000 00

RECEIVED
JAN 14 1905

THE CLEVELAND-CLIFFS IRON COMPANY
Pioneer Furnace No. 1.

Legal Expenses

Year, 1904.

W. P. Belden,

Salary December 1, 1903 to Nov.30, 1904	249.96
Expenses " " " " " " "	52.02
Total	301.98

THE CLEVELAND-CLIFFS IRON CO.,
Pioneer Furnace No.1.

LEGAL EXPENSES

YEAR, 1904.

RECEIVED
JAN 20 1905

30.00
52.50
30.00

THE CLEVELAND-CLIFFS IRON COMPANY

Pioneer Furnace No. 1

Comparative Statement of General Office Expense

For the years 1903 & 1904.

-:o:-

	<u>1 9 0 4</u>	<u>1 9 0 3</u>
Manager - - - - -	4000.00	5666.64
Assistant Auditor - - - - -	775.00	1275.00
Chief Clerk - - - - -	540.00	637.50
Assistant Clerks - - - - -	1500.00	0.00
Extra Clerks - - - - -	247.11	1805.85
Stenographer - - - - -	338.00	810.00
Chief Engineer - - - - -	1500.00	1874.99
Barn Boss - - - - -	0.00	600.00
Manager's Man - - - - -	266.80	45.00
Petty Office - - - - -	59.45	89.22
Stationery & Printing - - - - -	330.12	374.97
Telephones & Telegrams - - - - -	497.62	401.21
Stable Expense - - - - -	539.45	400.33
Exchange - - - - -	72.50	116.15
Freight & Express - - - - -	24.37	26.86
Traveling - - - - -	1190.84	495.06
Postage - - - - -	23.96	164.12
Launch - - - - -	13.25	225.02
Entertaining - - - - -	7.97	41.48
Papers & Periodicals - - - - -	16.58	14.95
Livery - - - - -	64.25	147.50
Watchman - - - - -	646.63	50.47
Legal - - - - -	301.98	1118.06
Inventory - - - - -	53.44	27.68
Political - - - - -	36.50	309.75
Cost of Running Club - - - - -	771.25	0.00
Janitor - - - - -	101.70	0.00
St. Louis Exposition - - - - -	316.53	0.00
Moving Mr. Farrell - - - - -	0.00	23.52
Total - - - - -	14235.30	16741.33

The Cleveland-Cliffs Iron Co.,
PIONEER FURNACE No. 1

Comparative Statement of
General Office Expense
For the years 1903 & 1904.

RECEIVED
FEB 2 1905

Item	1903	1904
Salaries	10,000.00	10,000.00
Travel	500.00	500.00
Printing	100.00	100.00
Stationery	200.00	200.00
Telephone	100.00	100.00
Lighting	100.00	100.00
Repairs	100.00	100.00
Insurance	100.00	100.00
Postage	100.00	100.00
Office Supplies	100.00	100.00
Contingencies	100.00	100.00
Total	11,300.00	11,300.00

THE CLEVELAND-CLIFFS IRON COMPANY
Pioneer Furnace No.1.

Statement showing cost of Stable Expense for year 1904.

Commodities, Etc.

Hay.....	449.24	.1331
Oats.....	493.10	.1461
Feed.....	97.16	.0288
Bran.....	21.06	.0062
Straw	47.13	.0140
Repairs, Wagons, Carts & Sleighs.....	45.19	.0134
Repairs Harness	78.54	.0233
Curry Combs, Brushes, Grease & Oils.....	22.61	.0067
Shoeing.....	72.83	.0216
Medicine	52.44	.0156
T o t a l	1379.30	.4088

3 Horses on Cinder Carts.....	739 Days
1 " " Breeze Cart.....	294 "
2 " " Team	730 "
1 " for Foreman	151 "
1 " on Retort Screenings.	365 "
1 " " Charcoal Tram Cars	365 "
2 " " Driving Team.....	730 "
11 Horses	3374 "

21

THE CLEVELAND-CLIFFS IRON CO.

Pioneer Furnace #1.

STATEMENT SHOWING COST OF
STABLE EXPENSE YEAR, 1904.

THE CLEVELAND-CLIFFS IRON CO.
1100 MARKET STREET
CLEVELAND, OHIO

STATEMENT SHOWING COST OF STABLE EXPENSE YEAR, 1904.

1901.	48.63A	
1902.	51.22A	
1903.	51.70	
1904.	55.1	
1905.	51.74	
1906.	51.38	
1907.	47.17	
1908.	49.75	
1909.	58.47	
1910.	48.31	

RECEIVED
JAN 30 1905.

1901.	06.3761	
1902.		
1903.		
1904.		
1905.		
1906.		
1907.		
1908.		
1909.		
1910.		

THE CLEVELAND-CLIFFS IRON CO.,
Pioneer Furnace No.1.

Statement of Donations made during the Fiscal year 1904

None.

The Cleveland-Cliffs Iron Co.,
PIONEER FURNACE No. 1

STATEMENT OF DONATIONS

MADE

DURING YEAR 1904.

THE CLEVELAND-CLIFFS IRON CO.
PIONEER FURNACE NO. 1
CLEVELAND, OHIO

THIS STATEMENT IS SUBJECT TO THE PROVISIONS OF THE CHARTER OF THE CLEVELAND-CLIFFS IRON CO.

RECEIVED
JAN 14 1905

THE CLEVELAND-CLIFFS IRON COMPANY

PIONEER FURNACE NO. 2

Statement of Fire Insurance in Force November 30, 1904.

<u>Policy Number</u>	<u>Company</u>	<u>Property Insured</u>	<u>Location</u>	<u>Time Insured</u>	<u>Expiration</u>	<u>Amount Insured</u>	<u>Rate</u>	<u>Time</u>	<u>Premium Paid</u>	<u>Premium Accrued</u>	<u>Losses</u>
3283436	N.B. & M.	5 Dbl.Ten't.Houses	Furnace	3 Years	Dec.1, '05	4000.00	2.45	3 Yrs.	98.00	63.33	None
5851	Home	32 Charcoal Cars	"	1 "	Jan.30 '05	3200.00	1.00	1 "	32.00	32.00	(See Note)
61	Hanover	Club Ho. & Cont's.	"	1 "	Dec.1, '04	1500.00	1.90	1 "	28.50	28.50	None
3711234	N. B. & M.	" " " "	"	1 "	" " "	1500.00	1.90	1 "	28.50	28.50	"
766643	Northern	Launch	Marquette	1 "	Nov.1, '05	1000.00	2.50	1 "	25.00	2.08	"
34573	Liverpool, London & Globe	Furnace Exhibit	St. Louis	5 Mos.	Dec.1, '04	2000.00	2.40	5 Mos.	48.00	48.00	"
		Founder's Cottage	Furnace	3 Years	" " '06	1500.00	1.50	3 Yrs.	22.50	7.50	"
		B.Boss' House	Gladstone	3 "	" " '06	500.00	1.50	3 "	7.50	2.50	"
		M. M. House	"	" "	" " "	1000.00	1.50	3 "	15.00	5.00	"
		Auditor's House	"	" "	" " "	1000.00	1.50	" "	15.00	5.00	"
		20 Dbl.Ten' t Ho.	Furnace	" "	" " "	14000.00	2.50	" "	350.00	116.66	"
		Furnace Barn	"	" "	" " "	1000.00	3.00	" "	30.00	10.00	"
		Office & Lab'y.Bldgs.	"	1 "	" " '04	2000.00	1.75	1 "	35.00	35.00	"
		" " " "	"	" "	" " '04	700.00	1.75	" "	12.25	12.25	"
		Acet.Storage House	"	" "	" " "	175.00	1.40	" "	2.45	2.45	"
		Car Shops	"	" "	" " "	200.00	3.10	" "	6.20	6.20	"
		Stock Alcohol Bbls.	"	" "	" " "	250.00	1.40	" "	3.50	3.50	"
						35525.00			750.40	410.47	
Hartford		20818				\$2375.00					
N. B. & M.		3711640				2375.00					
Manchester		2537840				2375.00					
National		58738				2375.00					
Phoenix		71123				2375.00					
American Central		1356111				2375.00					
Springfield Fire & Marine		16500				2375.00					
American Central		1356110				1662.50					
Springfield Fire & Marine		1652				1662.50					
						22325.00					

NOTE:

Car No.133 was burned on Matthews Spur on July 3rd, 1904.
The Insurance Company settled with us for amount of policy \$100.00

THE CLEVELAND-CLIFFS IRON COMPANY

Pioneer Furnace No.1

Salaries and Perquisites for year 1904

Manager:

Salary	4000.00
$\frac{1}{2}$ salary coachman	240.00
$\frac{1}{2}$ cost feeding one horse	<u>96.00</u>
Total	4336.00

Barn Boss:

Salary	600.00
House Rent free	

Yard Foreman:

Salary	500.00
Feed for one horse	<u>45.00</u>
Total	545.00

Founder:

Salary	1620.00
Electric light furnished free from furnace	
House Rent free	

Assistant Auditor
Chief Engineer
Chemist
Fuel Superintendent
Stenographer
Clerks

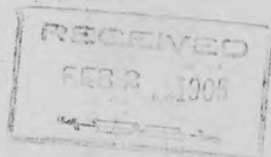
Use of teams and from furnace	180.00
-------------------------------	--------

24

The Cleveland-Cliffs Iron Co.,
PIONEER FURNACE No. 1

Salaries and Perquisites

For the year 1904



THE CLEVELAND-CLIFFS IRON COMPANY.
Pioneer Furnace No. 1

STATEMENT OF STEAM COAL USED FOR YEAR ENDING
NOVEMBER 30TH. 1904.

CHARGED TO	YOUCHIOCHENY			ANTHRACITE		
	Pounds	Amount		Pounds	Amount	
Furnace - - - - -	1713355	3133	92			
Chemical Plant No. 1 - -	6063200	11030	04			
Chemical Plant No. 2 - -	4028700	7451	72			
Acetate Plant No. 1 - -	1999500	3698	49			
Acetate Plant No. 2 - -	1997500	3094	95			
Retorts - - - - -	1321760	2444	27	2120450	3504	47
Switching - - - - -	383060	703	29			
Total	17507075	32156	68	2120450	3504	47

32156.68
3504.47
35661.15

25-

THE CLEVELAND-CLIFFS IRON COMPANY.
Pioneer Furnace No. 1

STATEMENT OF STEAM COAL USED FOR YEAR ENDING
NOVEMBER 30TH. 1904.

CHARGED TO	YOUCHIOCHENY			ANTHRACITE		
	Pounds	Amount		Pounds	Amount	
Furnace - - - - -	1713355	3133	92			
Chemical Plant No. 1 - - -	6063200	11030	04			
Chemical Plant No. 2 - - -	4028700	7451	72			
Acetate Plant No. 1 - - -	1999500	3698	49			
Acetate Plant No. 2 - - -	1997500	3694	95			
Retorts - - - - -	1321760	2444	27	2120450	3504	47
Switching - - - - -	383060	703	29			
Total	17507075	32156	68	2120450	3504	47

32156.68
3504.47
35661.15

25-

THE CLEVELAND CLIFFS IRON COMPANY

Pioneer Furnace No.1.

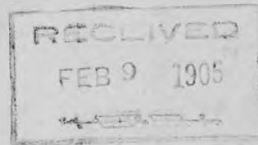
Statement Showing Per Cent of Divisions, Common Expense. November 30, '04.

	<u>Furnace</u>	<u>Chem. Pl. #1</u>	<u>Chem. Pl. #2</u>	<u>Acet. Pl. #1</u>	<u>Acet. Pl. #2</u>
Lab'y Sup.	30	30	30	5	5
Gen'l Of.	65	12½	12½	5	5
Elec. L't	30	30	30	5	5

THE CLEVELAND CLIFFS IRON CO.
Pioneer Furnace No.1.

Statement Showing Per Cent of
Divisions, Common Expense.

November 30, 1904.



THE CLEVELAND-CLIFFS IRON COMPANY

PIONEER FURNACE NO. 1

S h o p--L a b o r

Y e a r-1 9 0 4

MACHINE SHOP								
Month	Pay Roll	Supplies	Total Shop Debit	Total Hours	Less Hours Rep.	Hours Tools	Net Hrs. Charged	Cost per Hr.
Dec.	451.71	86.58	538.29	2067		63	2004	.2715
Jan.	539.76	86.75	626.51	2604			2604	.2408
Feb.	434.55	82.73	517.28	2064			2064	.2506
Mar.	507.81	84.95	592.76	2438		17	2421	.2448
Apl.	422.17	99.46	521.63	1905			1905	.2737
May	421.26	79.62	500.88	1960			1960	.2555
June	424.83	81.96	506.79	1906			1906	.2658
July	277.89	57.12	335.01	1203			1203	.2784
Aug.	354.89	8.22	363.11	1592		6	1586	.2290
Sept.	250.29	4.30	254.59	1110			1110	.2294
Oct.	237.57	4.50	242.07	1070			1070	.2260
Nov.	236.65	9.83	246.48	861			861	.2862
Total	4559.38	686.02	5245.40	20780		86	20694	.2534

BLACKSMITH SHOP								
Month	Pay Roll	Supplies	Total Shop Debit	Total Hours	Less Hours Rep.	Hours Tools	Net Hrs. Charged	Cost per Hr.
Dec.	104.90	13.83	118.73	524			524	.2264
Jan.	100.75	13.54	114.29	520			520	.2197
Feb.	93.10	11.75	104.85	511			511	.2052
Mar.	99.71	13.10	112.81	544			544	.2074
Apl.	98.55	11.86	110.41	542			542	.2038
May	99.88	15.35	115.23	525			525	.2194
June	107.65	19.57	127.22	520		4	516	.2465
July	102.10	12.01	114.11	500			500	.2282
Aug.	87.15	1.80	88.95	390			390	.2276
Sept.	100.42	2.76	103.18	485			485	.2127
Oct.	91.00		91.00	425		2	423	.2152
Nov.	102.90	3.15	106.05	500		25	475	.2232
Total	1188.11	118.72	1306.83	5986		31	5955	.2211

CARPENTER SHOP								
Month	Pay Roll	Supplies	Total Shop Debit	Total Hours	Less Hours Rep.	Hours Tools	Net Hrs. Charged	Cost per Hr.
Dec.	753.90		753.90	3750			3750	.2000
Jan.	664.78		664.78	3392			3392	.1960
Feb.	638.01		638.01	3265			3265	.1954
Mar.	585.99		585.99	2800			2800	.2092
Apl.	334.92		334.92	1462			1462	.2290
May	272.86		272.86	1203			1203	.2268
June	287.90		287.90	1280		4	1276	.2249
July	255.52		255.52	1141			1141	.2239
Aug.	248.52		248.52	1080			1080	.2291
Sept.	61.87		61.87	225			225	.2750
Oct.	61.87		61.87	225			225	.2750
Nov.	66.00		66.00	240			240	.2750
Total	4232.14		4232.14	20063		4	20059	.2109

27

THE CLEVELAND=CLIFFS IRON CO.,
Pioneer Furnace No.1.

Statement of charges to rented houses and rents received during 1904

House Number	Repairs	Ins.	Taxes	Total Charges	Rent Received	Net Rent
1	11.94	2.99		14.93	72.00	57.07
2	.98	2.99		3.97	30.00	26.03
3	.98	2.99		3.97	54.00	50.03
4	1.37	2.99		4.36	36.00	31.64
5	.98	2.99		3.97	32.20	28.23
6	.98	2.99		3.97	32.80	28.83
7	1.23	2.99		4.22	24.00	19.78
8	4.81	2.99		7.80	41.60	33.80
9	.98	2.99		3.97	72.00	68.03
10	.98	2.99		3.97	36.20	32.23
11	.98	2.99		3.97	36.00	32.03
12	.98	2.99		3.97	33.00	29.03
13	2.21	2.99		5.20	72.00	66.80
14	1.23	2.99		4.22	30.00	25.78
15	.98	2.99		3.97	29.80	25.83
16	.98	2.99		3.97	30.00	26.03
17	.98	2.99		3.97	30.00	26.03
18	.98	2.99		3.97	30.00	26.03
19	1.56	2.99		4.55	72.00	67.45
20	1.18	2.99		4.17	30.00	25.83
21	3.37	2.99		6.36	58.00	51.64
22	1.23	2.99		4.22	50.00	45.73
23	.98	2.99		3.97	30.00	26.03
24	.98	2.99		3.97	33.00	29.03
25	1.38	2.99		4.37	30.00	25.63
26	.98	2.99		3.97	36.00	32.03
27	1.63	2.99		4.62	31.20	26.58
28	.98	2.99		3.97	51.00	47.03
29	.98	2.99		3.97	32.60	28.63
30	1.48	2.99		4.47	36.00	31.53
31	.98	2.99		3.97	32.65	28.68
32	.98	2.99		3.97	30.00	26.03
33	.98	2.98		3.96	30.00	26.04
34	.98	2.98		3.96	57.00	53.04
35	.98	2.98		3.96	54.00	50.04
36	.98	2.98		3.96	30.00	26.04
37	.98	2.98		3.96	42.00	38.04
38	1.88	2.98		4.86	30.00	25.14
39	.98	2.98		3.96	34.20	30.24
40	.98	2.98		3.96	28.40	24.44
41	.98	2.98		3.96	30.00	26.04
42	.98	2.98		3.96	43.80	39.84
43	.98	2.98		3.96	30.00	26.04
44	.98	2.98		3.96	32.40	28.44
45	.98	2.98		3.96	30.00	26.04
46	.98	2.98		3.96	36.00	32.04
47	.98	2.98		3.96	30.00	26.04
48	1.40	2.98		4.38	52.00	47.62
49	1.23	2.98		4.21	15.00	10.79
50	.98	2.98		3.96	24.00	20.04
Asst. Aud's	89.04	5.00	36.30	130.34	120.00	10.34
Ch. Engr's	60.86	5.00	36.30	102.16	120.00	17.84
Total	222.40	159.32	72.60	454.32	2142.85	1688.53

STATEMENT OF MILEAGE MADE BY C. C. I. CO.'S CHARCOAL CARS.

FISCAL YEAR 1904

Mileage on C. & N. W. R. R.

Car
Number

138

Miles

21.5
#1991

2012.5

This mileage paid for by C. & N. W. Ry. on account misuse of Car.

Mileage on Pere Marquette, Ann Arbor & Manistique-Marquette
& Northern Railways.

Car
Number

Miles

108

897.5

134

1396

110

512

117

763

112

437

136

362

132

539

137

642

104

760

111

572.1

6880.6

29

STATEMENT OF MILEAGE MADE BY C. G. I. CO.'S OVERHAUL CARS.

YEAR 1904

MILEAGE ON C. & N. W. R. R.

The Cleveland-Cliffs Iron Co.,
PIONEER FURNACE No. 1

STATEMENT OF MILEAGE
MADE
BY CARS - 1904.

RECORDED
JAN 14 1905

Miles

5015.2

1904
51.2

MILEAGE ON C. & N. W. R. R. ON RECORD MILEAGE

MILEAGE ON PENE WARDNEFFE, VAN ARBOR & PENNSYLVANIA-WARDNEFFE

& NORTHERN RAILWAYS.

NUMBER
CAR

108
134
110
117
113
138
331
137
104
111

Miles

804.2
1298
218
482
437
383
333
348
080
180
2380.8
248.1

THE CLEVELAND-CLIFFS IRON CO.,
Pioneer Furnace No.1.

Sales Gladstone City Property:

July 1904---W. F. Hammell. Lot 29, in Block 2, South
Shore Addition. \$200.00

The Cleveland-Cliffs Iron Co.,
PIONEER FURNACE No. 1

SALES GLADSTONE CITY PROPERTY.

THE CLEVELAND-CLIFFS IRON CO.
PIONEER FURNACE NO. 1

Sales Gladstone City Property:

John S. Spolski, Esq. for J. W. Hammett, T. W. Hammett, J. W. Hammett, J. W. Hammett

\$00.000000

RECEIVED
JAN 14 1905

THE CLEVELAND=CLIFFS IRON COMPANY

PIONEER FURNACE NO. 1.

COMPARATIVE WOOD REPORT FOR YEARS ENDING NOVEMBER 30, 1904 AND 1903

WOOD RECEIVED:	1904		1903	
	Cords	32nds	Cords	32nds
Inventory Dec. 1st, 1903, Furnace Kilns	4422		3850	
" " " 1903 " Yard	355	08	27	24
From.....Parsons	14269		11142	08
".....Mathews	10419		48968	08
".....Limestone	4162	16	4950	08
".....Jobbers	123	16	401	24
".....Whitefish			25	24
".....Munising East			148	
".....Munising West			3608	24
".....Along Munising R'y			1159	08
Total Received at Furnace	33751	08	74282	

WOOD CONSUMED:

Carbonized at Furnace Kilns	20804	08	59325	08
" " " Retorts	6020		8592	
Used at Chemical Plant No. 1	271		780	16
" " Retorts--Fuel	58		98	
" " Furnace Boilers	587	24	114	08
" by Locomotive	4		6	
" at Acetate Plant No. 1			27	
" to Thaw Ore	65		174	24
Sold to Tenants	285		387	
Used at Club House	2	16		
Used at Lime House	1			
	28098	08	69504	24
Inventory Dec. 1, 1904, Furnace Yard	1224	24	355	08
" " 1, 1904, " Kilns	4428	08	4422	
Total	33751	08	74282	

31

RECEIVED

DEC 17 1934

THE CLEVELAND-CLIFFS IRON CO.,Pioneer Furnace No. 1.List of Unpaid Vouchers.November 30, 1904.

<u>NO.</u>	<u>IN FAVOR OF</u>	<u>AMOUNT</u>
10595	American Cork Co.	\$ 12.87
10598	John H. Lewis, prop.	2.50
10599	C. D. Mason	14.10
10605	G. J. Slining	32.90
10610	John Anderson	1.60
10611	Wm. T. Belden	6.31
10612	Dr. Geo. Bjorkman	67.00
10613	Jos. Caron	6.00
10614	Eccanaba & Bladstone Trans. Co.	27.85
10615	Gregory, Mayer & Thom Co.	30.40
10616	The Hart Steamboat Line	65.66
10617	E. J. Hudson	22.40
10618	E. E. McIntosh	14.40
10619	L. S. & I. R. R. Co.	20.00
10620	Chas. E. Mason	6.50
10621	Antoin Mathey	18.45
10622	Munising R. R. Co.	11.73
10622	Marshall-Wells Hdw. Co.	7.15
10624	T. H. Noble	60.70
10625	Various Men Mathew's Camp	188.18
10626	Various Men Lading Cars	17.70
10627	I. A. Williams & Co.	27.00
10628	M. St. & S. Ste. M. Ry. Co	29.20
10629	C. D. Mason	55.41
10630	Brampton Township Taxes	4579.30
10631	Garden Township Taxes	24.04
10632	Inwood " "	1064.60
10633	Mathias " "	1660.57
10634	Masonville " "	858.98
10635	Harrison " "	41.81
10636	Limestone " "	349.42
10637	Marquett City Taxes (P. I. Co.)	30.73
10638	Gladstone City Taxes	369.86
	Total	\$ 9725.32

The Cleveland-Cliffs Iron Co.,
PIONEER FURNACE No. 1

List of Unpaid Vouchers
November 30th, 1904.

NO. OF VOUCHER	NAME	AMOUNT
18801	W. B.
18802
18803
18804
18805
18806
18807
18808
18809
18810
18811
18812
18813
18814
18815
18816
18817
18818
18819
18820
18821
18822
18823
18824
18825
18826
18827
18828
18829
18830
18831
18832
18833
18834
18835
18836
18837
18838
18839
18840
18841
18842
18843
18844
18845
18846
18847
18848
18849
18850
18851
18852
18853
18854
18855
18856
18857
18858
18859
18860
18861
18862
18863
18864
18865
18866
18867
18868
18869
18870
18871
18872
18873
18874
18875
18876
18877
18878
18879
18880
18881
18882
18883
18884
18885
18886
18887
18888
18889
18890
18891
18892
18893
18894
18895
18896
18897
18898
18899
18900

NO. OF VOUCHER
NAME
AMOUNT

THE CLEVELAND CLIFFS IRON COMPANY

PIONEER FURNACE NO.1.

STOCK ACCOUNTS

November 30, 1904.

	Quantity	Amount	Rate
SUPPLIES:			
Furnace.....		8360.00	
Chemical.....		484.47	
Laboratory.....		78.07	
Retort.....		9695.07	
Mathews Barn.....		942.85	
Parsons Barn.....		1211.08	
Stock of Second-hand Barrels.....		215.50	
EQUIPMENT:			
Furnace.....		2215.03	
Portable Ry.....		17966.85	
Mathews Barn.....		5294.02	
ORE:			
	Tons	Lbs.	
Lake.....	1675	1535	3922.89
Lake Bess.Silica.....	206	770	294.60
Salisbury.....	2086	1709	4893.64
Cliffs Shaft.....	404	184	1205.54
	4372	1958	
WOOD:			
	Cords	32nds	
Furnace.....	1224	24	3402.51
In Kilns.....	4428	08	10719.87
Parsons.....	38691	08	38225.53
Mathews.....	32101	08	39459.27
Limestone.....	6512	28	7215.84
Along Whitefish.....	42	12	57.20
	83000	24	
Charcoal.....	2615	Bushels	288.73
Limestone.....	589	Tons 1840#	528.58
			.896
Total			156677.14
Nov. Trial Balance 1904	Item No.44		20987.04
" " " " " "	46		25475.90
" " " " " "	48		10316.67
" " " " " "	50		99080.22
" " " " " "	52		528.58
" " " " " "	54		288.73
Total			156677.14

THE CLEVELAND-CLIFFS IRON CO.

List of Vacant Property in the City of Gladstone, Mich.

November 30th, 1904.

.....

<u>Description</u>	<u>Sec.</u>	<u>Town.</u>	<u>Range</u>	<u>Acres</u>	<u>Lot</u>	<u>Block</u>
Central Ave. Addition, 2nd Ward					10	4
" "					8	7
" "					9	7
" "					10	7
" "					11	7
" "		3rd Ward			6	5
" "					10	5
" "					11	5
" "					3	6
" "					4	6
" "					7	6
" "					10	6
First Addition		3rd Ward			11	75
" "					12	75
" "					24	76
" "					26	76
" "					16	79
" "					24	79
" "					4	80
" "					5	80
" "					13	80
" "					14	80
" "		4th Ward			4	88
" "					5	88
" "					3	97
" "					4	97
" "					5	97
South Shore Addition		3rd Ward			17	2
" "					18	2
" "					19	2
" "					20	2
" "					21	2
" "					22	2
" "					30	2
" "					31	2
" "					32	2
" "					6	2
" "					7	2
That part of Lot 2 - 3rd Ward not included in plotted part						

34

THE CLEVELAND=CLIFFS IRON COMPANY

PIONEER FURNACE NO.1

Land Purchases and Options for the year 1904.

PARSONS TRACT LANDS:

Purchases:

Jos. Gouin	E $\frac{1}{2}$ of SW $\frac{1}{4}$ Sec. 7-41-17 80 Acres @ \$5.00 (Charging up Bal. of purchase price Option paid in 1903)	390.00
Jos. Gouin	NE $\frac{1}{4}$ of NW $\frac{1}{4}$ Sec. 18-41-17 40 Acres @ \$5.00 (Charging up Bal. of purchase price Option paid in 1903)	195.00
Herman Winkel	NW $\frac{1}{4}$ of Sec. 33-42-17 160 Acres @ \$5.00 (Charging up Bal. of purchase price Option paid in 1903)	730.00
Gilbert Olson	S $\frac{1}{2}$ of NE $\frac{1}{4}$ 18-41-17 80 Acres @ \$5.00 (Charging up Bal. of purchase price Option paid in 1903)	390.00
Phillip Gouin	E $\frac{1}{2}$ of SE $\frac{1}{4}$ Sec.12-41-18 80 Acres @ 5.00 (Charging up Bal. of purchase price Option paid in 1903)	390.00
P.Archambault	N $\frac{1}{2}$ of NW $\frac{1}{4}$ Sec. 8-41-17 80 Acres @ \$5.00 (Charging up Bal. of purchase price Option paid in 1904)	399.00
Sever Lamoreux	N $\frac{1}{2}$ of SE $\frac{1}{4}$ Sec. 7-41-18 80 Acres @ \$5.00 (Charging up Bal. of purchase price Option paid in 1904)	390.00

Options:

P.Archambault	80 Acres @ \$5.00 N $\frac{1}{2}$ of NW $\frac{1}{4}$ Sec. 8-41-17 (To June 1, 1904)	1.00
Jos. Dupin	80 Acres @ \$5.00 S $\frac{1}{2}$ of NW $\frac{1}{4}$ Sec. 8-41-17 (To June 1, 1904)	10.00

25

Land Purchases and Options for the year 1904, -Continued.

PARSON'S TRACT LANDS:

Options:

Wm. Tibault	80 Acres @ \$5.00 S $\frac{1}{2}$ of SW $\frac{1}{4}$ Sec. 4-41-17 (June 1, 1905)	10.00
Fred J. Comell	80 Acres @ \$5.00 S $\frac{1}{2}$ of SE $\frac{1}{4}$ Sec. 28-42-17 (June 1, 1905)	10.00
Marve Congdon	80 Acres @ \$5.00 S $\frac{1}{2}$ of SW $\frac{1}{4}$ Sec. 33-42-17 (June 1, 1905)	10.00
Christ Peterson	80 Acres @ \$5.00 N $\frac{1}{2}$ of SW $\frac{1}{4}$ Sec. 33-42-17 (June 1, 1905)	10.00
Gordon Wolff	80 Acres @ \$5.00 N $\frac{1}{2}$ of NE $\frac{1}{4}$ Sec. 13-41-18 (June 1, 1905)	10.00
Ole Hermanson	80 Acres @ \$5.00 N $\frac{1}{2}$ of SE $\frac{1}{4}$ Sec. 33-42-17 (June 1, 1905)	10.00

MATHEW'S TRACT LANDS:

Option:

Gust Makey	80 Acres @ \$5.00 NW $\frac{1}{4}$ of NE $\frac{1}{4}$ Sec. 6-43-21 NE $\frac{1}{4}$ of NW $\frac{1}{4}$ " " " " (Nov. 1, 1904)	10.00
Victor Kosky	40 Acres @ \$5.00 SW $\frac{1}{4}$ of SE $\frac{1}{4}$ Sec. 31-44-21 (June 1, 1905)	10.00
Gust Hulta	40 Acres @ \$5.00 NW $\frac{1}{4}$ of SE $\frac{1}{4}$ Sec. 31-44-21 (June 1, 1905)	10.00
Sam Swat	80 Acres @ \$5.00 S $\frac{1}{2}$ of NW $\frac{1}{4}$ Sec. 32-44-21 (June 1, 1905)	10.00
Grant Spade	40 Acres @ \$5.00 NE $\frac{1}{4}$ of SE $\frac{1}{4}$ Sec. 6-43-21 June 1, 1905	10.00
Oluff Sorenson	80 Acres @ \$5.00 N $\frac{1}{2}$ of SE $\frac{1}{4}$ Sec. 5-43-21 (June 1, 1904)	20.00

Land Purchases and Options for the Year 1904,- Continued.

Options:

Mike Fox	80 Acres @ \$5.00 N $\frac{1}{2}$ of SW $\frac{1}{4}$ Sec.5-41-17 (To June 1, 1904)	10.00
Mrs.Louis Fox	S $\frac{1}{2}$ of NW $\frac{1}{4}$ Sec.5-41-17 (To June 1, 1904) 80 Acres @ \$5.00	10.00
Omedie Archambault	80 Acres @ \$5.00 S $\frac{1}{2}$ of SE $\frac{1}{4}$ Sec. 7-41-17 (To June 1, 1905)	10.00
C. H. Walcott	80 Acres @ \$3.50 S $\frac{1}{2}$ of SE $\frac{1}{4}$ Sec.13-41-18 (June 1, 1905)	10.00
Sever Lamoreux	80 Acres @ \$5.00 N $\frac{1}{2}$ of SE $\frac{1}{4}$ Sec. 7-41-17 (June 1, 1905)	10.00
Paul Huebscher	80 Acres @ \$5.00 N $\frac{1}{2}$ of SE $\frac{1}{4}$ Sec. 18-41-17 (Jan.1, 1905)	10.00
Wesley Struble	80 Acres @ \$5.00 N $\frac{1}{2}$ of SW $\frac{1}{4}$ Sec.8-41-17 (Dec.1, 1904)	10.00
Mrs. Ida Cook	80 Acres @ \$5.00 N $\frac{1}{2}$ of NW $\frac{1}{4}$ Sec. 13-14-18 (June 1, 1905)	10.00
John Smith	80 Acres @ \$5.00 S $\frac{1}{2}$ of SE $\frac{1}{4}$ Sec.4-41-17 (June 1, 1905)	10.00
Peter Kenken	80 Acres @ \$5.00 N $\frac{1}{2}$ of SE $\frac{1}{4}$ Sec.4-41-17 (June 1, 1905)	10.00
Henry Janson	80 Acres @ \$5.00 S $\frac{1}{2}$ of NE $\frac{1}{4}$ Sec. 4-41-17 (June 1, 1905)	10.00
Onisieme Desjorden	80 Acres @ \$5.00 S $\frac{1}{2}$ of NE $\frac{1}{4}$ Sec.5-41-17 (June 1, 1905)	10.00
Onisieme Demors	80 Acres @ \$5.00 S $\frac{1}{2}$ of NW $\frac{1}{4}$ Sec. 8-41-17 (June 1, 1905)	10.00

The Cleveland-Cliffs Iron Co.,
PIONEER FURNACE No. 1

Send Proposals and Options for the year 1904 - continued.

Options:

MINE BOX

80 Acres @ \$2.00 10.00
 VI--VI--VI, 1901 (1901, 1901)
 80 Acres @ \$2.00

MINE BOX

80 Acres @ \$2.00 10.00
 VI--VI--VI, 1901 (1901, 1901)
 80 Acres @ \$2.00

STATEMENT OF LAND PURCHASES
AND
OPTIONS FOR YEAR 1904

80 Acres @ \$2.00 10.00
 VI--VI--VI, 1901 (1901, 1901)
 80 Acres @ \$2.00

MINE BOX

80 Acres @ \$2.00 10.00
 VI--VI--VI, 1901 (1901, 1901)
 80 Acres @ \$2.00

MINE BOX

80 Acres @ \$2.00 10.00
 VI--VI--VI, 1901 (1901, 1901)
 80 Acres @ \$2.00

MINE BOX

80 Acres @ \$2.00 10.00
 VI--VI--VI, 1901 (1901, 1901)
 80 Acres @ \$2.00

MINE BOX

80 Acres @ \$2.00 10.00
 VI--VI--VI, 1901 (1901, 1901)
 80 Acres @ \$2.00

MINE BOX

80 Acres @ \$2.00 10.00
 VI--VI--VI, 1901 (1901, 1901)
 80 Acres @ \$2.00

MINE BOX

80 Acres @ \$2.00 10.00
 VI--VI--VI, 1901 (1901, 1901)
 80 Acres @ \$2.00

MINE BOX

80 Acres @ \$2.00 10.00
 VI--VI--VI, 1901 (1901, 1901)
 80 Acres @ \$2.00

FURNACE GENERAL EXPENSE:

13,089.17

Fire Insurance - - - - -	73.45
Taxes - - - - -	3,150.88
Analysis & Testing - - - - -	496.82
Office - - - - -	9,363.27
Stationery & Printing - - - - -	4.75

FURNACE MAINTENANCE:

12,073.88

Locomotive - - - - -	2,886.79
Piping - - - - -	157.14
Fence - - - - -	122.49
Tracks & Yard - - - - -	131.36
Trestles & Dock - - - - -	805.18
Buildings - - - - -	2,600.97
Dwellings Not Rented - - - - -	213.72
Boilers - - - - -	604.13
Pumps - - - - -	105.45
Blowing Engine - - - - -	74.04
Blow Engine Condenser - - - - -	48.10
Hoist - - - - -	274.27
Blow Pipes - - - - -	13.50
Machinery - - - - -	167.68
Coolers - - - - -	36.90
Tuyeres - - - - -	1.83
Relinings & Renewals - - - - -	1,420.50
Water Supply - - - - -	53.07
Coal Buggies - - - - -	344.68
Ore Buggies - - - - -	248.69
Pig Iron Trucks - - - - -	26.05
Stoves - - - - -	629.51
Crusher - - - - -	215.70
Filtering - - - - -	53.05
Cleaning Up - - - - -	460.83
Cleaning Wood Yard - - - - -	151.63
Stack - - - - -	231.62

FURNACE OPERATING:

227,063.67

Machinery - - - - -	2,422.22
Cleaning Boilers - - - - -	111.50
Hoist - - - - -	10.97
Boilers - - - - -	24.98
Blowing Engine - - - - -	59.81
Electric Light - - - - -	144.87
Bottom Fillers - - - - -	3,072.53
Top Fillers - - - - -	1,023.35
Handling Iron - - - - -	1,950.42
Handling Cinder - - - - -	1,156.18
Weigher & Grader - - - - -	625.30
Founders, Keepers & Helpers - - - - -	4,747.16
Coal Forkers - - - - -	4,098.78
Casting Tools - - - - -	222.19
Sand & Clay - - - - -	533.15
Filtering - - - - -	140.81
Wood - - - - -	589.11
Cleaning Stoves - - - - -	1,724.77
Ore - - - - -	85,069.78
Charcoal - - - - -	102,339.15
Limestone - - - - -	987.48
Dep. of New Construction - - - - -	7,083.21
Loading Cars - - - - -	524.40
Switching - - - - -	256.38
Loading Vessels - - - - -	1,096.15
Fuel - - - - -	3,808.14
Dep. of Equipment - - - - -	3,105.51
Dep. of Improvement - - - - -	130.37

CHEMICAL GENERAL EXPENSE NO. 1

7,701.33

Office - - - - -	1,827.71
Accident - - - - -	377.06
Fire Insurance - - - - -	4,185.00
Analysis - - - - -	496.79
Taxes - - - - -	787.77
Watchmen - - - - -	27.00

CHEMICAL MAINTENANCE NO. 1

10,822.09

Tanks & Stills - - - - -	4,060.65
Gas Main - - - - -	239.91
Smoke Condensers - - - - -	983.51
Condensers - - - - -	39.94
Machinery - - - - -	20.12
Boilers - - - - -	1,905.56
Pumps - - - - -	112.88
Fans & Pulleys - - - - -	782.78
Smoke Mains - - - - -	2,357.28
Buildings - - - - -	278.09
Water Supply - - - - -	24.29
Cleaning Up - - - - -	17.08

CHEMICAL OPERATING NO. 1

36,714.62

Superintendent - - - - -	733.00
Stillmen - - - - -	2,640.20
Engineers - - - - -	644.15
Firemen - - - - -	839.03
Machinery - - - - -	99.52
Cleaning Boilers - - - - -	137.08
Boilers - - - - -	11.66
Fuel - - - - -	12,153.11
Electric Light - - - - -	181.53
Lime - - - - -	1,420.86
Chemicals - - - - -	159.30
Hose - - - - -	3.38
Dep. of New Construction - - - - -	3,788.63
Barrels - - - - -	2,408.21
Loading - - - - -	42.41
Switching - - - - -	13.79
Dep. of Improvement - - - - -	11,438.76

36

ACETATE GENERAL EXPENSE NO. 1

797.05

Office -	-	-	-	-	-	711.75
Analysis -	-	-	-	-	-	82.85
Fire Insurance	-	-	-	-	-	2.45

ACETATE MAINTENANCE NO. 1

832.61

Cleaning Up	-	-	-	-	-	6.30
Boilers	-	-	-	-	-	639.03
Buildings	-	-	-	-	-	9.14
Motors	-	-	-	-	-	18.44
Tanks	-	-	-	-	-	28.90
Piping	-	-	-	-	-	12.37
Conveyors	-	-	-	-	-	31.85
Dryer	-	-	-	-	-	83.90
Generator	-	-	-	-	-	2.68

ACETATE OPERATING NO. 1

6,772.37

Raking	-	-	-	-	-	270.34
Skimming	-	-	-	-	-	448.18
Firing	-	-	-	-	-	279.51
Fuel	-	-	-	-	-	3,851.92
Electric Light	-	-	-	-	-	23.51
Dep. of Improvement	-	-	-	-	-	1,500.00
Sacks	-	-	-	-	-	309.50
Loading	-	-	-	-	-	33.86
Switching	-	-	-	-	-	8.74
Boilers	-	-	-	-	-	40.41
Pumps	-	-	-	-	-	6.40

26

CHEMICAL GENERAL EXPENSE NO. 2

5,386.97

Office - - - - -	1,819.41
Fire Insurance - - - - -	3,250.00
Analysis - - - - -	496.79
Taxes - - - - -	787.77
Watchman - - - - -	33.00

CHEMICAL MAINTENANCE NO. 2

884.29

Condensers - - - - -	17.64
Machinery - - - - -	1.46
Boilers - - - - -	153.09
Pumps - - - - -	273.49
Gas Mains - - - - -	4.88
Buildings - - - - -	41.30
Water Supply - - - - -	48
Ditch - - - - -	46.87
Cleaning Up - - - - -	14.85
Tanks & Stills - - - - -	330.23

CHEMICAL OPERATING NO. 2

19,363.16

Superintendent - - - - -	733.00
Stillmen - - - - -	1,371.22
Engineers - - - - -	396.74
Firemen - - - - -	375.21
Machinery - - - - -	100.48
Cleaning Boilers - - - - -	132.11
Boilers - - - - -	28.38
Fuel - - - - -	7,664.95
Electric Light - - - - -	109.05
Lime - - - - -	1,333.76
Chemicals - - - - -	114.80
Hose - - - - -	2.28
Dep. of New Construction - - - - -	5,724.83
Barrels - - - - -	1,246.89
Loading - - - - -	22.65
Switching - - - - -	6.81

26

ACETATE GENERAL EXPENSE NO. 2

794.49

Office -	-	-	-	-	-	-	711.72
Analysis -	-	-	-	-	-	-	82.77

ACETATE MAINTENANCE NO. 2

80.11

Tanks -	-	-	-	-	-	-	2.64
Boilers -	-	-	-	-	-	-	74.54
Buildings -	-	-	-	-	-	-	2.93

ACETATE OPERATING NO. 2

6,255.36

Raking -	-	-	-	-	-	-	305.46
Skimming -	-	-	-	-	-	-	487.77
Engineers -	-	-	-	-	-	-	198.36
Firemen -	-	-	-	-	-	-	187.55
Cleaning Boilers	-	-	-	-	-	-	65.87
Boilers -	-	-	-	-	-	-	14.19
Fuel -	-	-	-	-	-	-	3,803.04
Electric Light	-	-	-	-	-	-	22.82
Dep. of New Construction	-	-	-	-	-	-	741.00
Sacks -	-	-	-	-	-	-	379.50
Loading -	-	-	-	-	-	-	39.40
Switching -	-	-	-	-	-	-	10.40

3/6

CLARENCE

BOND

CLARENCE

3/8

NOVEMBER 30, 1904

TRIP BY RAIL

SIDE TRIP

TRIP BY RAIL

NOVEMBER 30, 1904

The Cleveland-Cliffs Iron Co.,
PIONEER FURNACE No. 1

SIDE LEDGER

TRIAL BALANCE

NOVEMBER 30TH., 1904.

RECEIVED

MAR 28 1905

THE CLEVELAND-CLIFFS IRON COMPANY

Pioneer Furnace No 1

STATEMENT OF NEW CONSTRUCTION & IMPROVEMENT WHICH HAS BEEN CHARGED OFF

NOVEMBER

1904

Auth No	Description	Amount Authorized	Total Cost To Date
<u>FURNACE GROUP</u>			
4	Switch Engine	2995 30	3043 75
11	Extension of Office	517 00	517 00
13	Addition to Locomotive House		258 59
14	Cinder Derrick		183 46
15	Furnace Condenser Pipe Line		377 39
16	Ore Crusher	4457 36	4058 55
17	Boat House		96 45
18	Railroad Track Scales	1142 73	1142 73
19	Stirling Boiler	3831 62	3831 62
20	Jacket & Water Trough	1519 35	1519 35
25	Coal Shed		29 17
26	Air Brakes & Couplers (Charcoal Cars)	4221 80	4807 20
27	Water Purifier	750 00	765 00
29	Machine Shop Building	2200 00	2364 29
30	New Laboratory Building	1486 02	1606 71
31	Extension Ore Trestles	1295 28	1275 28
34	Air Pump & Condenser		520 02
36	Locomotive House Brick Veneering		252 10
37	Locomotive Water Tank		80 66
38	Founders Cottage Well		331 78
42	Supply House		1387 55
50	New Fence around Tenement Houses	1103 52	1432 81
51	Painting Company Houses		806 79
65	New Barn	260 74	260 74
67	New Cast House Walls	3222 53	3306 56
	Road to Furnace		800 00
<u>CHEMICAL PLANT No 1 GROUP</u>			
A	Chemical Boiler	1079 94	1147 98
B	Condensers	1362 35	1104 67
C	Steel Stills	1102 75	1282 62
D	Storage Tanks	50 00	43 30
J	Extension of R R Track to Chemical Plant	441 30	585 65
3	Steam Pipe to Chemecal Boilers	522 17	432 12
5	Smoke Main	203 50	197 04
6	Chemical Fan	412 50	398 71
7	Condenser (Squeeze)	770 24	769 48
8	Compound Engine	2557 50	2453 30
10 $\frac{1}{2}$	One New Column		1059 92
12	Addition to Chemical and Acetate Plants	10024 60	9408 49
21	Artesian Well		2085 04
22	Tar Tanks		153 59
33	Column No 5 and Still	1673 64	1673 64
35	Bath House	272 82	272 82
46	Covering Tanks & Stills		760 00
47	Refining Still		1523 27
<u>CHEMICAL PLANT No 2 GROUP</u>			
48	Covering Tanks & Stills		475 00
49	Feed Water Heater	679 21	638 03

THE CLEVELAND-CLIFFS IRON COMPANY

Pioneer Furnace No 1

STATEMENT OF NEW CONSTRUCTION & IMPROVEMENT WHICH HAS BEEN CHARGED OFF

NOVEMBER

1904

Auth No	Description	Amount Authorized	Total Cost To Date
	<u>ACETATE PLANT No 1 GROUP</u>		
E	Ovens		230 83
F	Tanks		86 62
G	Piping Tanks		143 31
H	Storage House		6 48
I	Addition to Acetate Building		2 32
23	Acetate Storage House		216 20
24	Acetate Fire Wall		144 90
41	Acetate Plant No 1 Storehouse		1457 59
Cons	Acetate Plant No 1		1255 04
	<u>RETORT GROUP</u>		
44	Auxiliary Coolers	2175 00	2354 22
45	Change in Fireplace settings at Retorts		3534 05
	<u>RAILROAD GROUP</u>		
Cons	Parsons Railway		16590 94
L	Section 27 Railroad		88 88
10	1899 Extension Parsons Railway	4841 21	4128 52
	Mathews Portable Railway Construction		3832 17
	Mathews Tract Spur		290 80
	<u>CAMPS GROUP</u>		
28	Experimental Wood Wagon	500 00	120 07
32	Parsons Well	311 15	301 94
52	Wood Camps Teaming Outfit	8368 35	8368 35
70	Mathews Round House	770 00	667 07
57	Purchase of Horses & Equipment	23353 00	19448 21
	Parsons Boarding House		299 55
	Parsons 1901 Barn		141 98
	Parsons 1902 Barn		650 37
	Mathews 1900 Barn		314 98
	Mathews 1902 Barn		1622 82
	Mathews 1899-1900 Camp		1224 61
	Mathews Camp No 2		865 09
	Munising East Barn		809 95
	Munising West Barn		929 18
	Munising East Camp		1787 51
	Munising West Camp		2086 26

37

THE CLEVELAND-CLIFFS IRON CO.

Cost of Production for the Month of Years 1904 and 1903.

ASHLAND Mine.	Month of <u>12 months</u> , 1904 <u>2,662,232</u> Tons.						12 months of		1903.		2,950,127	
	LABOR		SUPPLIES		TOTAL		Labor		Supplies		Total	
	Amount	Cost Per Ton	Amount	Cost Per Ton	Amount	Cost Per Ton	Amount	Cost Per Ton	Amount	Cost Per Ton	Amount	Cost Per Ton
GENERAL EXPENSE,												
Insurance,			684.56	0.03	684.56	0.03			553.17	0.01	553.17	0.01
Engineering,	1431.90	0.05	164.06	0.01	1595.96	0.06	1490.21	0.04	423.43	0.01	1973.64	0.05
Analysis,	1389.68	0.05	306.61	0.01	1696.29	0.06	2548.88	0.07	645.21	0.02	3194.09	0.09
Relief Fund,			500.00	0.02	500.00	0.02			610.00	0.02	610.00	0.02
Mine Office,	888.45	0.34	1659.39	0.06	10543.97	0.40	8644.74	0.23	2287.66	0.08	10928.70	0.29
Total,	11706.16	0.44	3314.62	0.13	15020.78	0.57	12679.83	0.34	4629.77	0.12	17209.60	0.46
MAINTENANCE—Repairs of												
Tracks and Yards,	309.81	0.01	103.62	0.00	413.43	0.01	1498.60	0.04	844.94	0.02	2343.54	0.06
Docks, Trestles and Pockets,	607.41	0.02	682.29	0.03	1289.70	0.05	1735.67	0.05	1499.64	0.04	3235.31	0.09
Buildings,	1549.00	0.06	1859.38	0.07	3408.38	0.13	5794.22	0.01	6102.60	0.02	11896.82	0.03
Shop Machinery,	524.00	0.00	180.80	0.00	233.80	0.00	962.80	0.00	344.93	0.01	441.21	0.01
Boilers,	546.78	0.02	2056.79	0.08	2603.57	0.10	576.93	0.02	1385.87	0.03	1912.80	0.05
Hoisting Machinery,	530.28	0.02	1297.88	0.05	1828.16	0.07	870.15	0.03	1571.37	0.04	2387.52	0.06
Compressors and Air Pipes,	149.22	0.01	305.97	0.01	455.19	0.02	433.93	0.01	1295.60	0.04	562.49	0.02
Cornish and Steam Pumps,	334.63	0.01	362.30	0.00	696.93	0.03	724.28	0.02	343.66	0.01	1067.93	0.03
Top Tram Engines and Cars,	884.71	0.03	1756.03	0.07	2640.74	0.10	1504.00	0.04	1609.66	0.04	3113.66	0.08
Skips and Skip Tracks,	355.44	0.02	260.89	0.00	616.33	0.02	1150.10	0.03	667.91	0.02	1818.01	0.05
Underground Tracks and Cars,	2511.22	0.10	1991.24	0.07	4502.46	0.17	3761.64	0.11	4894.32	0.13	8659.96	0.24
Closing Mine,	118.39	0.00	120.32	0.01	238.71	0.01						
Total,	7949.29	0.30	10977.61	0.41	18926.80	0.71	13128.00	0.35	13800.00	0.37	26982.00	0.77
MINING EXPENSE,												
Air Pipes,	441.19	0.02	127.99	0.00	569.18	0.02	718.89	0.02	348.32	0.01	1087.21	0.03
Compressors,	885.74	0.03	3516.12	0.13	4401.86	0.16	1533.68	0.04	6628.92	0.18	8182.60	0.23
Hoisting,	2944.22	0.11	4592.24	0.17	7536.36	0.28	5816.80	0.18	8669.97	0.24	14481.77	0.39
Pumping,	3247.25	0.12	17164.65	0.65	20411.90	0.77	4863.43	0.13	29443.57	0.78	34408.80	0.91
Sinking,	1567.10	0.06	722.48	0.02	2289.58	0.08	7142.37	0.19	4143.84	0.11	11293.21	0.30
Drifting,	1327.79	0.50	4222.86	0.16	17494.65	0.66	1892.94	0.50	5519.84	0.15	24502.77	0.65
Breaking Ore,	73259.91	2.75	13466.20	0.51	86726.11	3.26	144003.97	3.84	20142.21	0.54	162151.18	4.31
Tramming,	20821.54	0.78	1204.93	0.05	24026.45	0.93	47522.80	1.27	2166.33	0.06	49689.13	1.32
Filling,												
Timbering,	16786.07	0.63	11340.89	0.43	28126.96	1.06	3226.85	0.87	15207.16	0.41	47875.01	1.28
Mining Captain and Bosses,	7025.72	0.26			7025.72	0.26	11465.52	0.31			11465.52	0.31
Dry House,	487.16	0.02	355.66	0.01	842.82	0.03	949.37	0.03	612.28	0.01	1561.65	0.04
Top Landing and Tramming,	1626.36	0.06	531.70	0.02	2158.06	0.08	5442.57	0.13	776.50	0.02	6219.09	0.17
Stocking Ore,	1340.31	0.05	306.87	0.03	2147.18	0.08	1611.83	0.04	766.57	0.02	2378.40	0.06
Sorting Ore,	4022.31	0.04	1429.00	0.05	10366.60	0.04	1954.96	0.05	1089.00	0.00	1965.85	0.05
Shipping,	161.70	0.01	17.44	0.00	179.14	0.01						
Total,	144888.25	5.44	58084.21	2.18	207972.46	7.62	284681.05	7.54	94421.14	2.52	379167.19	10.06
Cost of Production, Per Cent.	164543.70	6.18	72376.34	2.77	276369.04	8.90	310493.88	8.28	112815.91	3.01	423309.79	1.29
EXPLORATORY,												
Exploring in Mines,	87.70		31.70		100.00		149.28	0.00	850.00	0.00	157.78	0.00
Total,							149.28	0.00	850.00	0.00	157.78	0.00
DEPRECIATION, Etc.												
Inventory,					2772.13	0.10					3034.92	0.08
Improvement, Heating System,	394.01	0.01	1451.98	0.06	1845.99	0.07	403.33	0.00	2572.00	0.00	66.05	0.00
New Construction, New Shaft #4							2318.46	0.06	12039.79	0.32	12357.25	0.38
New Coal Dock											961.00	0.03
Unclaimed Wages @					2421.00	0.00					44.00	0.00
Total,	394.01	0.01	1451.98	0.06	4593.91	0.17	2358.79	0.06	12039.79	0.32	18274.82	0.49
Taxes,					19041.62	0.72					19856.76	0.53
Central Office,	5538.79	0.21	2386.94	0.09	7925.23	0.30	8781.57	0.26	4120.94	0.11	12902.51	0.35
Total Cost on Stock Pile,	170476.00	6.40	76215.26	2.87	268480.80	10.09	321783.52	8.58	179010.36	3.44	474600.66	12.66
LOADING AND SHIPPING,												
Steam Shovel,	3066.99	0.15	1346.19	0.07	4413.18	0.17	852.08		580.32		14324.40	0.38
By Hand,							670				670	0.11
At Pocket,	667.63	0.05	336.00	0.00	670.99	0.06	3005.43		101.48		3106.91	0.08
Sorters (L. E. Dock),			15.91		15.91				16.06		16.06	0.00
Shipping Expense,									697.86	0.02	4562.07	0.12
Total,	3734.62	0.14	1365.46	0.05	5100.08	0.19	3864.21	0.10	697.86	0.02	4562.07	0.12
Total Cost on Cars,	174716.62	6.54	77580.72	2.92	273580.88	10.28	325647.73	8.18	129978.22	3.46	479162.73	12.78
Royalty,					850						850	
Comm'n and Expense, Cleveland Office,					150						150	
Total Cost,					2028						2278	

Accts. not sunk off	1904		1903		SINKING		DRIFTING		COMPARATIVE COST						
	Amount	Per Ton	Amount	Per Ton	Feet	Cost	Per Ft.	Feet	Cost	Per Ft.	Year	Mos.	Tons	Cost	
New Construction Improvement,					Current Mo.						1901	7	162,638	1.545	
					12 Mo.	84	1860.11	22.02	5900	1749.65	24.9	1902	12	309,701	1.569
Total,					12 Mo.	46	10509.27	22.80	5529	24,524.77	4.43				

REMARKS:

ANALYSIS OF LABOR,

Labor as per Cost Sheet,

Other Charges,

Total,

As per Labor Statement,

General Pay Roll,

Total,

OF LABOR,

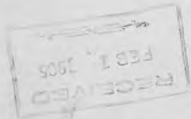
Sheet,

ment,

Mine working over 10 Hr. shift during year (from Oct 1st 1903) to Apr 1st 1904. Spent during April & May 1904. Owing to loss of time for starting over, partly due to delay in shipping on account of Marine strike.

Summary of Supplies Used During 190

THE CLEVELAND-CLIFFS IRON CO.	COST OF SUPPLIES			COST PER TON	
	Mine.	Month	Year	For	For
	Product.			Mo.	Year
General Supplies,					
Iron and Steel,					
Oil, Grease and Candles,					
Machinery Supplies,					
Building Material,					
Explosives,					
Mine Timber,					
Fuel,					
Barn,					
Sundries,					
Total Supplies,					
Miscellaneous,			41		
Total,					
SUMMARY					
As per Cost Sheet,					
Improvement,					
New Construction,					
Other Charges,					
Total,					



1-30-05

H. Niedecken Co., Mfg. Stationers, Milwaukee, Wis.

Given 1904 by 1903

Cost Sheet for the Month of

MINE

Abraham

The Cleveland-Cliffs Iron Co.

THE CLEVELAND-CLIFFS IRON CO.

Cost of Production for the Month of Years 1904 and 1903.

NEGAUNEE

	Month of <u>12 months of 1904</u> .. <u>142,764</u> Tons.						3 months of <u>1903</u>		17292 Tons			
	LABOR		SUPPLIES		TOTAL		Amount	Cost Per Ton	Amount	Cost Per Ton		
	Amount	Cost Per Ton	Amount	Cost Per Ton	Amount	Cost Per Ton						
GENERAL EXPENSE,												
Insurance,			546.34	0.04	546.34	0.04		106.73	0.06	106.73	0.06	
Engineering,	1405.23	0.10	25.53	0.00	1430.76	0.10	417.17	0.24	225.62	0.13	642.79	0.37
Analysis,	675.70	0.04	278.61	0.20	3411.88	0.24	66.57	0.04	193.79	0.11	260.30	0.15
Relief Fund,												
Mine Office,	1449.31	0.10	208.40	0.15	3533.36	0.25	401.12	0.23	241.55	0.14	642.67	0.37
Total,	3480.24	0.24	544.21	0.29	8922.34	0.63	884.80	0.51	767.69	0.44	1652.49	0.95
MAINTENANCE—Repairs of												
Tracks and Yards,	1245.31	0.09	109.83	0.01	1355.14	0.10	239.43	0.14	106.1	0.01	250.04	0.15
Docks, Trestles and Pockets,	323.08	0.02	544.44	0.04	867.52	0.06	386.19	0.22	163.6	0.01	402.55	0.23
Buildings,	686.76	0.05	1342.84	0.09	2029.60	0.14	429.3	0.02	156.65	0.10	199.58	0.12
Shop Machinery,												
Boilers,	534.89	0.04	1763.40	0.12	2298.27	0.16	194.26	0.11	400.91	0.23	595.17	0.34
Hoisting Machinery,	248.86	0.02	121.41	0.08	1463.05	0.10	37.82	0.02	720.16	0.42	757.48	0.44
Compressors and Air Pipes,	771.29	0.05	1412.28	0.10	2183.57	0.15	54.77	0.04	897.57	0.51	952.04	0.55
Cornish and Steam Pumps,	1083.80	0.08	1925.99	0.13	3009.79	0.21	1451.90	0.84	723.37	0.42	2175.27	1.26
Top Tram Engines and Cars,	59.04	0.00	603.74	0.05	662.78	0.05	4.31	0.00	109.00	0.00	54.00	0.00
Skips and Skip Roads,	834.06	0.06	1568.65	0.11	2402.71	0.17	86.01	0.05	119.95	0.07	205.96	0.12
Underground Tracks and Cars,	2859.22	0.20	4403.24	0.31	7262.46	0.51	594.79	0.35	461.23	0.26	1056.02	0.61
Total,	8646.29	0.61	14888.60	1.04	23534.89	1.65	3091.61	1.79	3507.90	2.03	6599.51	3.82
MINING EXPENSE,												
Air Pipes,	690.80	0.05	402.04	0.03	1092.84	0.08	200.35	0.12	177.34	0.10	377.69	0.22
Compressors,	1930.96	0.14	4068.16	0.28	5999.12	0.42	524.76	0.30	999.76	0.58	1524.52	0.88
Hoisting,	2711.07	0.19	4492.60	0.32	7203.67	0.51	629.95	0.36	1017.09	0.59	1647.04	0.95
Pumping,	8451.25	0.59	19594.91	1.33	28046.16	1.97	2346.55	1.36	5817.64	3.36	8164.24	4.72
Sinking,	7114.06	0.50	3962.67	0.28	11076.73	0.78	2241.58	1.20	5247.03	3.04	7488.61	4.33
Drifting,	16523.37	1.16	5443.74	0.38	21967.11	1.54	8216.54	1.86	877.59	0.51	4094.14	2.37
Breaking Ore,	6182.37	0.43	9464.92	0.66	71267.29	5.01	7785.25	4.50	1505.43	0.87	9290.68	5.37
Tramming,	24771.03	1.74	1905.15	0.13	26677.08	1.87	4309.08	2.40	2304.3	0.14	4839.51	2.63
Filling,	6339.63	0.45	2932.54	0.21	9316.17	0.66	248.07	0.15	130.73	0.07	373.80	0.22
Timbering,	10720.65	0.75	9820.22	0.69	20540.87	1.44	2021.56	1.17	2059.59	1.19	4081.15	2.36
Mining Captain and Bosses,	5684.31	0.40			5684.31	0.40	1684.24	0.97			1684.24	0.97
Dry House,	1134.29	0.08	429.21	0.03	2063.70	0.15	326.93	0.19	227.84	0.13	554.77	0.32
Top Landing and Tramming,	2544.71	0.18	34.67	0.01	3594.38	0.25	743.24	0.43	14.73	0.01	757.97	0.44
Stocking Ore,	1511.22	0.11	179.01	0.01	1690.23	0.12	763.9	0.05	99.53	0.05	175.92	0.10
Sorting Ore,	666.23	0.05	39.96	0.00	706.19	0.05	272.82	0.16	16.00	0.00	272.82	0.16
Total,	15366.05	1.08	63269.80	4.25	216930.85	15.25	26622.21	15.40	18404.94	1.06	45027.25	2.60
Cost of Production, Per Cent.	165789.58	1.165	83600.50	5.88	249388.08	1.763	30598.72	1.770	22680.53	1.311	53274.25	3.081
EXPLORATORY,												
Exploring in Mines,	420.05	0.03	434.93	0.03	854.98	0.06	551.07	0.32	590.63	0.34	1141.70	0.66
Total,	420.05	0.03	434.93	0.03	854.98	0.06	551.07	0.32	590.63	0.34	1141.70	0.66
DEPRECIATION, Etc.												
Inventory,					1730.14	1.22					3290.00	0.02
Improvement, <i>Lodge Pumps,</i>	983.47	0.07	5195.05	0.36	6178.52	0.43						
New Construction, <i>Shop Bldg.</i>	114.34	0.01	3823.75	0.27	3938.09	0.28						
Improvement, <i>Pumps on Level</i>	930.43	0.07	8495.08	0.59	9425.51	0.66						
<i>New Haulage Plant</i>	49.28	0.00	86.20	0.01	135.48	0.01						
<i>Extraordinary - Credits (1)</i>					336.70	0.02						
Total,	2077.52	0.15	17600.08	1.23	36642.04	2.58					3290.00	0.02
Taxes,					16733.75	1.15					2332.86	1.34
Central Office,	4922.92	0.34	2107.80	0.15	9030.72	0.64	1212.42	0.70	597.72	0.35	1810.14	1.04
Total Cost on Stock Pile,	173208.07	1.217	103743.31	7.29	310649.60	2.154	32362.22	1.872	23868.88	1.350	79580.86	4.602
LOADING AND SHIPPING,												
Steam Shovel, <i>1904-70586 Tons,</i>	1666.60	0.12	1141.77	0.16	2808.37	0.19						
By Hand, <i>1904</i>												
" <i>1903-55256</i>												
" <i>1904-10909</i>	291.47	0.053	15.80	0.003	307.27	0.056	110.68	0.06	7.04	0.004	117.72	0.11
Sorters (L. E. Dock),												
Shipping Expense,			786		786		496				496	
Total,	1968.07	0.14	1145.53	0.08	3123.50	0.22	115.63	0.06	7.04	0.004	122.67	0.07
Total Cost on Cars,	175166.14	1.231	104908.74	7.37	312973.10	2.206	32477.84	1.878	23875.92	1.380	79708.52	4.609
Royalty,												
Comm'n and Expense, Cleveland Office,												
Total Cost,												

	Accts. not sunk off		Mos.		Mos.		SINKING		DRIFTING		COMPARATIVE COST		COMPARATIVE COST			
	Amount	Per Ton	Amount	Per Ton	Feet	Cost	Per Ft.	Feet	Cost	Year	Mos.	Tons	Cost	Mos.	Tons	Cost
New Construction Improvement,					Current Mo.											
					1/2 Mo. of	207	802.737	38.78	3882	21967	11	566				
					3 Mo. of	28	224.91	8.03	525	8708	09	706				
Total,																

REMARKS:

(1) *Details of Credits*

Account 240.50

Spot Farming 5.69

Expenses 18.41

Sand Bents 50.00

Unclaimed Paper 22.10

336.70

Work working two 10 Hr. shifts during year

Detail of Improvements account on form #4

Work obtained by this company from Sept 1st 1903

ANALYSIS OF LABOR:

Labor as per Cost Sheet,

Other Charges,

Total,

As per Labor Statement, General Pay Roll,

Total,

OF LABOR:

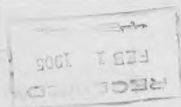
Sheet,

ment,

Summary of Supplies Used During

190

THE CLEVELAND-CLIFFS IRON CO.	COST OF SUPPLIES		COST PER TON		
	Mine.	Month	Year	For	For
				Mo.	Year
Product.					
General Supplies,					
Iron and Steel,					
Oil, Grease and Candles,					
Machinery Supplies,					
Building Material,					
Explosives,					
Mine Timber,					
Fuel,					
Barn,					
Sundries,					
Total Supplies,					
Miscellaneous,			42		
Total,					
SUMMARY					
As per Cost Sheet,					
Improvement,					
New Construction,					
Other Charges,					
Total,					



H. Niebeck Co., Mfg. Stationers, Milwaukee, 89, 951. 1-30-5.

Cost Sheet for the Month of

MINE: *McQuinn*

The Cleveland-Cliffs Iron Co.

RECEIVED

JAN 3 1905

THE CLEVELAND-CLIFFS IRON COMPANY

CLEVELAND IRON MINING COMPANY, IRON CLIFFS COMPANY & NEGAUNEE MINE

SUMMARY FROM LABOR STATEMENTS FOR YEAR ENDING NOVEMBER 30TH, 1904

SURFACE	AVG NO. MEN	NUMBER OF DAYS	RATE PER DAY	AMOUNT	PER MAN PR. DA	COST PER TON	PRODUCT
Hard Ore	23	6872 $\frac{1}{2}$	1.73	11920 00			None
Lake	81	24892 $\frac{3}{4}$	1.97	48941 04	12.00	.164	298684
Cliffs Shaft	43	13303 $\frac{1}{2}$	1.91	25353 59	12.71	.150	169029
Salisbury	38	11579 $\frac{1}{2}$	1.89	21892 94	12.98	.146	150326
Ogden	3	131 $\frac{1}{2}$	2.92	383 00			
Ashland	51	15607 $\frac{1}{2}$	2.10	32742 98	17.06	.123	266233
Negaunee	49	15297 $\frac{1}{2}$	1.91	29178 39	9.30	.205	142264
Lucy	7	94 $\frac{1}{2}$	1.96	183 69			
Maas	19	6049 $\frac{1}{2}$	1.90	11497 12			
Austin	28	8318 $\frac{1}{2}$	1.93	16104 58	3.62	.535	30118
Swanzy Exploration	22	6820 $\frac{1}{2}$	2.40	16393 93			
Crosby	23	3019 $\frac{1}{2}$	2.19	6607 12			
<u>TOTAL SURFACE</u>	387	111986	1.98	221198 38	9.44	.209	1056654
<u>UNDERGROUND</u>							
Hard Ore	3	852	2.44	2078 40			
Lake	202	60859 $\frac{3}{4}$	2.27	138238 81	4.91	.463	298684
Cliffs Shaft	123	36306 $\frac{1}{2}$	2.16	78540 51	4.66	.465	169029
Salisbury	119	35596 $\frac{1}{2}$	2.24	79890 57	4.22	.531	150326
Ashland	199	60635	2.17	131362 21	4.39	.493	266233
Negaunee	217	64694 $\frac{1}{2}$	2.16	139704 24	2.20	.982	142264
Lucy	3	41 $\frac{1}{2}$	2.30	94 35			
Maas	19	6171 $\frac{1}{2}$	2.50	15438 69			
Austin	38	11129 $\frac{1}{2}$	2.19	24396 21	2.71	.810	30118
Crosby	28	3639 $\frac{1}{2}$	2.12	7705 06			
<u>TOTAL UNDERGROUND</u>	951	279925 $\frac{3}{4}$	2.21	617449 05	3.77	.585	1056654
<u>TOTAL SUR. & U.G.</u>	1338	391911 $\frac{3}{4}$	2.14	838647 43	2.69	.794	
<u>GENERAL</u>							
C. I. M. CO.	11	3165 $\frac{1}{2}$	4.85	15349 65			
I. C. CO.	9	2765	4.89	13538 44			
C. C. I. CO.	12	3915 $\frac{3}{4}$	5.50	21540 16			
Negaunee Mine	4	634 $\frac{1}{2}$	4.85	3077 69			
<u>TOTAL GENERAL</u>	36	10481	5.11	53505 94			
<u>OUTSIDE PARTIES</u>							
C. I. M. CO.	17	5154	2.31	11898 85			
I. C. CO.	4	1238 $\frac{3}{4}$	2.02	2505 43			
C. C. I. CO.	4	1339 $\frac{1}{4}$	2.15	2875 74			
Negaunee Mine		5 $\frac{1}{2}$	1.89	10 43			
<u>TOTAL OUTSIDE PARTIES</u>	25	7737 $\frac{1}{2}$	2.23	17290 45			
<u>TOTAL ALL COMPANIES</u>	1399	410130 $\frac{1}{2}$	2.22	909443 82			

H3

RECEIVED

JAN 3 1905

THE CLEVELAND-CLIFFS IRON COMPANY
 COMPARATIVE REPORT FROM SUMMARY OF LABOR STATEMENTS FOR YEARS, 1904 & 1903.

<u>SURFACE</u>	RATE		PRODUCT PR		COST DR. TON		TOTAL	PRODUCT
	P E R - D A Y		M A N P R . D A Y					
	1904	1903	1904	1903	1904	1903	1904	1903
Hard Ore	1.73	1.81		6.78		.268		70782
Lake	1.97	1.95	12.00	15.48	.164	.126	298684	476821
Cliffs Shaft	1.91	1.87	12.71	12.78	.150	.146	169029	261191
Salisbury	1.89	1.87	12.98	15.00	.146	.124	150326	178330
Ogden	2.92	1.89		4.50		.420		7880
Explorations Sec. 13		2.00						
Foster		2.03						
Ashland	2.10	2.00	17.06	14.29	.123	.140	266233	375012
Maas	1.90	1.87						
Negaunee	1.91	1.90	9.30	4.25	.205	.446	142264	17292
Lucy	1.96	1.95		.51		.382		2972
Austin	1.93	2.05	3.62		.535			
Swanzy Explorations	2.40	2.37					30118	1086
Crosby	2.19	2.24						
Barasa		2.00						
Volunteer		2.21						
Mesaba Explorations		2.78						
<u>TOTAL SURFACE</u>	1.98	1.97	9.44	9.57	.209	.206	1056654	1391366
<u>UNDERGROUND</u>								
Hard Ore	2.44	2.17		3.37		.646		70782
Lake	2.27	2.22	2.27	3.96	.463	.559	298684	476821
Cliffs Shaft	2.16	2.18	4.66	3.81	.465	.572	169029	261191
Salisbury	2.24	2.37	4.22	3.52	.531	.674	150326	178330
Ogden		2.01		9.59		.210		7880
Ashland	2.17	2.19	4.39	3.15	.493	.696	266233	375012
Negaunee	2.16	2.19	2.20	1.62	.982	1.346	142264	17292
Lucy	2.30	2.15		.59		.362		2972
Maas	2.50	2.69						
Austin	2.19	2.48	2.71		.810		30118	1086
Crosby	2.12	2.41						
Barasa		2.39						
<u>TOTAL UNDERGROUND</u>	2.21	2.23	3.77	3.37	.585	.662	1056654	1391366
<u>TOTAL SUR. & U.D.</u>	2.14	2.16	2.69	2.49	.794	.868		
<u>GENERAL</u>								
C. I. M. Co.	4.85	4.76						
Iron Cliffs Co.	4.89	4.95						
C. C. I. Co.	5.50	5.35						
Negaunee Mine	4.85							
<u>TOTAL GENERAL</u>	5.11	5.06						
<u>OUTSIDE PARTIES</u>								
C. I. M. Co.	2.31	1.97						
Iron Cliffs Co.	2.02	1.98						
C. C. I. Co.	2.15	2.86						
Negaunee Mine	1.89							
<u>TOTAL OUTSIDE PARTIES</u>	2.23	1.98						
<u>TOTAL ALL COS.</u>	2.22	2.21	2.58	2.39	.861	.924	1056654	1391366

CHANGE IN SHIFTS

Lake Mine Changed from 2-10 Hr. Shifts to 1-10 Hr. Shift on Dec. 1st., 1903.

43

RECEIVED

JAN 3 - 1905

THE CLEVELAND-CLIFFS IRON COMPANY

SUMMARY OF LABOR STATEMENTS, CONTINUED.

TOTAL BY MINES AND COMPANIES

	AVG NO. MEN	NUMBER OF DAYS	RATE PER DAY	AMOUNT		PER MAN PR.DA	COST PER TON	PRODUCT
Hard Ore	26	7724 $\frac{1}{2}$	1.81	13998	40			
Lake	283	85752 $\frac{1}{2}$	2.18	187179	85	3.48	.627	298684
General Labor	11	3165 $\frac{1}{2}$	4.85	15349	65			
<u>TOTAL C.I.M.CO.</u>	320	96642 $\frac{1}{2}$	2.24	216527	90	2.24 ^{3.09}	.725	298684
Cliffs Shaft	166	49610	2.09	103894	10	3.41	.615	169029
Salisbury	157	47175 $\frac{3}{4}$	2.16	101783	51	3.19	.677	150326
Ogden	3	131 $\frac{1}{2}$	2.92	383	00			
General Labor	9	2765	4.89	13538	44			
<u>TOTAL I.C.CO.</u>	335	99682 $\frac{1}{4}$	2.20	219599	05	2.20 ^{3.20}	.687	319355
Ashland	250	76242 $\frac{1}{4}$	2.15	164105	19	3.49	.616	266233
Maas	38	12221	2.20	26935	81			
Austin	66	19447 $\frac{3}{4}$	2.08	40500	79	1.55	1.345	30118
Swanzy Exploration	22	6820 $\frac{1}{4}$	2.40	16393	93			
Crosby	51	6658 $\frac{3}{4}$	2.15	14312	18			
Lucy	10	135 $\frac{3}{4}$	2.06	278	04			
General Labor	12	3915 $\frac{3}{4}$	5.50	21540	16			
<u>TOTAL C.C.I.CO.</u>	449	125441 $\frac{1}{2}$	2.26	284066	10	2.26 ^{2.36}	.958	296351
Negaunee	266	79991 $\frac{3}{4}$	2.11	168882	63	1.78	1.187	142264
General Labor	4	634 $\frac{3}{4}$	4.85	3077	69			
<u>TOTAL NEGAUNEE MINE</u>	270	80626 $\frac{1}{2}$	2.13	171960	32	1.76	1.209	142264
TOTAL OUTSIDE PARTIES	25	7737 $\frac{1}{2}$	2.23	17290	45			
<u>TOTAL ALL COS.1904</u>	1399	410130 $\frac{1}{2}$	2.22	909443	82	2.58	.861	1056654
<u>TOTAL ALL COS.1903</u>	2137	583070 $\frac{3}{4}$	2.21	1286048	02	2.39	.924	1391366

Average Number Men Working
Figured on Basis of 300

Days Per Man	1904	1367
	1903	1942
	1902	1799

43

THE CLEVELAND-CLIFFS IRON COMPANY

ANALYSIS OF IMPROVEMENT & NEW CONSTRUCTION FOR YEAR ENDING NOVEMBER 30, 1904.

	Inventory Nov.30.03		Expenditures For Year		Total		Depreciation For Year		Inventory Nov.30 04.		
ASHLAND MINE I M P R O V E M E N T											
Exhaust Heating System			1845	99	1845	99	1845	99			
ASHLAND MAINTENANCE											
Repairs Eng. & Boiler House			2339	42	2339	42	2339	42			
Repairs Hoist & Compressor			95	84	95	84	95	84			
Repairs Steam & Exhst Pipe			1897	53	1897	53	1897	53			
Total			4332	79	4332	79	4332	79			
OPENING MINES											
Opening Maas Mine	160373	91	70438	26	230812	17			230812	17	
Opening Austin Mine	56114	36	10652	83	66767	19	7529	50	59237	69	
Opening Crosby Mine	89996	91	22444	56	112441	47			112441	47	
X Reopg. & Equipg. Lucy	30687	35	752	31	29935	04	743	00	29192	04	
Opening Stephenson Mine			3852	46	3852	46			3852	46	
Total	337172	53	106635	80	443808	33	6272	50	435535	83	
EXPLORATIONS											
Swanzy Explorations			25248	76	25248	76	25248	76			
Austin Explorations	11620	67			11620	67			11620	67	
Stephenson Explorations			14824	60	14824	60			14824	60	
Mesaba Explorations			4091	01	4091	01	4091	01			
Crosby Explorations	20905	45			20905	45			20905	45	
Total	32526	12	44164	37	76690	49	29339	77	47350	72	
DWELLINGS											
Swanzy Boarding House	2252	23			2252	23	30	00	2222	23	
Austin Mine Dwellings	6953	57	6284	30	13237	87	649	60	12588	27	
Houses For Austin			6386	62	6386	62			6386	62	
Total	9205	80	12670	92	21876	72	679	60	21197	12	
Examination Cos. Lands			2122	99	2122	99	2122	99			
Michigamme Supp. & Equipt	2885	65			2885	65	2439	92	445	73	
Total C. C. I. Co.	381790	10	171772	86	553562	96	49033	56	504529	40	
CHARGED AS FOLLOWS:											
Ashland Mine Improvement							1845	99			
Ashland Maintenance							4332	79			
Operating Austin, 30118 tons @ 25¢							7529	50			
Operating Lucy, 2972 "							743	00			
Swanzy Explorations, Charged to Treasurer							25248	76			
Mesaba Explorations "							4091	01			
House Rents Applied to Construction							679	60			
Examination of Cos. Lands, Charged to Treasurer							2122	99			
Michigamme Supply & Equipment, Matrl sold during Year							2439	92			
Total							49033	56			

X 752.31 Credit, Material Sold.

N E G A U N E E M I N E

ANALYSIS OF IMPROVEMENT & NEW CONSTRUCTION FOR YEAR ENDING NOV.30 1904.

	Inventory Nov.30.03	Expenditures For Year		T o t a l		Depreciation For Year		Inventory Nov.30.04
NEW CONSTRUCTION								
Shop Building & Equipment		3938	09	3938	09	3938	09	
IMPROVEMENT								
Installing Ledge Pump		6178	52	6178	52	6178	52	
New Haulage System		135	48	135	48	135	48	
Pump on 6½ Level		9425	51	9425	51	9425	51	
Total		19677	60	19677	60	19677	60	

44

THE CLEVELAND-CLIFFS IRON COMPANY.

SUMMARY SHOWING TOTAL TAXES PAID AND AMOUNTS CHARGED AS PER COST SHEETS

AND TO VARIOUS ACCOUNTS, FOR YEAR ENDING NOVEMBER, 30TH, 1904.

<u>TOTAL TAXES PAID AS FOLLOWS:</u>			
Ishpeming City	53409	43	
Negaunee City	25868	11	
Ironwood City	18880	52	
Marquette City	1768	61	
Tilden Township	270	66	
Spurr Township	1004	60	
Forsyth Township	755	73	
Montreal Township	168	40	
Itasca County, Minnesota	10	15	
<u>AMOUNTS CHARGED AS PER COST SHEETS AND VARIOUS ACCOUNTS.</u>			
Moro Mine			3539 10 ✓
Lake Mine			17134 59 ✓
Hard Ore Location			8723 88 ✓
Hematite Mine			327 11 ✓
Treasurer, Taxes on Boats			2744 35 -
Cliffs-Shaft Mine			17463 99 ✓
Salisbury Mine			5245 02 ✓
Foster Mine			166 88 ✓
Tilden Mine			94 76 ✓
Ogden Mine			9 02 ✓
Negaunee Mine			18877 81 -
Ashland Mine			19048 92 ✓
Imperial Mine			541 20 ✓
Webster Mine			367 54 ✓
Opening Maas Mine			5843 92 ✓
Lucy Mine			952 35 ✓
Austin Mine			687 10 ✓
Explg. Stevenson Mine			52 93 ✓
Negaunee City Lots			194 03 ✓
Pickands, Mather & Company			95 86 ✓
Opening Crosby Mine			10.15 ✓
Forward 45		102136 21	102120 51

SUMMARY SHOWING TAXES PAID--CONTINUED.

Bro't. Forward	102136	21	102120	51
Purchase of Swanzy Lands			15	70
Total	102136	21	102136	21

Notes:

<u>Ashland Mine.</u>		<u>Hard Ore Location.</u>	
Charged as per Statement.	19048.92	Charged as per Statement	8723.88
Amount of Montreal Township		Less amount sidewalk Tax	
Taxes Not charged in November, 1904	7.30	refunded from 1903 Taxes	52.98
<u>Total charged as per Cost Sheet</u>	<u>19041.62</u>	<u>Total charged as per Cost Statement</u>	<u>8670.90</u>

We were not advised of the correct amount in Montreal Township in time to adjust the item of \$7.30 in last year.

45

IRON CLIFFS COMPANY.

COMPARATIVE STATEMENT OF TAXES, FOR YEARS 1904 AND 1903.

DESCRIPTION	1904		1903	
	VALUATION	TAXES	VALUATION	TAXES
CITY OF ISHPEMING.				
Lots 4, 5 & 6 Block 3	3200 00	72 47	3200 00	71 49
Lot 14 Block 5	2100 00	47 61	2100 00	46 92
That part of Lot 1 of (N.W. $\frac{1}{4}$ of N.W. $\frac{1}{4}$) Section, 10-47-27, which lies N. and W. of the C. & N.W. Ry. Co's., right of way, except that part of same which is included in the Excelsior Iron Co's., addition to the City of Ishpeming, and except the right of way of the D.S.S. & A. Ry., the C. & N.W. Ry. and the L.S. & I. Ry., across said land in an Easterly and Westerly direction, about 30 acres.	510000 00	11547 83	510000 00	11393 25
N.E. $\frac{1}{4}$ of N.E. $\frac{1}{4}$, Section 9-47-27 except the right of way of the L.S. & I. Ry., across said land about 37 acres.	3600 00	81 54	3600 00	80 43
S.E. $\frac{1}{4}$ of N.E. $\frac{1}{4}$, Section 9-47-27, except th right of way of the C. & N.W. Ry., the D.S.S. & A. Ry. and the L.S. & I. Ry. across said land in a Northeasterly and Southwesterly direction about 35 acres	250 00	5 67	250 00	5 59
S.W. $\frac{1}{4}$ of N.E. $\frac{1}{4}$, Sec. 15-47-27 about 40 acres	125000 00	2830 35	125000 00	2792 47
S. $\frac{1}{2}$ of N.W. $\frac{1}{4}$, Sec. 15-47-27 about 80 acres	241902 00	5477 36	255293 00	5703 17
Personal--Cliffs-Shaft	104098 00	2357 07	141461 00	3160 17
Personal--Salisbury				
Excelsior Iron Co. 1st, addition Lots 4 & 5 Block 4	1900 00	42 96	1900 00	42 45
Excelsior Iron Co. 1st, addition Lot 7 Block 4	600 00	13 59	600 00	13 41
Excelsior Iron Co. 1st, addition Lot 5 Block 12	340 00	7 72	340 00	7 60
TOTAL CITY TAXES	992990 00	22484 17	1043744 00	23316 95
Collection Fees		224 84		233 17
GRAND TOTAL	992990 00	22709 01	1043744 00	23550 12
Rate (Not including fee)		2 26		2 24
Decrease-Over last year 4.9%	50754 00			
Decrease-Over last year 3.6%		841 11		
TILDEN TOWNSHIP				
S.E. $\frac{1}{4}$ Sec. 22-47-27 160 acres	800 00	18 80	800 00	18 52
S.W. $\frac{1}{4}$ Sec. 23-47-27 160 acres	8640 00	202 66	8640 00	199 76
N.W. $\frac{1}{4}$ Sec. 26-47-27 160 acres	640 00	15 04	640 00	14 80
N.E. $\frac{1}{4}$ Sec. 27-47-27 160 acres	640 00	15 04	640 00	14 80
S.W. $\frac{1}{4}$ of S.E. $\frac{1}{4}$, Sec. 23-47-27 40 acres	320 00	7 51	320 00	7 40
Personal Property			2000 00	34 68
Lot 3 Sec. 13-47-27	100 00	2 35	100 00	2 32
That part of Lot 4 in S. $\frac{1}{2}$ of Sec. 13-47-27	60 00	1 41	60 00	1 39
Lot 5 Section 13-47-27	100 00	2 35	100 00	2 32
S.E. $\frac{1}{4}$ of S.W. $\frac{1}{4}$, Sec. 13-47-27	120 00	2 82	120 00	2 78
TOTAL TOWNSHIP TAXES	11420 00	267 98	13420 00	298 77
Collection Fees		2 68		2 99
GRAND TOTAL	11420 00	270 66	13420 00	301 76
Rate (Not including fee)		2 20		2 23
TOTAL CITY & TOWNSHIP	1004410 00	22979 67	1057164 00	23651 88
AMOUNT OF TAXES AS PER STATEMENT CHARGED AS FOLLOWS:				
Cliffs-Shaft	763642 00	17463 99	777033 00	17532 31
Salisbury	229348 00	5245 02	266711 00	6017 81
Foster	7040 00	166 88	8840 00	195 95
Tilden	4000 00	94 76	4200 00	96 91
Ogden	380 00	9 02	380 00	8 90
TOTAL	1004410 00	22979 67	1057164 00	23651 88
Rate (Not including fee.)		2 26		2 23
Decrease-Over last year 4.9%	52754 00			
Decrease-Over last year 3.7%		872 21		

THE CLEVELAND-CLIFFS IRON COMPANY. COMPARATIVE STATEMENT OF TAXES SHOWING VARIOUS FUNDS FOR 1904 & 1903.

	CITY OF ISHPEMING		CITY OF NEGAUNEE		CITY OF IRONWOOD		CITY OF MARQUETTE		TILDEN TOWNSHIP		SPURR TOWNSHIP	
	1904	1903	1904	1903	1904	1903	1904	1903	1904	1903	1904	1903
VALUATION-DOLLARS	2335415	2611169	1598786	1756990	697509	724701	83000	125000	11420	13420	41000	41000
State Tax	5310 50	7668 87	3581 64	5064 28	1757 72	2413 26	171 95	351 69	26 38	38 74	76 28	140 22
County Tax	9692 04	11361 21	6538 89	7499 34	3487 55	3732 22	313 78	520 91	48 69	57 43	377 20	368 18
School & Mill Tax	17062 68	18236 30	7213 00	11279 82	7393 60	6674 31	565 71	813 71	145 14	155 13	209 29	296 43
City & Contingent	7363 65	8154 57	1599 32	1757 10	4045 86	4572 87	555 11	779 33				
Contg.-Sinking Fund					1869 34	2050 91						
Highway Tax	6406 07	6451 88	3996 95	3080 13					28 61	28 47	205 00	205 00
Fire Tax	2241 48	2036 45	798 06	878 57			61 54					
Water Tax	3201 84	3230 18										
Library Tax	1280 83	851 30	283 96				83 00	125 00				
Sewer Tax	321 53	342 44										
Township Tax									19 16	19 00	84 13	97 99
County Road											39 61	53 30
Interest Tax			1596 80									
Sidewalk		52 45										
Agricultural Society					69 76	72 48						
Rejected											3 14	11 07
Special				878 57								
Indigent Soldiers Tax					69 76							
Back Taxes 1897 & 99 [#]			3 37									
Collection Fees	528 81	583 86	256 12	304 46	186 93	195 16	17 52	25 91	2 68	2 99	9 95	11 73
TOTAL	53409 43	58969 51	25868 11	30742 27	18880 52	19711 21	1768 61	2616 55	270 66	301 76	1004 60	1183 92
#Back Taxes years 1897 & 99 on Lot 18 Lobbs Addit.City Neg. not distrib.by funds	Hard Ore,Lake,Cliffs Shaft,Salisbury & Locations at Mines		Maas,Negaunee, Lucy & City Lots of Mining Dept.		Ashland Mine		Ore Stocked at Presque Isle		Foster,Tilden & Ogden Mines		Imperial & Webster Mines	
	FORESYTH TOWNSHIP		MONTREAL TOWNSHIP		RICHMOND TOWNSHIP		ITASCA CO., MINN.		GRAND TOTALS			
	1904	1903	1904	1903	1904	1903	1904	1903			1904	1903
VALUATION-DOLLARS	36000	18320	3120	3250		5600		286			4806536	5299450
State Tax	73 39	58 13				13 66			Ishpeming City	53409 43	58969 51	
County Tax	134 12	86 08				20 24			Negaunee City	25868 11	30742 27	
School & Mill Tax	383 03	178 84				96 28			Ironwood City	18880 52	19711 21	
Highway Tax	98 55	40 17				10 46			Marquette City	1768 61	2616 55	
Township Tax	49 28	28 68				11 34			Tilden Township	270 66	301 76	
Bridge Tax	9 86	8 60							Spurr Township	1004 60	1183 92	
Montreal Total #			165 10	139 10					Forsyth Township	755 73	409 79	
Itasca Co., Total#							10 15		Richmond Towns		153 50	
Collection Fees	7 50	9 29	3 30	2 78		1 52			Itasca Co.,Minn.	10 15		
TOTAL	755 73	409 79	168 40	141 88		153 50	10 15		Montreal Towns	168 40	141 88	
#Twp.Montreal & Itasca Co.,Taxes not distributed by Funds	Austin Mine & Stephenson Lands		Lands in Section 30		Ore at Volunteer Mine		Crosby Mine		Totals include 1% Collection fees.			

THE CLEVELAND-CLIFFS IRON COMPANY.

COMPARATIVE STATEMENT OF TAXES FOR YEARS 1904 & 1903, AS CHARGED
VARIOUS MINES AND ACCOUNTS.

	1904		1903	
	VALUATION	AMOUNT	VALUATION	AMOUNT.
<u>AMOUNT OF TAXES AS PER STATEMENT CHARGED AS FOLLOWS:</u>				
Imperial Mine	22089 00	541 20	22111 00	638 51
Webster Mine	15000 00	367 54	15000 00	433 14
Volunteer Mine			5600 00	153 50
Ashland Mine "A"	700629 00	19048 92	727951 00	19853 09
Opening Maas Mine	361216 00	5843 92	358290 00	6268 71
Negaunee Mine	1166926 00	18877 81	1332943 00	23321 86
Lucy Mine	58829 00	952 35	52882 00	926 46
Austin Mine	32760 00	687 10	11760 00	264 93
Swanzy Explorations			6560 00	144 86
Explg. Stephenson Mine	2500 00	52 93		
Negaunee City Lots, Treasurer "B"	11815 00	194 03	10875 00	190 26
Barasa Mine			2000 00	34 98
Pickands, Mather & Company	3911 00	95 86	3889 00	112 27
Opening Crosby Mine "C"	286 00	10 15		
Purchase of Swanzy Lands "D"	740 00	15 70		
TOTAL CHARGED	2376701 00	46687 51	2549861 00	52342 57
<u>TAXES BY TOWNSHIPS & CITY.</u>				
S Purr Township	41000 00	1004 60	41000 00	1183 92
Richmond Township			5600 00	153 50
Montreal Township	3120 00	168 40	3250 00	141 88
Forsyth Township	36000 00	755 73	18320 00	409 79
Ironwood City	697509 00	18880 52	724701 00	19711 21
Negaunee City	1598786 00	25868 11	1756990 00	30742 27
Itasca County, Minnesota	286 00	10 15		
TOTAL	2376701 00	46687 51	2549861 00	52342 57
<u>"A"--ASHLAND MINE.</u>		<u>"B"--NEGAUNEE CITY LOTS.</u>		
Amount as per cost sheet	19041.62	1897 & 1899 back Taxes on Lot		
Amount Montreal Township Taxes not		18, Lobbs Addition Chgd. in 1904 3.37		
Charged in November	7.30	Amount 1904 Taxes 190.66		
Total as per Tax Statement	19048.92	Total Negaunee City Lots to		
		Treasurer as per Balance Sheet 194.03		
<u>"C" OPENING CROSBY MINE.</u>		<u>"D"--PURCHASE OF SWANZY LANDS</u>		
1903 Taxes Charged 1904	10.15	Taxes on Lands in Forsyth Township		
		paid through Chas. Johnson 15.70		

NEGAUNEE MINE.

COMPARATIVE STATEMENT OF TAXES, FOR YEARS 1904 & 1903.

DESCRIPTION	1904		1903	
	VALUATION	TAXES	VALUATION	TAXES
<u>CITY OF NEGAUNEE</u> <u>NEGAUNEE MINE.</u>				
Commencing at a point in the North line of Wisconsin & Lake Superior State Road extension 1029 feet, Easterly by the course of said road from its intersection with a line between Sections 5 & 6, running thence Northerly 1098½ feet, thence Westerly 1610 feet to the South line of M.H. & O.Ry. right of way, thence along said South line of said right of way to its intersection with the North and South center line of Section 32, Township 48 North Range 26 W., Thence along said center line of Sec.32 and the center line of Section 5 Twp.47 N. R. 26 W. to its intersection with the North line of said Wisconsin and Lake Superior State Road, thence Westerly along said North line of said North line of said State Road to place of beginning, except that part owned and used for railway purpose, 164 acres.	1100000 00	17618 92	1200000 00	20787 96
Negaunee Personal	66926 00	1071 97	132943 00	2302 99
TOTAL TAXES		18690 89		23090 95
Collection Fees		186 92		230 91
<u>GRAND TOTAL NEGAUNEE CITY</u>	1166926 00	18877 81	1332943 00	23321 86
Rate (Not including fee)		1 60		1 73
Decrease-Over last year 12.5%	176017 00	4444 05		
Decrease-Over last year 19.1%				
<u>TAXES AS PER STATEMENT CHARGED</u> <u>AS FOLLOWS:</u>				
Negaunee Mine	1166926 00	18877 81		
Note:				
<u>Negaunee Mine:</u>				
Taxes charged as per statement		18877.81		
Less amount Taxes refunded by Oliver Iron Mining Co. in January 1904, account their proportion of 1903 taxes on Personal Property Negaunee Mine		2144.03		
Total charged as per Cost Sheet		16733.78		

45

THE CLEVELAND-CLIFFS IRON COMPANY.

COMPARATIVE STATEMENT OF TAXES FOR YEARS 1904 AND 1903.

DESCRIPTION NEGAUNEE CITY MAAS MINE LANDS.	1904		1903	
	VALUATION	TAXES	VALUATION	TAXES
A lot 91 feet wide extending from Main St., to M.H. & O. Ry's. right of way 47-26	2200 00	35 24	2200 00	38 11
The North 100' of a lot 87' wide extending from Main St., to D.S.S. & A. Ry. Co's., right of way 47-26	1000 00	16 02	1000 00	17 32
A lot 100' wide extending from Main St. to M.H. & O. Co's., right of way 47-26	600 00	9 62	600 00	10 39
Harris Addition as follows:				
Lots # 3, 4 & 9-10-11-12-13-14-15-16-17-18-19-20-21-22-23-24-25, Of Block 1 and Lots # 5-6-7-8-9-10-11-12-13-14 & 15 of Block 2	3750 00	60 29	3750 00	64 83
1st, All that part of lands leased from Maas lying East of Baldwin-Kiln Road and North of Main Street	300000 00	4805 16	300000 00	5196 99
2nd, All that part of lands leased from Maas lying West of Baldwin-Kiln road and except the Harris Addition	25000 00	400 43	25000 00	433 08
Hadrick Property	500 00	8 01	500 00	8 66
Archambeau Property	550 00	8 81	550 00	9 55
Next East of Mine Street	300 00	4 81	300 00	5 21
Next East of Mulvey	400 00	6 41	400 00	6 93
Next West of Mine Street	750 00	12 02	750 00	12 97
A Lot extending from Main Street to M.H. & O. Ry. right of way (Maynary) 1 acre	1400 00	22 43	1400 00	24 26
A Lot extending from Main Street to M.H. & O. Ry. right of way (Mulvey) 1 acre	1000 00	16 02	1000 00	17 32
Anthony Property 5.75 acres	4000 00	64 07	4000 00	69 29
Kruse Property 5 acres	7000 00	112 13	7000 00	121 26
Corbetts 2nd, Add. Lots 4, Block 3	200 00	3 21	200 00	3 46
Corbetts 2nd, Add. Lot 1, Block 4	200 00	3 21	200 00	3 46
Corbetts 2nd, Add. Lot 7, Block 4	600 00	9 62	600 00	10 39
Corbetts 2nd, Add. Lot 12, Block 4	500 00	8 01	500 00	8 66
Corbetts 2nd, Add. Lot 2, Block 5	200 00	3 21	200 00	3 46
Corbetts 2nd, Add. Lot 10, Block 6	500 00	8 01	500 00	8 66
Corbetts 2nd, Add. Lot 5, Block 1	1500 00	24 03		
A Lot 100' wide extending from Main Street to M.H. & O. right of way, (Jos. Kirkpatrick)	600 00	9 62	600 00	10 39
Maas Mine, (Personal)	8466 00	135 67	7040 00	121 96
<u>LUCY MINE.</u>				
Lucy Mine, (Personal)	5604 00	89 70	2657 00	46 03
Iron Plat-Lots, 45 & 89 to 119, 124 to 129, 134 to 135-138-to 198 as described	16225 00	260 53	16225 00	282 25
Township 47 N.R. 26 W.				
That part of the S.W. $\frac{1}{4}$ of S.W. $\frac{1}{4}$ of Sec. 6, as described	100 00	1 61	100 00	1 74
That part of the S.W. $\frac{1}{4}$ of S.W. $\frac{1}{4}$ of Sec. 6, lying West of West line of Silver Street as extended, North of State Road so called and East of East line of Gold Street.	200 00	3 21	200 00	3 46
AMOUNT FORWARD	383345 00	6141 11	377472 00	6540 09

45

THE CLEVELAND-CLIFFS IRON COMPANY.

COMPARATIVE STATEMENT OF TAXES, YEARS 1904 & 1903--CONTINUED.

	1904		1903	
	VALUATION	TAXES	VALUATION	TAXES
AMOUNT FORWARD.	383345 00	6141 11	377472 00	6540 09
That part of S.W. $\frac{1}{4}$ of S.W. $\frac{1}{4}$ of section 6 lying East of East line of Silver Street as extended and North of the State Road so called running Easterly & Westerly course except right of way of D.S.S. & A. Ry. Co., brance track.	400 00	6 41	400 00	6 93
That part of S.W. $\frac{1}{4}$ of S.W. $\frac{1}{4}$ of Section 6 lying South of South boundry line of State Road, so called and North of the right of way of the L.S. & I. Ry. Co., except the right of way of the C. & N.W. and D.S.S. & A. Ry. Co's., branch track	1300 00	20 83	1300 00	22 53
That part of the S.W. $\frac{1}{4}$ of S.W. $\frac{1}{4}$ of Sec. 6 lying South of right of way of L.S. & I. Ry. Co. except right of way of C. & N.W. and D.S.S. & A. Ry. Co's., branch tracks	15000 00	240 26	15000 00	259 84
23.95 acres	20000 00	320 35	17000 00	294 49
N.W. $\frac{1}{4}$ of N.W. $\frac{1}{4}$, Section 7 37.27 acres				
<u>MEGAUNEE CITY LOTS.</u>				
Edward Lobb's Addition as follows: Lots-1-2-3-14-15-16-17-18-19-20-21-22-23-24-25-26-27-28-29.	2625 00	42 19	2625 00	45 42
Lobb part of S.W. of S.W. of 31 except Buzzo & Forget (This includes South water front but the North Redfern Water front is not assessed)	5000 00	80 09	5000 00	86 61
C. T. Harvey Plat: All of lot 1 lying South of County Road except that part included in right of way of D.S.S. & A. Ry. Co.	1100 00	17 62	1100 00	19 05
That part of Lot 2 lying South of Lot 10 of Boyers plat of said lot 2 as described in Liber 24 of deeds of Marquette County records except that part owned and used for Railway purposes	700 00	11 22	700 00	12 13
That part of Lot 7, not included in Ry. right of way, excepting 3 lots described in Liber 20 of deeds on Fo. 82 Of Marquette County records.				
Liber 20 of deeds on Fo. 81 Marquette County records.				
Liber 30 of deeds on Fo. 213 of Marquette County records	850 00	13 62	950 00	16 48
Lot 10 of Boyer plat of lot 2 as described in Liber 24 of deeds on folio 609 of Marquette County records	500 00	8 01		
That part of lot 1, lying North of the County Road and East of Healey Ave. as extended and the West 27 feet 6 inches of that part of lot 2, lying North of the County Road Measuring on the center line of said Section 6.	500 00	8 01		
Maas, Lonstrof & Mitchell's Add. Lot 2 Block 3	500 00	8 01	500 00	8 66
AMOUNT FORWARD	431820 00	6917 73	422047 00	7312 23

THE CLEVELAND-CLIFFS IRON COMPANY.

COMPARATIVE STATEMENT OF TAXES, YEARS 1904 & 1903--CONTINUED.

	1904		1903	
	VALUATION	TAXES	VALUATION	TAXES
AMOUNT FORWARD.	431820 00	6917 73	422047 00	7312 23
Personal--Barasa Stock Pile			2000 00	34 63
TOTAL TAXES		6917 73		7346 86
Collection Fee		69 20		73 55
<u>GRAND TOTAL NEGAUNEE CITY</u>	431820 00	6986 93	424047 00	7420 41
Increase-Over last year 1.7%	7773 00			
Decrease-Over last year 5.8%		433 48		
Rate (Not including fee)		1 602		1 732
<u>MISCELLANEOUS TAXES.</u>				
Back taxes for years 1897 & 1899 on Lot 18 Lots Addition City of Negaunee	40 00	3 37		
1903 Taxes on Personal Property at Crosby Mine (Paid in Feb. 1904)	286 00	10 15		
Taxes on lands in Forsyth Township paid through Chas. Johnson on C.C.I. Co. voucher # 5609	740 00	15 70		
<u>TOTAL</u>	1066 00	29 22		
<u>SPURR TOWNSHIP, BARAGA COUNTY.</u>				
<u>IMPERIAL MINE.</u>				
N.W. $\frac{1}{4}$ of Section 25-48-31 160 acres	20000 00	485 19	20000 00	571 80
Personal Taxes	6000 00	145 56	6000 00	171 54
<u>TOTAL</u>	26000 00	630 75	26000 00	743 34
Collection Fees 1%		6 31		7 44
<u>TOTAL IMPERIAL</u>		637 06		750 78
<u>WEBSTER MINE</u>				
N. $\frac{1}{2}$ of N.E. $\frac{1}{4}$ Section 26-48-31-80 acres and the S.E. $\frac{1}{4}$ of N.E. $\frac{1}{4}$ Section, 26-48-31, 40 acres	15000 00	363 90	15000 00	428 85
<u>TOTAL</u>	15000 00	363 90	15000 00	428 85
Collection Fee 1%		3 64		4 29
<u>TOTAL WEBSTER</u>		367 54		433 14
<u>TITAN MINE</u>				
Let #1 of Sec. 21-48-31 49.50 acres				
<u>TOTAL SPURR TOWNSHIP</u>	41000 00	994 65	41000 00	1172 19
Collection Fee 1%		9 95		11 73
<u>GRAND TOTAL</u>	41000 00	1004 60	41000 00	1183 92
Rate (Not including Fee)		2 45		2 86

THE CLEVELAND-CLIFFS IRON COMPANY.

COMPARATIVE STATEMENT OF TAXES, YEARS 1904 & 1903--CONTINUED.

	1904		1903	
	VALUATION	TAXES	VALUATION	TAXES
<u>RICHMOND TOWNSHIP.</u>				
<u>VOLUNTEER MINE</u>				
Personal Taxes			5600 00	151 98
Collection Fee 1%				1 52
<u>TOTAL</u>			5600 00	153 50
Rate (Not including Fee)				2 71
<u>FORSYTH TOWNSHIP</u>				
<u>AUSTIN MINE</u>				
Personal Property	15700 00	329 02	8000 00	174 88
Lots 1-2-3-Sec.20-45-25,50.81 acres	400 00	8 39	400 00	8 75
Lots 4-5-6-Sec.20-45-25,95.56 acres	500 00	10 48	500 00	10 93
N. $\frac{1}{8}$ of S.W. $\frac{1}{4}$ " 20-45-25,80. acres	15300 00	314 36	2000 00	43 72
W. $\frac{1}{8}$ of S.E. $\frac{1}{4}$ " 20-45-25,80. acres 500	500 00	10 48	500 00	10 93
SE. $\frac{1}{4}$ of SE. $\frac{1}{4}$ " 20-45-25,40. acres	200 00	4 20	200 00	4 38
Lot #5 " 28-45-25,39.05 acres	160 00	3 36	160 00	3 50
<u>TOTAL</u>	32760 00	680 29	11760 00	257 09
Collection Fees		6 81		7 84
<u>TOTAL AUSTIN</u>	32760 00	687 10	11760 00	264 93
<u>SWANZY EXPLORATIONS</u>				
(Smith Lands)				
Lot 2 Section 18-45-25, 37.54 acres			300 00	6 56
Lot 5 Section 18-45-25, 40.33 acres			300 00	6 56
W. $\frac{1}{8}$ of NW $\frac{1}{4}$ " 18-45-25, 74.84 acres			460 00	10 06
SE $\frac{1}{4}$ of NW $\frac{1}{4}$ " 18-45-25, 40. acres				
NE $\frac{1}{4}$ of SW $\frac{1}{4}$ " 18-45-25, 40. acres				
Lot 4 " 18-45-25, 32.55 acres			4000 00	87 44
<u>TOTAL</u>			5060 00	110 62
(Stephenson Lands)				
S $\frac{1}{2}$ of SW $\frac{1}{4}$ Sec.20-45-25, 80. acres	2500 00	52 40	1500 00	32 79
<u>TOTAL EXPLORATIONS</u>	2500 00	52 40	6560 00	143 41
Collection Fees		53		1 45
<u>GRAND TOTAL</u>		52 93		144 86
<u>TOTAL FORSYTH TOWNSHIP</u>	35260 00	732 69	18320 00	400 50
Collection Fees		7 34		9 29
<u>GRAND TOTAL</u>	35260 00	740 03	18320 00	409 79
Rate (Not including fee)		2 10		2 19

THE CLEVELAND-CLIFFS IRON COMPANY?

COMPARATIVE STATEMENT OF TAXES, YEARS 1904 & 1903--CONTINUED.

DESCRIPTION	1904			1903		
	VALUATION	TAXES		VALUATION	TAXES	
<u>CITY OF IRONWOOD</u>						
<u>ASHLAND MINE</u>						
S $\frac{1}{2}$ of S.W. $\frac{1}{4}$ Sec.22-47-27 80.acres	441363	00	11828 55	441363	00	11885 72
Personal Property	255246	00	6840 61	282438	00	7606 08
N. $\frac{1}{2}$ of Lot #1 17,"acres more or less"						
North 10 acres of NE. $\frac{1}{2}$ of NW $\frac{1}{4}$	900	00	24 43	900	00	24 25
<u>TOTAL</u>	697509	00	18693 59	724701	00	19516 05
Collection Fees			186 93			195 16
<u>TOTAL IRONWOOD CITY</u>	697509	00	18880 52	724701	00	19711 21
Rate (not including fee)			2 71			2 56
Decrease-Over last year 3.8%	27192	00				
Decrease-Over last year 4.2%			830 69			
<u>IRON COUNTY WISCONSIN</u>						
<u>MONTREAL TOWNSHIP.</u>						
N. $\frac{1}{2}$ of N.E. $\frac{1}{4}$ Sec.30-46-R.2 E.	480	00	25 40	500	00	21 40
N.W. $\frac{1}{4}$ Sec.30-46-R.2 E.	960	00	50 80	1000	00	42 80
S.W. $\frac{1}{4}$ Sec.30-46-R.2 E.	960	00	50 80	1000	00	42 80
N.E. $\frac{1}{4}$ of SE $\frac{1}{4}$ Sec.30-46-R.2 E.	240	00	12 70	250	00	10 70
S. $\frac{1}{2}$ of S.E. $\frac{1}{4}$ Sec.30-46-R.2 E.	480	00	25 40	500	00	21 40
<u>TOTAL</u>	3120	00	165 10	3250	00	139 10
Collection Fees			3 30			2 78
<u>TOTAL MONTREAL TOWNSHIP</u>	3120	00	168 40	3250	00	141 88
Rate (Not including fee)			5 29			4 28
<u>MICHIGANNE TOWNSHIP</u>						
Personal Property.						

1904392

45

CLEVELAND IRON MINING COMPANY.

COMPARATIVE STATEMENT OF TAXES, FOR YEARS 1904 & 1903.

DESCRIPTION	1904		1903	
	VALUATION	TAXES	VALUATION	TAXES
<u>CITY OF ISHPEMING.</u>				
E. $\frac{1}{2}$ of Section 10-47-27, except that part thereof including in C.I.M.Co's., addition to the City of Ishpeming and that part known as the C.I.M.Co's. Nebraska Hill Location (so called) Except the right of way of the C. & N.W.Ry., L.S. & I. Ry. and D.S.S. & A.Ry.Co., across said land in a Northeasterly and Southwesterly direction.	891000 00	20174 73	891000 00	19904 68
W. $\frac{1}{2}$ of W. $\frac{1}{2}$ Section 11-47-27 except the right of way of the D.S.S. & A.Ry. and L. S. & I. Ry., across said land in a Easterly and Westerly direction, about 140 acres.	6000 00	135 87	6000 00	134 04
N.W. $\frac{1}{4}$ of N.W. $\frac{1}{4}$, Section 2-47-2738.92 acres	8100 00	183 45	8100 00	180 96
N.E. $\frac{1}{4}$ of N.W. $\frac{1}{4}$, Sec. 2-47-27 38.60 acres	1600 00	36 24	1600 00	35 75
S. $\frac{1}{2}$ of N.W. $\frac{1}{4}$, Sec. 2-47-27 80 acres	4600 00	104 18	4600 00	102 77
Nebraska Hill Location Lots	65125 00	1474 65	65125 00	1507 73
Personal Moro Mine	99737 00	2258 32	157318 00	3514 43
Lake Mine	146263 00	3311 83	313682 00	7007 57
Hard Ore Location				
Boats,-- Pontiac, Frontenac, Cadillac, Pioneer, Choctaw, Andaste, Chattanooga Falcon	120000 00	2717 18	120000 00	2680 77
<u>TOTAL CITY TAXES</u>	1342425 00	30396 45	1567425 00	35068 70
Collection Fees 1%		303 97		350 69
<u>GRAND TOTAL</u>		30700 42		35419 39
Rate (Not including fee)		2 26		2 234
Decrease-Over last year 14.4%	225000 00			
Decrease-Over last year 13.3%		4718 97		
<u>CITY OF MARQUETTE.</u>				
Stock Pile at Presque Isle	83000 00	1751 09	125000 00	2590 64
<u>TOTAL</u>	83000 00	1751 09	125000 00	2590 64
Collection Fee 1%		17 52		25 91
<u>GRAND TOTAL</u>	83000 00	1768 61	125000 00	2616 55
Rate (Not including fee)		2 11		2 07
Decrease-Over last year 3.4%	42000 00			
Decrease-Over Last year 3.2%		847 94		
<u>GRAND TOTAL ISHPEMING & MARQUETTE</u>	1425425 00	32469 03	1692425 00	38035 94
Rate (Not including fee)		2 26		2 23
Decrease-Over last year 15.8%	267000 00			
Decrease-Over last year 14.6%		5566 91		
<u>AMOUNT OF TAXES AS PER STATEMENT, CHARGED AS FOLLOWS:</u>				
Moro Mine	156320 00	3539 10	168361 00	3539 10
Hard Ore Location	379900 00	8723 88	425440 00	9912 27
Lake Mine	754905 00	17134 59	964324 00	21554 32
Hematite Mine	14300 00	327 11	14300 00	322 67
Treasurer, Taxes on Boats	120000 00	2744 35	120000 00	2707 58
<u>TOTAL TAXES</u>	1425425 00	32469 03	1692425 00	38035 94

CLEVELAND IRON MINING COMPANY.

COMPARATIVE STATEMENT OF TAXES, FOR YEARS 1904 & 1903-CONTINUED.

NOTES:

<u>LAKE MINE</u>		<u>HARD ORE LOCATION</u>	
Charged during year	19800.00	As per statement	8723.88
Credit in November	<u>2665.41</u>	Credit, tax refunded account	
Total as per Cost Sheet	<u>17134.59</u>	sidewalk	<u>52.98</u>
		Total charged as per Cost Sheet	<u>8670.96</u>

45

THE CLEVELAND-CLIFFS IRON COMPANY.

STATEMENT SHOWING TOTALS OF VARIOUS TAX FUNDS, YEARS 1904 & 1903. INCLUDING ALL MUNICIPALITIES.

	1 9 0 4		1 9 0 3	
State Tax	10997	86	15748	85
County Tax	20592	27	23645	61
School Tax	32972	45	37730	82
City & Contingent	13563	94	15263	87
Highway Tax	10735	18	9816	11
Contingent--Sinking Fund	1869	34	2050	91
Fire Tax	3101	08	2915	02
Water Tax	3201	84	3230	18
Library Tax	1647	79	976	30
Sewer Tax	321	53	342	44
Township Tax	152	57	157	01
County Roads	39	61	53	30
Sidewalks			52	45
Interest Tax (City of Negaunee)	1596	80		
Agricultural Tax	69	76	72	48
Rejected Tax	3	14	11	07
Indigent Soldiers	69	76		
Special			878	57
Bridge	9	86	8	60
Montreal Township	165	10	139	10
Itasca County, Minnesota	10	15		
Back Taxes	3	37		
Fees, 1% for Collection	1012	81	1137	70
TOTAL	102136	21	114230	39
<u>OF THE DECREASE FOR 1904 THE FOLLOWING NEW PROPERTIES ARE INCLUDED WHICH WERE NOT ON OUR ROLLS FOR 1903.</u>				
Additional Negaunee Lots	40	46		
Swanzy Lands	15	70		
Crosby Mine, Personal	10	15		
Back Taxes years 1897 & 99 Negaunee City	3	37		
TOTAL	69	68		
COMPARATIVE TOTAL	102066	53	114230	39

Decrease in Taxes paid as compared with 1903 10.6% 45

THE CLEVELAND-CLIFFS IRON COMPANY.

COMPARATIVE TAX RATES FOR DIFFERENT MUNICIPALITIES.

	1904	1903	1902	1901
Ishpeming City	2 26	2 24	1 89	1 75
Negaunee City	1 60	1 73	1 79	2 116
Ironwood City	2 71	2 56	2 43	2 596
Marquette City	2 11	2 07	1 88	
Tilden Township	2 20	2 23	2 37	1 756
Spurr Township	2 45	2 86	2 75	4 50
Forsyth Township	2 10	2 19	2 03	
Montreal Towhship	5 29	4 28	3 64	5 56
Richmond Township		2 71	2 78	2 49
Champion Township				1 29

CITY OF ISHPEMING TAXES.

STATEMENT OF RATE OF TAXATION PER \$100.00 OF THE VARIOUS FUNDS FOR
1904 & 1903, AS FURNISHED BY THE ASSESSOR.

FUND	1 9 0 4	1 9 0 3	INCREASE	DECREASE
State	23 10%	30 13%		07
County	41 18%	44 20%		03
School	73 32%	70 31%	03	
Highway	27 12%	25 11%	02	
City Contingent	31 14%	31 14%		
Water Fund	14 06%	12 05%	02	
Fire	10 04%	08 04%	02	
Library	06 03%	03 01%	03	
Sewer	01 004%	01 004%		
TOTAL	2 26 994%	2 24 994%	009% 12	10

Increase in tax rate over 1903 is: .009%

45

THE CLEVELAND-CLIFFS IRON COMPANY,

CLEVELAND IRON MINING COMPANY, IRON CLIFFS COMPANY--AND--NEGAUNEE MINE.

COMPARATIVE STATEMENT OF CENTRAL OFFICE AND MINE OFFICE GENERAL EXPENSE FOR TWO YEARS ENDING

NOVEMBER 1904.

CENTRAL & MINE OFFICE	CHARGED TO OPENING NEW PROPERTIES				CENTRAL OFFICE & OPERATING MINES				GRAND TOTAL CENTRAL OFFICE, OPERATING MINES & OPENING NEW MINES.			
	1904		1903		1904		1903		1904		1903	
Superintendent & Clerks	3094	45	5841	64	41415	74	36128	83	44510	19	41970	47
Master Mechanic	426	91	611	52	5057	56	5959	89	5484	47	6571	41
Watchman	1278	92	553	40	3466	14	2194	35	4745	06	2747	75
Choreman	16	61			457	37	475	20	473	98	475	20
Stationery & Printing	20	12	119	85	1323	76	1707	53	1343	88	1827	38
Telephone & Telegraph	55	28	337	46	1154	08	1186	89	1209	36	1524	35
Traveling	519	10	2366	32	692	45	974	59	1211	55	3340	91
Fuel & Light	123	82	235	41	1507	25	1044	96	1631	07	1280	37
Water & Ice					86	16	100	88	86	16	100	88
Livery & Stable Expense	38	41	339	39	3530	73	3983	27	3569	14	4322	66
Postage & Box Rent	18	60	78	15	526	16	580	58	544	76	658	73
Papers & Periodicals					34	33	32	00	34	33	32	00
Freight & Express	6	45	14	35	103	95	93	03	110	40	107	38
Donations	65	00	600	00	1710	07	2006	96	1775	07	2606	96
Petty Office Expense	26	65	69	72	450	27	391	29	476	92	461	01
Exchange	13	50	71	00	753	00	1040	00	766	50	1111	00
Revenue Tax							13	15			13	15
Furniture & Fixtures	4	64	462	65	524	17	537	19	528	81	999	84
Legal	135	80	52	37	3815	19	1462	10	3950	99	1514	47
Misvellaneous			242	28	449	66	636	37	449	66	878	65
Janitor	45	00	48	75	443	69	383	65	488	69	432	40
Advertising					30	00	38	00	30	00	38	00
Consulting Geologist					2421	13	1844	75	2421	13	1844	75
Consulting Mining Captain					1120	00	448	00	1120	00	448	00
Uncollected Debts					50	31	71	60	50	31	71	60
Consulting Vet. Surgeon					240	00	80	00	240	00	80	00
TOTAL	5889	26	12044	26	71363	17	63415	06	77252	43	75459	32
GENERAL EXPENSE ACCOUNTS.												
Fire Insurance	367	91	103	95	2993	89	2367	16	3361	80	2471	11
Boiler Insurance	248	70	51	13	269	93	184	00	518	63	235	13
Taxes	14612	88	16344	34	82485	94	94587	20	97098	82	110931	54
Engineering	1496	42	1696	48	9929	19	8539	72	11425	61	10236	20
Analysis	303	81	305	26	10329	97	9521	02	10633	78	9826	28
Relief Fund	135	00	211	80	3406	10	5332	40	3541	10	5544	20
Ashland Mine Superintendent												
TOTAL	17164	72	18712	96	109415	02	120531	50	126579	74	139244	46
Ashland Mine Superintendent					4090	00	3763	42	4090	00	3763	42
Ashland Mine Master Mechanic					780	00	900	00	780	00	900	00
GRAND TOTAL	23053	98	30757	22	185648	19	188609	98	208702	17	219367	20
SUMMARY												
Ogden Mine			47	08								
Maas Mine	9075	59	8233	93								
Lucy Mine			518	02								
Austin Mine			4374	05								
Barasa Mine	34	98	283	81								
Crosby Mine	3590	83	5463	76								
Mesaba Explorations			805	87								
Stephenson	57	55										
Swanzy Explorations	1228	31	1118	43								
Hard Ore Location	9066	72	9912	27								
TOTAL	23053	98	30757	22								

Note: For summary by mines see next sheet. 46

Sheet No 2.

THE CLEVELAND-CLIFFS IRON COMPANY,

IRON CLIFFS COMPANY, CLEVELAND IRON MINING COMPANY--AND--NEGAUNEE MINE.

SUMMARY OF CENTRAL OFFICE AND MINE GENERAL EXPENSE ACCOUNTS.--CONTINUED.

CENTRAL OFFICE, Division between Companies.	1904.		1903.	
Cleveland Iron Mining Co.	17520	94	16702	31
Cleveland-Cliffs Iron Co.	10567	13	16780	78
Iron Cliffs Company,	17616	35	16804	67
Negaunee Mine,	7030	72		
<u>TOTAL CENTRAL OFFICE,</u>	<u>52735</u>	<u>14</u>	<u>50287</u>	<u>76</u>
<u>GENERAL EXPENSE AT MINES INCLUDING TAXES.</u>				
Hard Ore,	5944	38	7818	73
Lake Mine,	25427	09	30991	83
Hematite,	340	61	336	17
Cliffs Shaft,	21807	18	22558	70
Salisbury,	9558	65	10487	46
Ogden,	129	71	170	85
Foster,	186	38	257	00
Tilden,	94	76	97	91
Ashland,	34062	40	37065	36
Austin,	6143	22	18	19
Volunteer,			148	67
Imperial,	879	95	949	58
Webster,	713	16	734	33
Lucy Mine,	1969	44	1703	36
Barasa,			8	73
Michigamme,			1	00
Negaunee,	25656	12	24974	35
<u>TOTAL GENERAL EXPENSE,</u>	<u>132913</u>	<u>05</u>	<u>138322</u>	<u>22</u>
<u>GRAND TOTAL,</u>	<u>185648</u>	<u>19</u>	<u>188609</u>	<u>98</u>
<u>SUMMARY BY COMPANIES</u>				
Iron Cliffs Company,	49393	03	50376	59
Cleveland Iron Mining Co.	49233	02	55849	04
Cleveland-Cliffs Iron Co.	54335	30	82384	35
Negaunee Mine,	32686	84		
Opening New Mines, Location Accts Etc.	23053	98	30757	22
<u>TOTAL,</u>	<u>208702</u>	<u>17</u>	<u>219367</u>	<u>20</u>
<u>COST FOR CENTRAL OFFICE CHARGED OFF AGAINST THE VARIOUS MINES AS FOLLOWS.</u>				
Lake Mine,	17520	94	14902	31
Hard Ore,			1800	00
Cliffs Shaft,	10569	82	10090	64
Salisbury,	7046	53	6714	03
Ashland,	7925	23	12902	51
Austin,	1061	83	142	02
Maas Mine,	1150	24	1642	04
Crosby,	429	83	142	03
Lucy Mine,			142	04
Negaunee,	7030	72	1810	14
<u>TOTAL,</u>	<u>52735</u>	<u>14</u>	<u>50287</u>	<u>76</u>

THE CLEVELAND-CLIFFS IRON COMPANY,

CLEVELAND IRON MINING COMPANY, IRON CLIFFS COMPANY--AND--NEGAUNEE MINE.

ANALYSIS OF DONATIONS ACCOUNTS FOR YEAR ENDING, NOVEMBER, 30TH, 1904.

	C.M.M.CO.		I.C.CO.		C.C.I.CO.		NEG.MINE.		TOTAL		TOTAL 1903.	
Garfield Club	87	50	87	47	66	93	(x) 20	55	262	45	274	21
Ishpeming Ski Club	13	33	13	33	8	00	5	34	40	00		
Central Office Bowling Alley	3	50	3	50	2	10	1	40	10	50	5	90
Iron Samplies to St.Louis	5	98	7	67	3	72	2	48	19	85		
Ishpeming Fire Dept.	8	33	8	33	8	34			25	00	25	00
Negaunee Fire Dept.					6	00	4	00	10	00		
Ishpeming & Spring Election Negaunee	132	54	132	55	79	54	53	02	397	65	205	00
Fall Election	304	67	304	64	104	32	69	54	783	17		
Negaunee Fall Election					20	00	20	00	40	00		
Salisbury M.E.Church	33	34	33	33	33	33			100	00		
Knives & Forks Cent.Office	1	16	1	17	70		47		3	50		
Geo.Metherell $\frac{1}{2}$ cost I.C. School Course	4	32	4	31	2	59	1	73	12	95		
4th, July Celebration Ironwood					25	00			25	00	25	00
Spring Election, Crosby					40	00			40	00		
Burial of Jos. Tichey					5	00			5	00		
Time of Supervisors at Meetings											12	60
Finnish Church City											100	00
Swedish Relief Fund City											250	00
State Convention											108	25
Finnish Relief Fund City											250	00
Ishpeming City Band											100	00
Morrie Band Ironwood											25	00
Episcopal Church Ironwood											100	00
St. Andrews Church Ironwood											100	00
First M.E. Church Ironwood											100	00
Fronz Joseph Church Ironwood											25	00
J.H.McLean Legislation "											101	00
Maas Mine Premiums											600	00
Superior Postem City											200	00
	594	67	596	30	405	57	178	53	1775	07	2606	96
Decrease									831	89		

(X) This amount was charged in Negaunee Mine proportion while mine was handled as Cleveland-Cliffs Iron Company, before separate set of books were opened