

THE CLEVELAND CLIFFS IRON COMPANY

LAND DEPARTMENT

ANNUAL REPORT OF LAND AGENT

YEAR 1939

MS 86-100
2054

#2054



MIGER

INVENTION



NIGERIA

TIG



MIN

ANNUAL REPORT

YEAR 1939

LAND DEPARTMENT - NEGAUNEE, MICHIGAN

TIGER



LINEN

Negaunee, Michigan

February 26, 1940

Mr. E. B. Greene, President

14th Floor, Union Commerce Building

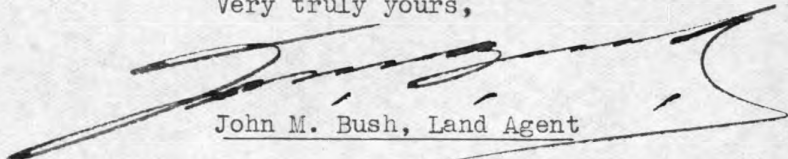
Cleveland, Ohio

ANNUAL REPORT FOR 1939

Dear Sir:

I submit herewith Annual Report of Operations of the
Land Department for the year 1939.

Very truly yours,


John M. Bush, Land Agent

JMB:HW

A N N U A L R E P O R T
LAND DEPARTMENT - NEGAUNEE, MICHIGAN
FISCAL YEAR 1939

THE CLEVELAND-CLIFFS IRON COMPANY

ARCTIC IRON COMPANY

AMERICAN IRON MINING COMPANY

BUNKER HILL MINING COMPANY

THE CLIFFS POWER AND LIGHT CO.

SUPERIOR REALTY COMPANY

NUMERIC INDEX - REPORTS

THE CLEVELAND-CLIFFS IRON COMPANY

	<u>PAGE</u>
<u>GENERAL REMARKS:</u>	
Mineral Lands	1
Wood Supply for Furnace	1
Land and Timber Sales and Leases	2
Timber and Forest Products Sales	2
<u>RAILROAD TIES</u>	2
<u>MINING DEPARTMENT</u>	2
<u>RETAIL YARD</u>	2
<u>PLANNING MILL</u>	3
<u>CLIFFS DOW CHEMICAL CO.</u>	4
<u>COMPENSATION CASES</u>	4
<u>FORESTRY AND CONSERVATION</u>	5
<u>UPPER PENINSULA DEVELOPMENT BUREAU</u>	12
<u>NORTHERN HEMLOCK & HARDWOOD MANUFACTURERS ASSOCIATION</u> <u>and NATIONAL HARDWOOD LUMBER ASSOCIATION</u>	12
<u>NATIONAL FORESTS</u>	12
<u>FOREST FIRES</u>	12
<u>TAXES</u>	12
<u>ALGER COUNTY TAXPAYERS' ASSOCIATION</u>	12
<u>ALGER COUNTY TAXPAYERS' ASSOCIATION REPORT</u>	13 to 73
<u>CRUISERS</u>	74
<u>HOTEL WILLIAMS & COTTAGES</u>	74
<u>GRAND ISLAND:</u>	
Deer	74
Elk	74
Game Birds	74
Predatory Animals	74
Hunting	74
Maple Syrup	75
Roads	75
Docks	75
Boats	75
Automobiles	75
<u>WORK DONE FOR OTHER DEPARTMENTS</u>	81
<u>MAPS</u>	81
<u>LOGGING</u>	81
<u>REPORT OF H. S. NIGHTINGALE:</u>	
Superior Realty Company	85
Taxes	85
Timber Expiration Dates	86
Land Owned and Controlled - Acreage Statement	86
Land Purchased	86
Trespasses	86
Land Looking	86
Documents Entered on Land Department Records	86
<u>REPORT OF R. A. BROTHERTON:</u>	
Surveys	128
Maps	128
Forest Fires	128
Land Looking	128
Forestry Pine Farm	128
Lake Frontage	128
U.S. Forest Experimental Station Logging - Dukes, Mich.	129
Logging Jobs	129

REPORT OF A.J. ERICKSON:

Sales of Land and Timber

PAGE

140

Stumpage Sales

140 & 141

Trespasses

141

Land and Timber Negotiations

141

Lake and River Frontage

142

Federal Government

142

Lot Sales

143

House and Lot Sales

143

Negaunee House Sales

144

Miscellaneous House Sales

144

New Leases

144

Mining Department Lands

145

Land Rentals

145

Royalties

145

Land Products Sales

146

Rented Buildings

146

Collections

147

Surrendered and Cancelled Contracts

147

Cliffland Farm

147

Beach Inn

148

Manufacturers Hotel

148

Bellevue and Cliffs Farms

148

Location Improvements

149

Rosenwald Title

149

Miscellaneous

149

CALUMET & HECLA CONSOLIDATED COPPER COMPANY OPERATIONS:

Report of T.M. Broderick for period Jan. 1, 1939 to June 30, 1939

158

Report of E.L. Derby for period Jan. 1, 1939 to June 30, 1939

159

Report of T.M. Broderick for period July 1, 1939 to Dec. 31, 1939

161 & 162

Report of E.L. Derby for period July 1, 1939 to Dec. 31, 1939

163

NUMERIC INDEX - STATEMENTS

PAGE

<u>OFFICE EXPENSE:</u>	
Comparison of Land Department Office Expense	8
<u>LOGGING OPERATIONS:</u>	
Consolidated Logging Cost Sheets	83 & 84
Annual Comparative Statement of "Personal Injury Expense"	6
Statement of "Personal Injury Expense"	7
Comparison of Forest Products Prices	10 & 11
Statement of Logs sold on Contract to Different Industries	82
<u>GRAND ISLAND:</u>	
Grand Island & Hotel Williams Operating Expense	76
Grand Island & Hotel Williams Earnings	77 & 78
Statement of Guests Registered at Hotel Williams	79 & 80
<u>LAND DEPARTMENT REVENUES, SALES, PURCHASES AND ACREAGE:</u>	
Comparative Statement of Land Department Revenues, 1937, 1938 & 1939	9
Stumpage Sales for December 1939 and 12 Months Ending December 31, 1939	156 & 157
Real Estate Sales Receivable	164 to 168
Timber Sales Receivable	169 to 171
House & Lot Sales Receivable	172
Lot Sales Receivable	173
Negaunee House Sales Receivable	174 & 175
House Rents Receivable	176 to 178
Grand Island Rents Receivable	179
Land Products Sales Receivable	180
Statement of Land and Timber Sales	184 & 185
Land Acreage	187 to 189
Lands Owned and Controlled	190 & 191
<u>TAXES:</u>	
<i>STATEMENT OF TAXES PAID YEARS 1939 AND 1938 SHOWING DIVISION BETWEEN TOWN FLOORS AND RESIDENCE</i>	89 & 90
Alger County Comparative Assessed Valuations	89 - C
Alger County Comparative Tax Statement	90
Comparison of Munising City and Alger County Taxes and Valuation	91
Grand Island Valuations and Taxes	92 & 93
Valuations of Manufacturing Sites - City of Munising	94 & 95
Alger County Comparative Valuations and Taxes for 1939 and 1938	96
Statement of Taxes Paid - 1939 and 1938	97

NUMERIC INDEX - MAPS

PAGE

LOGGING OPERATIONS:

Map covering Calumet & Hecla Consolidated Copper Co. Operations	160
Map covering Moote Bros. Contract	130
Map covering Peura's Contract	131 & 133
Map covering Carlson's Contract	134
Map covering Larsen & Wikstrom's Contract	135 & 136
Map covering Gagner's Contract	137
Map showing Locations of Logging Contracts in the Munising District	138
Map showing Locations of Logging Contracts in the Marquette District	139

NUMERIC INDEX - CHARTS

TAXES:

Negaunee, Ishpeming, Marquette & Munising Taxes for 1939	99
City of Negaunee - Comparative Tax Data	100
Negaunee City Taxes - Percent of Total Amount of Taxes Raised Paid by the Company	101
Negaunee City Taxes - Total Valuation and Rate	102
Negaunee City Taxes - State Tax	103
Negaunee City Taxes - County Tax	104
Negaunee City Taxes - County Road	105
Negaunee City Taxes - School and 1 Mill Tax	106
Negaunee City Taxes - City Highway Fund	107
Negaunee City Taxes - General City Fund	108
Negaunee City Taxes - Total Tax Raised	109
Negaunee City Taxes - Civic Division of Taxes and Proportion Paid by Company and others	110
Ishpeming City Taxes - Civic Division of Taxes and Proportion Paid by Company and others	111
City of Ishpeming - Comparative Tax Data	112
Munising City Taxes - Civic Division of Taxes and Proportion Paid by Company and others	122
Alger County Taxes - Civic Division of Taxes and Proportion Paid by Company and others	121
Alger County Taxes	113 to 120
Luce County Taxes	123 to 127

PLATS

Timber Expiration Dates	88
-------------------------	----

NUMERIC INDEX - OTHER COMPANIES

	<u>PAGE</u>
<u>ARCTIC IRON COMPANY:</u>	
Annual Detailed Statement of Taxes Paid - 1939 & 1938	98
Statement of Land Acreage	192
Report of Mr. A.J. Erickson:	
Collections	155
<u>AMERICAN IRON MINING COMPANY:</u>	
Report of Mr. A.J. Erickson	193
<u>ATHENS IRON MINING COMPANY:</u>	
Report of Mr. A.J. Erickson:	
New Leases	154
Earnings	154
Collections	154
Statement of Land Rents Receivable	193
<u>BUNKER HILL MINING COMPANY:</u>	
Report of Mr. A.J. Erickson:	
Land Rentals	150
Rented Buildings	150
Collections	150
Unsettled Matters	151
<u>SUPERIOR REALTY COMPANY:</u>	
Report of Mr. H.S. Nightingale	85
Report of Mr. A.J. Erickson:	
Earnings	152
Collections	153
Delinquent Lands	153
New Leases	153
Statement of Real Estate Sales Receivable	182
Statement of Timber Sales Receivable	183
Statement of Land & Timber Sales	186
Statement of Land Acreage	194 to 197
<u>THE CLIFFS POWER & LIGHT COMPANY:</u>	
Report of Mr. A.J. Erickson:	
Real Estate Sales	151
Earnings	151
New Leases	151
Collections	151
<u>THE NEGAUNEE MINE COMPANY:</u>	
Report of Mr. A.J. Erickson	
House Sales	154
Earnings	154
New Leases	154
Collections	154
Statement of Negaunee House Sales Receivable	181

LAND DEPARTMENT REPORT FOR THE YEAR ENDING

DECEMBER 31, 1939

GENERAL:

Activities of the Land Department have been continued during the current year along practically the same lines as heretofore except that the Lumbering Department, which was taken to Munising in October, 1938, was returned to the Land Department as of September 1, 1939, and consists in a general way of the following units, to wit:

1. Supervising and looking after the large land holdings of The Cleveland-Cliffs Iron Company, Arctic Iron Company, Michigamme property, Bunker Hill Mining Company, and Superior Realty Company.
 2. Management of the lands of the Michigan Mineral Land Company.
 3. Operating Grand Island, Game Preserve, and Hotel Williams.
 4. Looking after lots and rented buildings under charge of the Land Department.
 5. Looking after the lands of The Cliffs Power and Light Company.
 6. Looking after the lot leases in the different cities and towns which are under the jurisdiction of the Mining Department.
 7. Careful supervision of company lands, looking for and prevention of trespasses of every kind, protecting timber lands and forest products from fire, sale and lease of lots in the various cities and villages, sale of timber land and stumpage, collection of rents and moneys from such sales and leases, and the study of conditions surrounding the communities in which the Company is engaged in business, with a view of encouraging proper improvements, etc.
- It is also the duty of the Land Department to look after land titles and, in particular, is charged with the difficult proposition of assessments made upon Company lands and the taxes levied thereon, together with the proper paying of taxes when due.

MINERAL LANDS:

The Land Department continues to carry a large acreage of mineral lands for the benefit of the Mining Department, paying the taxes thereon and otherwise looking after them.

WOOD SUPPLY FOR CHEMICAL PLANT:

The Land Department continues to carry a large acreage of timber lands and secures its supply of wood for the Chemical Plant, and in doing so, we continue to

pay a large amount of taxes and other expenses in caring for these lands.

LAND AND TIMBER SALES AND LEASES:

There were no large sales of land or timber during the year, but there were a number of small deals, and these are covered in Mr. Erickson's report attached.

TIMBER AND FOREST PRODUCTS SALES:

The attached statement shows the sales and shipments of forest products during the year.

RAILROAD TIES:

During the year what shipments of hardwood ties to the railroads were made went through the Piqua Company, and at the end of the year there were still due 8,709 ties to the railroads on contracts for that year.

The prices for 1939, as compared with 1938 and 1937, are as follows:

	1939	1938	1937
No. 4 Hardwood	\$.80	\$.88	\$.90
No. 3 Hardwood	.70	.78	.80
No. 2 Hardwood	.60	.68	.70
No. 1 Hardwood	.49	.57	.57
Serviceable Rejects Hardwood	.37	.45	.45

MINING DEPARTMENT

The following statement shows the quantities of the different forest products sold to the Mining Department during the year

By Our Contractors:			
Hardwood Mine Timber	309,597 ft.	21.53	\$6,664.97
Cedar Lagging	22,617 lin.ft.	.75	169.64
By Stumpage Operators:			
Hardwood Mine Timber	56,852 lin.ft.	.097	5,525.82
Hemlock Mine Timber	1,160 lin.ft.	.111	129.71
Cedar Lagging	324,974 lin.ft.	.723	2,349.63
Tamarack Lagging	38,143 lin.ft.	.771	294.29
Tamarack Cribbing	3,254 lin.ft.	.033	108.61
Tamarack Poles, 9½'	24,466 lin.ft.	.017	416.29
Tam. and Spr. Poles, 2½"	17,110 lin.ft.	.015	258.14

MUNISING RETAIL YARD:

This unit was transferred back to the Land Department as of September 1, 1939, and we have operated the yard since that time.

The following results for the year are reported:

Total Sales	\$61,978.48
Cost of Products Sold	50,507.17
Gross Profit	\$11,471.31
Less Operating Cost	23,893.85
	\$12,422.54
Less Commissions Paid	790.18
Net Loss before Depreciation	\$13,212.72
Depreciation	725.98
Loss After Depreciation	\$13,938.70
This loss includes write-off of inventories of.....	8,835.03
and cost of improvements and repairs of buildings etc. of	3,198.23
Leaving an actual operating loss for the year of.....	\$ 1,905.44

During the year there was some lumber sawed by portable saw mill owned by C. H. Hancock and operated by F. E. and Francis Crocker, from logs delivered by O. V. Lung and Moote Brothers, Contractors for The Piqua Munising Wood Products Company on The Cleveland-Cliffs Iron Company's lands. The lumber sawed from the logs delivered and cost of same piled in the yard, as follows:

Specie	Feet	Per M	Amount
No. 4 and Better Hemlock	298,851	\$20.845	\$6,139.06
No. 4 and Better Pine	110,042	26.444	2,909.95
Spruce	7,594	26.444	200.86
Totals	416,487	\$22.210	\$9,249.87

PLANING MILL:

The planing mill at the Retail Yard was operated throughout the year, but only since September 1, 1939, under the Land Department. The following statement shows the quantities of lumber worked for the current year, with the previous years for comparison:

	1939	1938	1937	1936	1935	1934
	Feet	Feet	Feet	Feet	Feet	Feet
Hardwood	1,600	400	1,470	3,700	7,025	650
Softwood	1,846,098	854,796	1,590,646	943,013	902,068	398,667
Custom	128,839	111,754	-	91,618	53,508	145,112
Total	1,976,537	966,950	1,592,116	1,038,331	962,601	544,429

The following statement shows the amount of lumber sold through this Retail Yard for the year 1939:

Manufactured Softwood	1,762,755 feet
Manufactured Hardwood	219 feet
Total Manufactured	<u>1,762,974 feet</u>
Purchased Softwood	None
Purchased Hardwood	None
Total Purchased	None
Grand Total	1,762,974 feet

CLIFFS DOW CHEMICAL COMPANY:

All of the chemical wood going into this plant is now being provided by jobbers and delivered by trucks or railroad to the plant at Marquette, Michigan. The Land Department sells stumpage to some of these contractors at a rate of 36¢ per cord, and this stumpage is collected for us by the Chemical Company.

During the year this Department furnished the Cliffs Dow, either by direct shipment or through jobbers, 47,056.73 cords of chemical wood.

COMPENSATION CASES:

As of December 31, 1939, there were five cases upon which the Company pays compensation and one case on which the Insurance Company pays compensation. Five of these cases were injuries in the Logging Operations and one was injured on Grand Island. These injuries were all previous to 1939.

The detailed statement made a part of this report shows two injuries during the year which happened on operations of contractors, for which we were liable. One of these cases is now closed. The case of Arne J. Vartti, injured at Larsen and Wikstrom's operation on October 18, 1939, was brought up for hearing by the injured and it was determined that the Company was liable inasmuch as Larsen and Wikstrom's insurance policy had expired. This was a very severe injury and calls for payment of 500 weeks' compensation at \$18.00 per week, or \$9,000.00. The injured is permanently disabled.

The statement also shows an expense of \$2,871.91 during the year 1939, of which amount \$2,587.86 was on previous years' cases, as compared with total expense in 1938 of \$10,063.28. The reserve account at the end of 1939 shows \$11,502.22, as compared with \$13,681.42 at the end of 1938.

The following statement shows the cases open as of December 31, 1939, and the estimated compensation still due and medical expenses:

Acc.		Date	Total	Paid to	Balance	Compensation
No.	Name of Injured	Injured	Liability	12/31/39	Due	Expires
1391	John Hytinen	2/ 7/31	\$ 1,446.48	\$1,270.08	\$ 176.40	35 wks @ \$ 5.04
1511	Ben Gasper	1/20/33	3,500.00	2,534.00	966.00	138 " 7.00
1789	Eino Karasti	5/21/36	9,000.00	3,402.00	5,598.00	311 " 18.00
1841	John M. Maki	11/21/36	3,144.11	1,243.78	1,900.33	307 " 6.19
2033	Solomon Makela	11/10/38	735.27	563.11	172.16	6 " 10.76)
						20 " 5.38)
2036	Arne J. Vartti	10/18/39	9,000.00	None	9,000.00	500 " 18.00
	Medical Expense a/c Arne Vartti		985.00	None	985.00	
Totals			\$27,810.86	\$9,012.97	\$18,797.89	

The balance of compensation due on Cases Nos. 1391 and 1841 is actual in accordance with agreements entered into with the injured. The payments on Case No. 1511 no doubt will be made in full if the injured lives. He is now 76 years of age. It is very doubtful if payments can at any time be reduced on Case No. 1789. He received a very severe skull fracture on May 21, 1936. There has been no apparent improvement during the past two years. Case No. 2033 will be brought up for hearing to reduce the payments to 50% disability and to final conclusion in about five months' time. Case No. 2036 will undoubtedly last the whole 500 weeks' period. This man suffered a broken back with complete severance of the spinal cord. He is at present paralyzed completely from the waist down. He is only 23 years of age.

FORESTRY AND CONSERVATION:

We continue to keep in touch with the authorities on the subject of forestry and conservation and during the year the Land Agent attended a number of conferences. The Land Agent continues as Chairman of the Conservation Committee of the Northern Hemlock & Hardwood Manufacturers Association and is also on the executive committee of the so-called National Forestry Conference. As reported last year, Congress appointed a joint committee to hold hearings and go into the matter of Federal regulation of the remaining forests of the United States and these hearings were continued during the past year, and it is expected that following their report legislation will be enacted.

THE CLEVELAND-CLIFFS IRON COMPANY

LAND DEPARTMENT

ANNUAL COMPARATIVE STATEMENT OF PERSONAL INJURY EXPENSE - YEARS 1939 - 1938

ACCIDENT NO.	NAME OF INJURED	DATE OF INJURY	LOCATION	DEPARTMENT	OCCUPATION	C OR N/C	HOSPITAL MEDICAL & MISCL.	COMPENSATION		TOTAL EXPENSE FOR THE YEAR	STATUS AS OF DEC. 31, 1939
								INS. CO.	THE C.C.I.CO.		
1391	John Hytinen	2/ 7/31	Camp 159-2	Logging	Sawyer	C	\$ 43.95		\$ 267.12	\$ 311.07	35 weeks left.
1511	Ben Gasper	1/21/33	Camp 154-1	Logging	Teamster	C			364.00	364.00	Open
1565	Dave Rantanen	9/ 2/33	Camp 154-6	Logging	Lay Ry.Steel	C		\$2,824.20		2,824.20	Closed.
1579	James Steele	11/7/33	Camp 154-1	Logging	Roadman	C		278.40		278.40	(Open. No record of payments (by the Insurance Company (since August, 1939.
1789	Eino Karasti	5/21/36	Camp 196-8	Logging	Sawyer	C			954.00	954.00	Open
1841	John M. Maki	11/21/36	Camp 196-8	Logging	B.S.Helper	C			321.88	321.88	305 weeks left.
1978	Dave Golanda	2/ 3/38	Camp 203-12	Logging	Sawyer	C	50.00			50.00	Closed
2033	Salomon Makela	11/10/38	Grand Island	Logging	Laborer	C	66.84		520.07	586.91	Open
2035	Toivo Hill	1/27/39	Dukes	Logging	Ldg.Cordwood	C	164.05		120.00	284.05	Closed
2036	Arne J. Vartti	10/18/39	Larsen & Wikstrom	Logging	Sawyer	C					Open
Total Expense in 1939 on Previous Years Cases							160.79	3,102.60	2,427.07	5,690.46	
Total Expense in 1939 on 1939 Cases							164.05		120.00	284.05	
Grand Total Expense in 1939							324.84	3,102.60	2,547.07	5,974.51	
Grand Total Expense in 1938							3,076.85	1,418.56	6,986.43	11,481.84	
DISTRIBUTION OF HOSPITAL, MEDICAL AND MISCELLANEOUS EXPENSES:			1939	1938	ANALYSIS OF ACTUAL COST TO COMPANY:			1939	1938		
Hospitals:					Hospital, Medical & Miscellaneous Expense			\$ 324.84	\$ 3,076.85		
Munising Hospital, Munising, Michigan			\$ 5.00	\$ 574.43	Compensation Payments by the Company			2,547.07	6,986.43		
Ishpeming Hospital, Ishpeming, Michigan			76.75	142.14	Total Actual Expense			2,871.91	10,063.28		
St. Lukes Hospital, Marquette, Michigan			80.05	52.50							
University Hospital, Ann Arbor, Michigan				355.70							
Total Hospitals			161.80	1,124.77	STATISTICAL INFORMATION:						
					Payroll - all Operations			\$ 69,331.92	\$ 251,078.33		
Doctors:					Rate per \$100.00 of payroll on actual expense			4.14	4.008		
H. Barnes, Munising, Michigan				459.45	Compensable Accidents			2.00	32.00		
G.B. Wickstrom, Munising, Michigan				260.95	Non-Compensable Accidents			None	37.00		
P.N. Wharton, Munising, Michigan			10.50	227.50	Total Number of Accidents			2	69		
W.J. Schutz, Munising, Michigan				49.00	Average Number of employees			29	190		
L.B. Ruggles, Munising, Michigan			50.00	31.00	Total Cost per person employed			99.03	52.96		
A.K. Bennett, Marquette, Michigan				23.50	Number of Accidents per Man Employed			.069	.36		
D.P. Hornbogen, Marquette, Michigan				16.00	Reserve set up on Payrolls to take care of expense @ 1.00 per \$100.00 during 1939 and at 5.75 of logging payrolls prior to 1939:						
C.L. Hirwas, Marquette, Michigan			84.00		Balance of reserve acct. Dec. 31, 1938				13,681.42		
E.F. Brasier, Trenary, Michigan				4.00	Reserve set up in 1939				692.71		
F.P. Husted, Bay City, Michigan				13.00	Total				14,374.13		
F.C. Bandy, Sault Ste. Marie, Michigan				25.00	Less Expense in 1939				2,871.91		
Carl E. Badgley, Ann Arbor, Mich.				250.00	Balance reserve account - Dec. 31, 1939				11,502.22		
J.D. Crane, Ishpeming, Mich.			5.00	140.00							
V.H. Vandeventer, Ishpeming, Mich.				5.00							
Neal J. McCann, Ishpeming, Mich.				50.00							
A.W. Erickson, Ishpeming, Michigan			5.00								
Total Doctors			154.50	1,554.40							
Special Nursing Service				32.00							
Board of Inured not Hospitalized				147.03							
Transportation of Injured			8.54	180.29							
Drugs & Miscellaneous				38.36							
Grand Total Hospital, Medical & Miscellaneous			\$ 324.84	\$ 3,076.85							

THE CLEVELAND-CLIFFS IRON COMPANY

LUMBERING DEPARTMENT

STATEMENT OF PERSONAL INJURY EXPENSE — YEAR 1939

ACCIDENT NO.	NAME OF INJURED	DATE OF INJURY	LOCATION	DEPARTMENT	OCCUPATION	C OR N/C	HOSPITAL, MEDICAL & MISCL.	COMPENSATION PAYMENTS	TOTAL EXPENSE	REMARKS
1	James F. McCollum	6/20/39	Munising	Retail Yard	Feeding planer	N/C	\$ 2.00	-	\$ 2.00	Closed
2	Russell C. Revord	7/ 3/39	Munising	Retail Yard	Loading lumber	N/C	8.50	-	8.50	Closed
3	Clifford Johns	9/ 7/39	Munising	Retail Yard	Feeding planer	N/C	6.00	-	6.00	Closed
Total							\$16.50		\$16.50	

DISTRIBUTION OF MEDICAL EXPENSE:

Dr. W. J. Schutz, Munising, Michigan	\$ 3.00
Dr. G. B. Baxter, Munising, Michigan	3.00
Dr. P. N. Wharton, Munising, Michigan	8.50
Dr. G. B. Wickstrom, Munising, Michigan	2.00

Total \$16.50

Remarks:

This expense was charged direct to Operating Retail Yard.

TAX:HW-5
2/15/40

THE CLEVELAND-CLIFFS IRON COMPANY

LAND DEPARTMENT OFFICE EXPENSE - COMPARATIVE

ACCOUNT NO.	ACCOUNT OF	YEAR 1939	YEAR 1938
1	Salaries	\$ 49,066.75	\$ 50,981.07
2	Printing & Stationery	871.33	1,635.33
3	Postage	699.76	956.15
4	Office Furniture & Fixtures	116.34	138.90
5	Office Expenses	3,945.51	3,285.38
6	Telephone & Telegraph	1,027.59	1,284.30
7	Rentals	300.00	300.00
8	Legal Expense	2,371.12	2,554.66
9	Traveling & Entertaining	2,799.82	3,039.63
10	Donations	510.00	500.00
11	General Welfare	540.00	490.00
13	Automobile Expense	2,792.30	2,691.14
14	Exchange	10.16	11.86
15	Pensions Paid	240.00	240.00
17	Engineering	4,710.46	4,590.42
19	Abstracting & Recording	26.45	106.00
20	Unemployment Insurance Tax	1,843.77	7,913.61
	Federal Old Age Benefit	539.34	2,203.99
21	Special Expense	2,170.08	2,851.34
22	Safety Department Expenses		16.61
30	Personal Injury	936.62	303.84
	Purchasing Department Expense	400.00	400.00
	Group Insurance	208.69	487.08
	Public Liability Insurance	125.02	
	TOTALS	\$ 76,251.11	\$ 86,007.15
	Percent of Increase	11.34	8.28
	Total Labor	\$ 54,797.44	\$ 56,414.82
	Total Supplies	21,453.67	29,592.33
	Average Number of Employees	19.2	20.7
	Average Rate per Man per Working Day	9.92	9.46
	Grand Total Pay Roll	\$ 72,459.92	\$ 243,044.92
	Average Number of Men	29	190
	Percent of Increase in Pay Roll	70.2	41.0
	Total Acreage - Real Estate and Timber Lands (Incl. Mng. & Land Depts. and City Property)	396,236.77	375,900.75
	Cost per Acre for Central Office Expense	.192	.229
	Taxes Paid, Including City Property but not Including Those Charged to Accounts Receivable	\$ 81,667.84	\$ 74,846.70
	Real Estate and Timber Lands Only:		
	Total Acreage - Land Dept. Only, not Incl. City Property	383,207.16	362,960.11
	Total Valuations - do.	\$ 4,251,704.17	\$ 3,945,890.50
	Total Taxes Paid - do.	76,298.49	69,090.25
	Valuation per Acre - "	11.10	10.87
	Taxes Paid per Acre - "	.199	.190
	Proportion of Central Office Chargeable to Lands	\$ 71,959.07	\$ 61,593.01
	Central Office Expense per Acre	.1879	.1697

THE CLEVELAND-CLIFFS IRON COMPANY

LAND DEPARTMENT

COMPARATIVE STATEMENT OF REVENUES FOR YEARS, 1937, 1938 AND 1939

	1939	1938	1937
Tie Mill Deliveries - To Oct. 31, 1938	-	\$ 80,042.37	\$ 228,782.75
Deliveries of Forest Products	\$ 100,898.59	480,886.48	538,126.09
Cook Camp Receipts - To Oct. 31, 1938	-	24,633.81	52,858.57
Retail Yard Deliveries-To Oct. 31, 1938	-	36,290.39	61,173.62
Williams Hotel and Cottages	4,640.71	4,811.26	1,253.42
Grand Island Products Sales	3,680.96	3,947.37	2,757.67
Rented Buildings Earnings	7,340.77	7,490.55	8,696.67
Lot Rents - Pendill Location	1,157.00	1,114.00	569.50
C.I.M.Co. First Addition	1,861.02	1,874.02	1,841.02
C.I.M.Co. Second Addition	717.00	711.00	703.00
C.I.M.Co. Third Addition	3,199.00	3,173.00	3,151.99
C.I.M.Co. Fourth Addition	240.00	240.00	240.00
C.I.M.Co. Fifth Addition	1,171.00	1,171.00	1,199.00
C.I.M.Co. Sixth Addition	285.00	288.00	84.00
C.I.M.Co. Bancroft Location	233.00	247.00	234.00
C.I.M.Co. Nebraska Location	193.00	193.00	158.00
C.I.M.Co. Hard Ore Addition	2,104.25	2,065.50	2,037.75
C.I.M.Co. Hard Ore Location	135.00	135.00	108.75
C.I.M.Co. Hematite Location	35.00	33.00	34.00
Excelsior Iron Co. Addition	22.00	13.00	6.00
Iron Cliffs Co. Salisbury	224.50	220.50	201.50
Iron Cliffs Co. Winthrop	139.75	128.00	126.00
Iron Cliffs Co. Barnum	1,092.00	1,074.00	1,037.00
Jackson Addition	1,254.25	1,254.25	1,248.25
Munising	450.84	447.50	411.50
Pioneer Iron Co. Second	94.00	94.00	95.00
East New York Location	134.00	134.00	148.00
Lake Angeline Location	486.00	475.00	448.00
Gwinn	70.67	48.00	48.00
C.C.I.Co. 1st Addition	510.50	480.00	437.50
C.C.I.Co. Harris Addition	1.00	1.00	1.00
Lobbs Addition	150.00	150.00	100.00
McKenzie Addition	7.00		
Land Rents	9,396.35	9,400.58	9,271.30
Miscellaneous Rentals	25.00	22.47	-
Real Estate Sales	30,423.13	26,866.26	239,225.25
Town Lot Sales	9,566.00	1,974.50	6,400.00
Cordwood Sales - Other Operations	-	-	-
Forest Product Sales - Outside Parties	646.42	730.39	193.23
Stumpage - Logging Operations	4,665.01	45,770.91	97,870.16
Trespass Cases	283.67	377.99	405.07
Timber Sales (Includes 1939 logs to Piqua)	108,615.78	65,718.51	75,292.03
Land Product Sales	2,770.47	2,583.06	2,256.40
Royalties Received	2,159.50	564.70	482.20
Miscellaneous Sales	7,400.00	1,051.10	734.75
Miscellaneous Earnings	802.98	1,143.90	1,140.02
Rental of Equipment	-	-	-
Lot Rents - Chatham			3.00
TOTALS	\$309,282.12	\$810,070.37	\$1,341,590.96

LED:GL-3
2/23/40

THE CLEVELAND - CLIFFS IRON COMPANY
LAND DEPARTMENT

COMPARISON OF PRICES F.O.B. CARS MAIN LINE FOR FOREST PRODUCTS DELIVERIES - 1938 AND 1939.

	UNIT	1939	1938
<u>SAW LOGS:</u>			
Maple	Per M ft.	\$ 17.50	\$ 17.17
Soft Maple	"	17.50	15.00
Birch	"	17.50	18.97
Basswood	"	19.25	15.00
Beech	"	13.00	12.11
Ash	"	16.00	15.00
Elm	"	16.00	15.12
Cherry	"	-	15.00
Oak	"	17.50	-
Hemlock	"	14.00	12.81
Pine	"	-	20.21
Spruce	"	-	15.00
Balsam	"	-	-
Tamarack	"	-	-
Cedar	"	16.00	16.00
Chemical Logs	"	-	9.50
<u>TIES:</u>			
Cedar	Per Piece	.578	.611
Hemlock	do.	-	.516
Pine	"	-	-
Sawed Hardwood			
#4	"	.80	.88
#3	"	.70	.78
#2	"	.60	.68
#1	"	.49	.57
U.R.	"	.37	.45
Tamarack	"	-	-
<u>CEDAR CUTS:</u>			
9 in. & over	"	-	-
7 in. to 8 in.	"	-	-
7 in. & under	"	-	-
Cedar Posts	"	-	11.9
Cedar Poles	"	-	-
<u>PULPWOOD:</u>			
Spruce	Per Cord	-	-
Balsam	do.	-	-
Hemlock	"	-	-
Peeled Balsam	"	-	-
Bark	"	-	-
5 ft. Lagging	"	-	-
7 ft. Lagging	Per 100 Lin.Ft.	.65	.65
Stulls & Cribbing	Per Lin. Ft.	-	-
Spruce Poles	do.	-	-
Mine Poles	Per 100 Lin.Ft.	-	-
8 ft. Hardwood Tie Cuts	Per Piece	-	-
Refuse (Sawdust)	Per Ton	-	-
Piling	Per Lin.Ft.	-	-
Trestle Legs	do.	-	.192

THE CLEVELAND - CLIFFS IRON COMPANY

LAND DEPARTMENT

SHEET #2

COMPARISON OF PRICES F.O.B. CARS MAIN LINE FOR FOREST PRODUCTS DELIVERIES - 1938 AND 1939.

	UNIT	1939	1938
<u>SLABWOOD:</u>			
Hardwood	Per Cord	\$ 3.23	\$ 3.83
Hemlock	do.	-	-
<u>MINE TIMBER:</u>			
Hemlock	Per M ft.	18.89	18.89
Spruce	do.	-	-
Maple	"	21.53	19.80
Birch	"	21.53	19.80
Beech	"	21.53	19.80

WGL:MM-4
2/15/40

UPPER PENINSULA DEVELOPMENT BUREAU:

This organization continues its active work and is being financed not only by popular subscriptions but also from State funds. It is doing good work for the Upper Peninsula of Michigan.

The Land Agent continues as a member of the executive board of this organization and keeps in close touch with its operations.

NORTHERN HEMLOCK AND HARDWOOD MANUFACTURERS ASSOCIATION:
NATIONAL HARDWOOD LUMBER ASSOCIATION:

The Land Agent's membership is continued in these organizations in order to keep in touch with timber owners and lumber manufacturers, and during the year a number of meetings were attended.

NATIONAL FORESTS:

Due to lack of appropriations, the Federal Government acquired very few lands for the National Forests during the past several years. Our company has a considerable acreage of cut-over lands for sale in these National Forests whenever funds are available to the Forest Service for purchase.

FOREST FIRES:

It is a pleasure to be able to report again that we have had no forest fires of importance during the past year, and there was no loss of timber.

TAXES:

The matter of taxes has always been a heavy burden on this Department as our holdings are scattered over such a large area and it requires very close attention on the part of our staff to keep in touch with the taxing and spending officers of the different political divisions. Statements are attached showing the assessed valuations and taxes for the year 1939, as compared with the year 1938.

ALGER COUNTY TAXPAYERS' ASSOCIATION:

This association, which was organized by your Land Agent about twelve years ago, continues to operate in Alger County with excellent results. The annual report of the Manager is attached, and particular attention is called to the reductions of both assessed values and the amount of money raised in this county during the time the association has been operating.

ALGER COUNTY TAXPAYERS' ASSOCIATION
TWELFTH ANNUAL REPORT
FOR THE YEAR ENDING SEPTEMBER 30, 1939

OFFICERS

E. F. Bartels	President
O. E. Brown	Secretary-Treas.
J. I. Keeton	Manager

DIRECTORS

E. F. Bartels	Munising
E. O. Erickson	Munising
J. N. Wallace	Munising
J. M. Bush	Negaunee
P. S. Hamilton	Newberry
C. E. Good	Nahma

ORGANIZED OCTOBER, 1927

ALGER COUNTY TAXPAYERS' ASSOCIATION

TWELFTH ANNUAL REPORT

I N D E X

General Remarks - - - - -	Page 1 -	4
Association Receipts & Disbursements - - - - -		5
Assessed Valuation, Association Members & Others - - -	6	-10
Alger County Tax Rates, 1939 - - - - -		11
Graph Showing Total Tax Rates 1927 to 1939 - - - - -		12
Graph Showing Total Valuation As Assessed & Equalized -		13
Comparative Statement of County, School, & Local Taxes		14
Graph Showing Assessed Valuations 1901 to 1939 - - - -		15
Graph Showing County Tax Levies 1901 to 1939 - - - - -		16
Graph Showing Township & City Tax Levies 1901 to 1939 -		17
Graph Showing School Tax Levies 1901 to 1939 - - - - -		18
Graph Showing Total Tax Levies 1901 to 1939 - - - - -		19
Delinquent Taxes - - - - -		20
Assessed Valuation, Taxes & Expenditures Per Capita - -	21	-24
Graph Showing Expenditures Per Capita - - - - -		25
Alger County General Fund Expenditures - - - - -		26
State Institutional Charges - - - - -	27	-28
Alger County Poor Commission - - - - -		29
Alger County Total Relief Costs - - - - -		30
Alger County Road Commission - - - - -	31	-32
Au Train Township - - - - -		33
Burt Township - - - - -		34
Burt Township Light & Water Operations - - - - -		35
Grand Island Township - - - - -		36
Limestone Township - - - - -		37
Mathias Township - - - - -		38
Munising Township - - - - -		39
Onota Township - - - - -		40
Rock River Township - - - - -		41
Graph Showing Township Expenditures - - - - -		42
Comparative Statement of Twp. Contingent Fund Expenditures		43
City of Munising - - - - -	44	-45
Graph of Munising City Water Department Operations - -		46
Au Train Township Schools - - - - -		47
Burt Township Schools - - - - -		48
Grand Island Township Schools - - - - -		49
Limestone Township Schools - - - - -		50
Mathias Township Schools - - - - -		51
Munising Township Schools - - - - -		52
Onota Township Schools - - - - -		53
Rock River Township Schools - - - - -		54
Graph Showing School Expenditures Per Pupil - - - - -		55
School Income & Per Cent From Each Source - - - - -		56
School Funds Allotted by State and County - - - - -		57
Comparative School Statement - - - - -		58
Bonded & Other Indebtedness - - - - -		59

ALGER COUNTY TAXPAYERS' ASSOCIATION

TWELFTH ANNUAL REPORT

The Association submits herewith the twelfth annual report covering the activities and statistical information of all political units of Alger County.

The Association budget for the year, October 1, 1938, to September 30, 1939, was fixed at \$3,900, the same as for the year previous. Expenditures amounted to \$3,973.20, compared with \$3,813.66 for the previous year, an increase of \$159.54. This increase was, to a large extent, due to loss in fire which occurred April 25, 1939, in the First National Bank Building, where our office is located. Our principal loss consisted of two typewriters, typewriter desk, two chairs, and miscellaneous smaller items. It was necessary to sand and re-varnish the furniture that was not destroyed. Detail of receipts and classification of expenditures are shown on page 5 of this report.

The property valuations of Association members, taken from 1938 assessments, show a decrease of \$111,125.00 as compared with the previous year. The total for this year is \$3,826,665, representing 55.97% of all property in the county. The valuation of the Ford Motor Company is not included, but they made the same contribution as for the year previous, namely \$200.

Through the efforts of the Association, the equalized valuation of Alger County, as fixed by the State Board of Equalization in August each year, was decreased \$200,000 for the year 1939. While there are no state taxes to be distributed against this valuation, it reflects to increase state aid to the schools.

During the ten years from 1929 to 1939, the valuation of Alger County has decreased \$3,310,746, the 1929 valuation being \$10,317,621, and 1939 valuation \$7,006,875. There is a decrease in all units of Alger County with the exception of Grand Island Township. Some of these decreases are accounted for by cuts made in assessing all property in 1932 due to the depression, but the largest part of it is caused by the removal of our largest asset, standing timber. The following figures set this out by units:

	<u>1939</u>	<u>1929</u>	<u>Decrease or Incr.*</u>
Au Train	469,965	1,041,320	571,355
Burt	1,307,855	1,560,840	252,985
Grand Island	249,445	246,745	2,700*
Limestone	285,995	709,960	423,965
Mathias	270,750	496,225	225,475
Munising	607,325	1,303,901	696,576
Onota	667,855	836,615	168,760
Rock River	456,420	605,690	149,270
Munising City	<u>2,691,265</u>	<u>3,516,325</u>	<u>825,060</u>
Total	7,006,875	10,317,621	3,310,746

Taxes levied for all purposes in 1939 amount to \$163,036.30, compared with \$151,266.08 for 1938, an increase of \$11,770.22. This increase is accounted for by county debt tax amounting to \$4,100.00, levied to pay poor relief to Kent County and contracted prior to the fifteen mill amendment. There was also an increase in school debt tax in Burt Township due to large delinquency, and the City of Munising levy increased \$2,469.46.

Taxes returned delinquent for 1938 by the treasurers of the townships and city at settlement time in March amounted to \$24,847.08, or 15.92% of the amount spread on the rolls. This is a small increase over the previous year.

In September the county board called a special election to vote three mills over the fifteen mill limitation for the purpose of liquidating the state institutional debt, which now amounts to \$38,164.42. This increased millage would have run for five years, and would have provided about \$21,000 per year. The Association opposed this increase, and the proposal was defeated. We always urge the county board to take constructive steps to reduce expenditures before asking for more revenue. The county income available for operating purposes for twelve months ending August 31, 1939, was as follows:

General Fund	51,272.09
Poor Fund	<u>9,161.46</u>
Total	60,433.55

Expenditures for hospitalization of indigents, both local and state institutional, costs a considerable amount. Conditions here are not any worse than in other places, and considerably better than in some, but for the last six or seven years expenditures for these purposes have increased. We believe that the new welfare setup will make a considerable saving in this expense, but the administration expense, now entirely up to the county, will about offset this reduction.

Expenditures through the poor fund show a decrease of \$2,397.94 as compared with the previous year. The largest portion of this expense is for the infirmary and physician, medicinal, and hospital expense for indigents, which is not provided for by the Emergency Welfare Relief Commission.

The Emergency Welfare Relief Commission expended a total of \$91,752.56, including federal surplus commodities distributed. This is an increase of \$27,151.75 over the previous year. Alger County provided only \$2,000.00 of this amount during the year. Summary of all relief expenditures shows a total of \$122,585.64, an increase of \$13,728.28 over the previous year.

The Alger County Road Commission spent during the year a total of \$188,163.57, an increase of \$11,153.90 over the previous year. During the last two years the Road Commission have bought much new equipment, most of which was on a deferred payment basis, and have let political consideration into the operations in a number of ways. At the annual meeting of the county board of supervisors held in October, a new Road Commission was appointed, and it is indicated that they will enter into a period of more rational and economic management. Mention of this was made in last year's report, and the statement made that they were having trouble in meeting their payrolls. This condition existed throughout the year 1939.

Construction by the Road Commission during the year was continued with the assistance of the W. P. A., and on a larger scale than previously. During a period of twelve months ending July 31, 1939, expenditures were as follows:

W. P. A. Appropriation, covering labor, materials, and equipment rental	306,393.86
Road Commission Expenditures, covering labor, materials, and equipment rental required from sponsor	<u>56,316.04</u>
Total	362,709.90

The sponsor's contribution amounted to 15.5% of the total expended. Effective January 1, 1940, the sponsor must provide 25% of the total.

The financial condition of the townships is approximately the same as for a number of years past. No township is in any financial difficulty, and all of them have sufficient funds to carry on their necessary functions. The substantial balance which Onota Township had been carrying for a number of years was wiped out through losses on a contract for road maintenance entered into with the county road commission.

The income of the City of Munising available for operating purposes for twelve months ending December 31, 1939, amounted to \$97,079.31, and expenditures were \$96,646.79. There was an increase in income of \$8,396.00. State aid received under the Horton Act from the weight and gas tax funds increased \$11,744.54.

A new fire truck costing \$7,860.00 was purchased on the deferred payment plan, and a gas operated Insley Shovel purchased at a total cost of \$5,800.00 on a rental basis of \$243 per month.

The pumping station operated at a profit of \$4,083.30, a decrease of \$1,506.97 compared with the previous year. Earnings showed a decrease of \$327.47, while operating costs increased \$1,106.74. There was no material change in the amount of water pumped.

The city dock, started during 1938, was finished in the summer of 1939. While the last construction estimate amounting to \$11,331.23 has not been paid due to the necessity for making sure that all material is paid for, the total obligation for this project amounts to \$70,516.07. The funds provided were as follows:

W. P. A. Grant	32,727.00
City Bond Issue	<u>40,000.00</u>
Total	72,727.00

This leaves an unexpended balance of \$2,210.93.

The schools as a whole are not in as good condition as they were at the end of the previous school year. At June 30, 1939, total funds on hand were \$33,217.47, as compared with \$57,577.78 at the beginning of the period. In all units, with the exception of Grand Island, there was a decrease in the cash position.

This drop in school fund balances is on account of decreased income principally in the amount of state aid and delinquent tax collections. Income of school districts for 1939 was \$181,172.22, and for the previous year, \$214,933.31. Expenditures for the period amounted to \$205,532.53, as compared with \$216,426.77 for the previous year.

Comparative statistical statements covering all units are included. The figures in all cases are made up for a period of twelve months, but fiscal years do not end at a uniform time.

We shall be glad to furnish upon request any further information desired.

We thank all members for their cooperation.

Respectfully submitted,

J. I. Keeton, Mgr.

jik/es
2/5/40

ALGER COUNTY TAXPAYERS' ASSOCIATION

STATEMENT OF RECEIPTS AND DISBURSEMENTS FOR THE YEAR ENDING
SEPTEMBER 30, 1939

RECEIPTS

Cleveland Cliffs Iron Co.	1,787.41	
Munising Paper Company	1,033.41	
Bay de Noquet Company	189.94	
Jackson & Tindle, Inc.	97.54	
Piqua Munising Wood Products Co.	83.03	
First National Bank of Alger Co.	51.00	
Michigan Gas & Electric Co.	78.27	
I. Stephenson Company	35.23	
Wisconsin Land & Lumber Co.	53.63	
Peoples State Bank	11.79	
Sam Marks	28.00	
Nick Sigan	65.26	
Ford Motor Company (Contribution)	<u>200.00</u>	
Total		3,714.51

DISBURSEMENTS

Salaries	2,946.00	
Office Rent	120.00	
Office Light	16.73	
Telephone & Telegraph	53.01	
Automobile Mileage	434.80	
Travel	17.29	
Office Supplies & Expense	219.76	
Postage & Box Rent	65.00	
Papers & Periodicals	11.90	
Special Expense	59.78	
Fire Loss	<u>28.93</u>	
Total		3,973.20

Cash on Hand September 30, 1938	441.96	
Total Receipts	<u>3,714.51</u>	
Total Received & On Hand	4,156.47	
Expenditures	<u>3,973.20</u>	
Balance September 30, 1939	183.27	

RECEIPTS BY FISCAL YEARS

1927-28	4,733.03	1933-34	3,200.00
1928-29	5,000.00	1934-35	3,200.00
1929-30	5,018.96	1935-36	3,703.24
1930-31	5,181.04	1936-37	3,901.39
1931-32	4,701.78	1937-38	3,900.00
1932-33	2,000.00	1938-39	3,714.51

ALGER COUNTY TAXPAYERS' ASSOCIATION

STATEMENT SHOWING 1938 ASSESSED VALUATION OF PROPERTY OWNED BY THE
MEMBERS OF THE ALGER COUNTY TAXPAYERS' ASSOCIATION, PROPERTY OWNED
BY OTHERS, AND PERCENTAGES

	<u>VALUATION</u>	<u>PERCENT</u>	<u>PER CENT PREVIOUS YEAR</u>
<u>AU TRAIN TOWNSHIP</u>			
Bay de Noquet Co.	116,230.00	26.12	24.42
Cleveland Cliffs Iron Co.	87,605.00	19.68	18.77
Newberry Lumber & Chemical Co.	18,040.00	4.05	4.59
Munising Paper Co.	200.00	.05	.04
TOTAL TAXPAYERS' ASS'N	222,075.00	49.90	47.82
All Other Property	222,965.00	50.10	52.18
TOTAL AU TRAIN TOWNSHIP	445,040.00	100.00	100.00
<u>BURT TOWNSHIP</u>			
Cleveland Cliffs Iron Co.	819,885.00	62.43	60.61
Jackson & Tindle, Inc.	37,000.00	2.82	3.42
Munising Paper Co.	54,900.00	4.18	4.07
Newberry Lumber & Chemical Co.	136,575.00	10.40	11.20
TOTAL TAXPAYERS' ASS'N	1,048,360.00	79.83	79.30
All Other Property	264,950.00	20.17	20.70
TOTAL BURT TOWNSHIP	1,313,310.00	100.00	100.00
<u>GRAND ISLAND TOWNSHIP</u>			
Cleveland Cliffs Iron Co.	219,270.00	87.90	87.90
All Other Property	30,175.00	12.10	12.10
TOTAL GRAND ISLAND TOWNSHIP	249,445.00	100.00	100.00
<u>LIMESTONE TOWNSHIP</u>			
I. Stephenson Co.	37,325.00	11.96	7.32
Wisconsin Land & Lumber Co.	48,700.00	15.61	17.53
TOTAL TAXPAYERS' ASS'N	86,025.00	27.57	24.85
All Other Property	226,000.00	72.43	75.15
TOTAL LIMESTONE TOWNSHIP	312,025.00	100.00	100.00
<u>MATHIAS TOWNSHIP</u>			
Bay de Noquet Co.	74,525.00	26.68	28.94
Cleveland Cliffs Iron Co.	2,800.00	1.00	.07
TOTAL TAXPAYERS' ASS'N	77,325.00	27.68	29.01
All Other Property	202,025.00	72.32	70.99
TOTAL MATHIAS TOWNSHIP	279,350.00	100.00	100.00

	<u>VALUATION</u>	<u>PERCENT</u>	<u>PER CENT PREVIOUS YEAR</u>
<u>MUNISING TOWNSHIP</u>			
Bay de Noquet Co.	3,525.00	.55	.49
Cleveland Cliffs Iron Co.	404,390.00	63.34	67.05
Michigan Gas & Electric Co.	9,000.00	1.41	1.24
Munising Paper Co.	18,025.00	2.83	2.49
Newberry Lumber & Chemical Co.	30,925.00	4.84	3.44
TOTAL TAXPAYERS' ASS'N	465,865.00	72.97	74.71
All Other Property	172,575.00	27.03	25.29
TOTAL MUNISING TOWNSHIP	638,440.00	100.00	100.00
<u>ONOTA TOWNSHIP</u>			
Cleveland Cliffs Iron Co.	202,300.00	29.86	30.12
Nick Sigen	69,450.00	10.25	10.26
TOTAL TAXPAYERS' ASS'N	271,750.00	40.11	40.38
All Other Property	405,740.00	59.89	59.62
TOTAL ONOTA TOWNSHIP	677,490.00	100.00	100.00
<u>ROCK RIVER TOWNSHIP</u>			
Cleveland Cliffs Iron Co.	835.00	.19	.17
I. Stephenson Co.	4,300.00	1.00	3.07
TOTAL TAXPAYERS' ASS'N	5,135.00	1.19	3.24
All Other Property	425,365.00	98.81	96.76
TOTAL ROCK RIVER TOWNSHIP	430,500.00	100.00	100.00
<u>MUNISING CITY</u>			
Cleveland Cliffs Iron Co.	90,320.00	3.63	3.56
First National Bank of Alger Co.	52,000.00	2.09	2.22
Jackson & Tindle, Inc.	59,610.00	2.39	2.36
Mich. Gas & Electric Co.	74,300.00	2.98	3.04
Munising Paper Co.	1,025,760.00	41.18	42.03
Piqua Munising Wood Products Co.	86,370.00	3.47	3.62
Sam Marks	29,800.00	1.20	1.22
Peoples State Bank	12,700.00	.51	.51
TOTAL TAXPAYERS' ASS'N	1,430,860.00	57.45	58.56
All Other Property	1,059,965.00	42.55	41.44
TOTAL MUNISING CITY	2,490,825.00	100.00	100.00

ALGER COUNTY TAXPAYERS' ASSOCIATION

COMPARATIVE STATEMENT OF THE ASSESSED VALUATIONS OF MEMBERS FOR
1938 AND 1937, SHOWING INCREASES AND DECREASES

	<u>1938</u>	<u>1937</u>	<u>Increase</u>	<u>Decrease</u>
<u>BAY DE NOQUET CO.</u>				
Au Train Twp.	116,230.00	112,595.00	3,635.00	
Mathias Twp.	74,525.00	86,025.00		11,500.00
Munising Twp.	<u>3,525.00</u>	<u>3,525.00</u>		
Total	194,280.00	202,145.00		7,865.00
<u>CLEVELAND CLIFFS IRON CO.</u>				
Au Train Twp.	87,605.00	86,520.00	1,085.00	
Burt Twp.	819,885.00	818,225.00	1,660.00	
Grand Island Twp.	219,270.00	219,270.00		
Mathias Twp.	2,800.00	200.00	2,600.00	
Munising Twp.	404,390.00	486,325.00		81,935.00
Onota Twp.	202,300.00	203,985.00		1,685.00
Rock River Twp.	835.00	755.00	80.00	
Munising City	<u>90,320.00</u>	<u>87,005.00</u>	<u>3,315.00</u>	
Total	1,827,405.00	1,902,285.00		74,880.00
<u>FIRST NATIONAL BANK ALGER CO.</u>				
Munising City	52,000.00	54,275.00		2,275.00
<u>I. STEPHENSON CO.</u>				
Limestone Twp.	37,325.00	23,825.00	13,500.00	
Rock River Twp.	<u>4,300.00</u>	<u>13,670.00</u>		<u>9,370.00</u>
Total	41,625.00	37,495.00	4,130.00	
<u>JACKSON & TINDLE, INC.</u>				
Burt Twp.	37,000.00	46,200.00		9,200.00
Munising City	<u>59,610.00</u>	<u>57,610.00</u>	<u>2,000.00</u>	
Total	96,610.00	103,810.00		7,200.00
<u>NICK SIGAN</u>				
Onota Township	69,450.00	69,450.00		
<u>MICH. GAS & ELECTRIC CO.</u>				
Munising Township	9,000.00	9,000.00		
Munising City	<u>74,300.00</u>	<u>74,300.00</u>		
Total	83,300.00	83,300.00		

	<u>1938</u>	<u>1937</u>	<u>Increase</u>	<u>Decrease</u>
<u>MUNISING PAPER CO.</u>				
Au Train Twp.	200.00	200.00		
Burt Twp.	54,900.00	54,900.00		
Munising Twp.	18,025.00	18,025.00		
Munising City	<u>1,025,760.00</u>	<u>1,026,700.00</u>		<u>940.00</u>
Total	1,098,885.00	1,099,825.00		940.00
<u>PIQUA MUNISING WOOD PROD. CO.</u>				
Munising City	86,370.00	88,370.00		2,000.00
<u>NEWBERRY LUMBER & CHEM. CO.</u>				
Au Train Twp.	18,040.00	21,160.00		3,120.00
Burt Twp.	136,575.00	151,275.00		14,700.00
Munising Twp.	<u>30,925.00</u>	<u>24,975.00</u>	<u>5,950.00</u>	
Total	185,540.00	197,410.00		11,870.00
<u>PEOPLES STATE BANK</u>				
Munising City	12,700.00	12,550.00	150.00	
<u>SAM MARKS</u>				
Munising City	29,800.00	29,800.00		
<u>WISCONSIN LAND & LUMBER CO.</u>				
Limestone Township	48,700.00	57,075.00		8,375.00
GRAND TOTAL	3,826,665.00	3,937,790.00		111,125.00

RECAPITULATION

	<u>VALUATION</u>	<u>PERCENT</u>	<u>PER CENT PREVIOUS YEAR</u>
Bay de Noquet Co.	194,280.00	2.84	2.89
Cleveland Cliffs Iron Co.	1,827,405.00	26.73	27.27
First National Bank of Alger Co.	52,000.00	.76	.78
I. Stephenson Co.	41,625.00	.61	.54
Jackson & Tindle, Inc.	96,610.00	1.41	1.49
Michigan Gas & Electric Co.	83,300.00	1.22	1.19
Munising Paper Company	1,098,885.00	16.07	15.77
Piqua Munising Wood Prod. Co.	86,370.00	1.26	1.27
Peoples State Bank	12,700.00	.19	.18
Sam Marks	29,800.00	.44	.43
Wisconsin Land & Lumber Co.	48,700.00	.71	.82
Newberry Lumber & Chemical Co.	185,540.00	2.71	2.83
Nick Sigan	69,450.00	1.02	1.00
TOTAL TAXPAYERS' ASS'N	3,826,665.00	55.97	56.46
All Other Property	3,009,760.00	44.03	43.54
TOTAL ALGER COUNTY	6,836,425.00	100.00	100.00

ALGER COUNTY

TAXES PER \$1,000.00 ASSESSED VALUATION FOR 1939

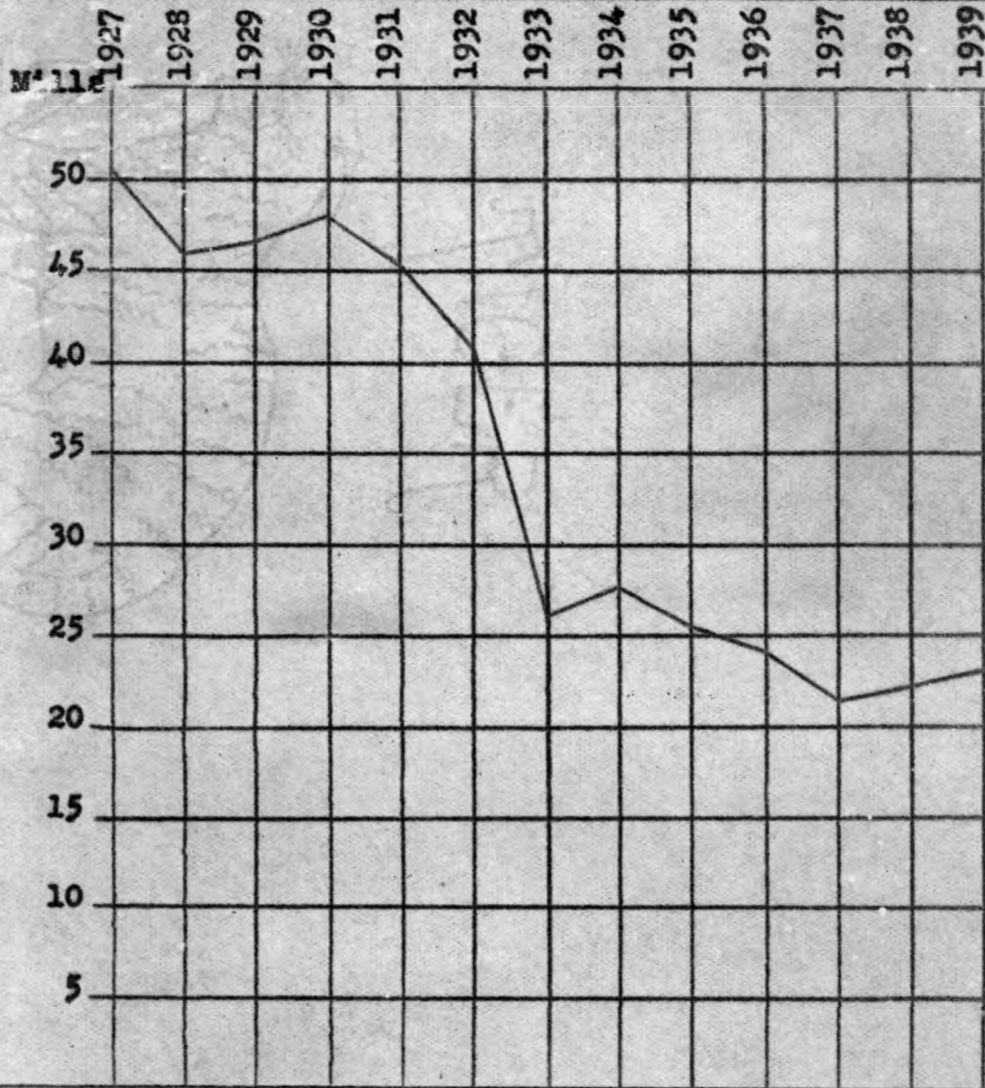
<u>Tax</u>	<u>Au Train</u>	<u>Burt</u>	<u>Grand Isl.</u>	<u>Lime- stone</u>	<u>Ma- thias</u>	<u>Muni- sing</u>	<u>Onota</u>	<u>Rock River</u>	<u>Muni- sing City</u>
County	8.00	8.00	8.00	8.00	8.00	8.00	8.00	8.00	8.00
County Debt	.59	.59	.59	.59	.59	.59	.59	.59	.59
Township	1.50	2.00	-	2.00	2.00	1.75	1.50	1.50	
School	5.50	5.00	4.41	5.00	5.00	5.25	5.50	5.50	5.25
School Debt		7.00							
City									15.06
City Debt									3.30
Total 1939	15.59	22.59	13.00	15.59	15.59	15.59	15.59	15.59	32.20
Total 1938	15.00	20.50	12.00	15.00	15.00	15.00	15.00	15.00	31.84
Total 1937	15.00	17.30	12.00	15.00	15.00	15.00	15.00	15.00	32.43
Total 1936	15.00	22.78	11.70	15.00	15.00	19.34	15.00	15.00	36.14
Total 1935	15.10	23.56	11.20	15.02	15.13	22.90	15.03	15.10	38.74
Total 1934	16.37	23.60	11.54	16.30	38.61	24.42	16.28	16.30	41.53
Total 1933	14.92	25.22	8.08	14.82	36.40	21.78	19.81	14.86	37.41
Total 1932	23.94	35.91	12.80	46.98	81.02	42.64	33.03	40.76	46.71
Total 1931	25.53	46.88	19.45	60.86	64.00	46.84	43.31	48.80	46.09
Total 1930	22.73	46.95	16.09	61.53	62.31	50.49	43.11	59.71	52.10
Total 1929	23.19	46.43	17.02	45.75	60.16	50.38	42.54	72.72	48.76
Total 1928	22.63	45.32	17.80	51.82	46.13	46.18	47.61	69.80	49.62
Total 1927	24.52	48.69	18.53	66.36	46.52	46.22	74.64	72.28	50.83

COMPARATIVE STATEMENT OF TAX LEVIES, VALUATIONS, AND RATES

	<u>Valuation</u>	<u>Total Tax</u>	<u>Rate</u>
1939	7,006,875.00	163,036.30	23.18
1938	6,836,425.00	151,266.08	22.08
1937	6,974,565.00	149,854.00	21.43
1936	7,066,755.00	170,815.01	24.18
1935	7,212,719.00	183,598.80	25.46
1934	7,532,030.00	207,609.49	27.57
1933	7,700,941.00	201,126.42	26.12
1932	7,902,107.00	322,309.53	40.79
1931	9,757,952.00	441,421.20	45.24
1930	9,695,381.00	466,003.03	48.06
1929	10,303,996.00	478,661.04	46.45
1928	11,030,635.00	506,613.82	45.93
1927	11,046,947.00	555,762.93	50.31
1926	12,213,115.00	560,317.24	45.87
Decrease from 1926 to 1939		42.63%	70.90%
			49.47%

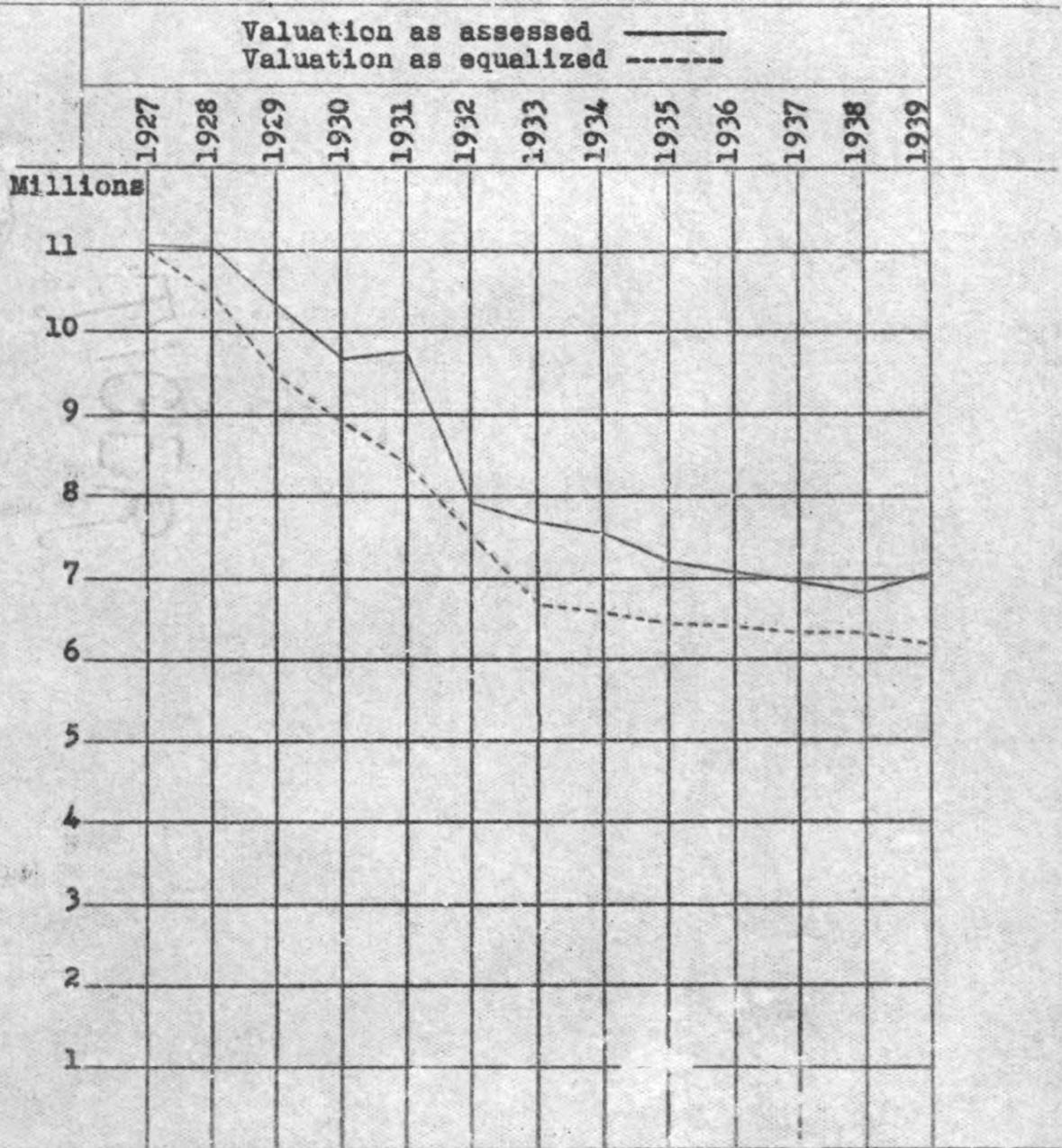
ALGER COUNTY

TOTAL TAX RATES 1927 TO 1939 INCLUSIVE
SHOWN IN MILLS PER \$1,000.00 VALUATION



ALGER COUNTY

TOTAL VALUATION AS ASSESSED AND AS EQUALIZED BY THE STATE BOARD OF EQUALIZATION

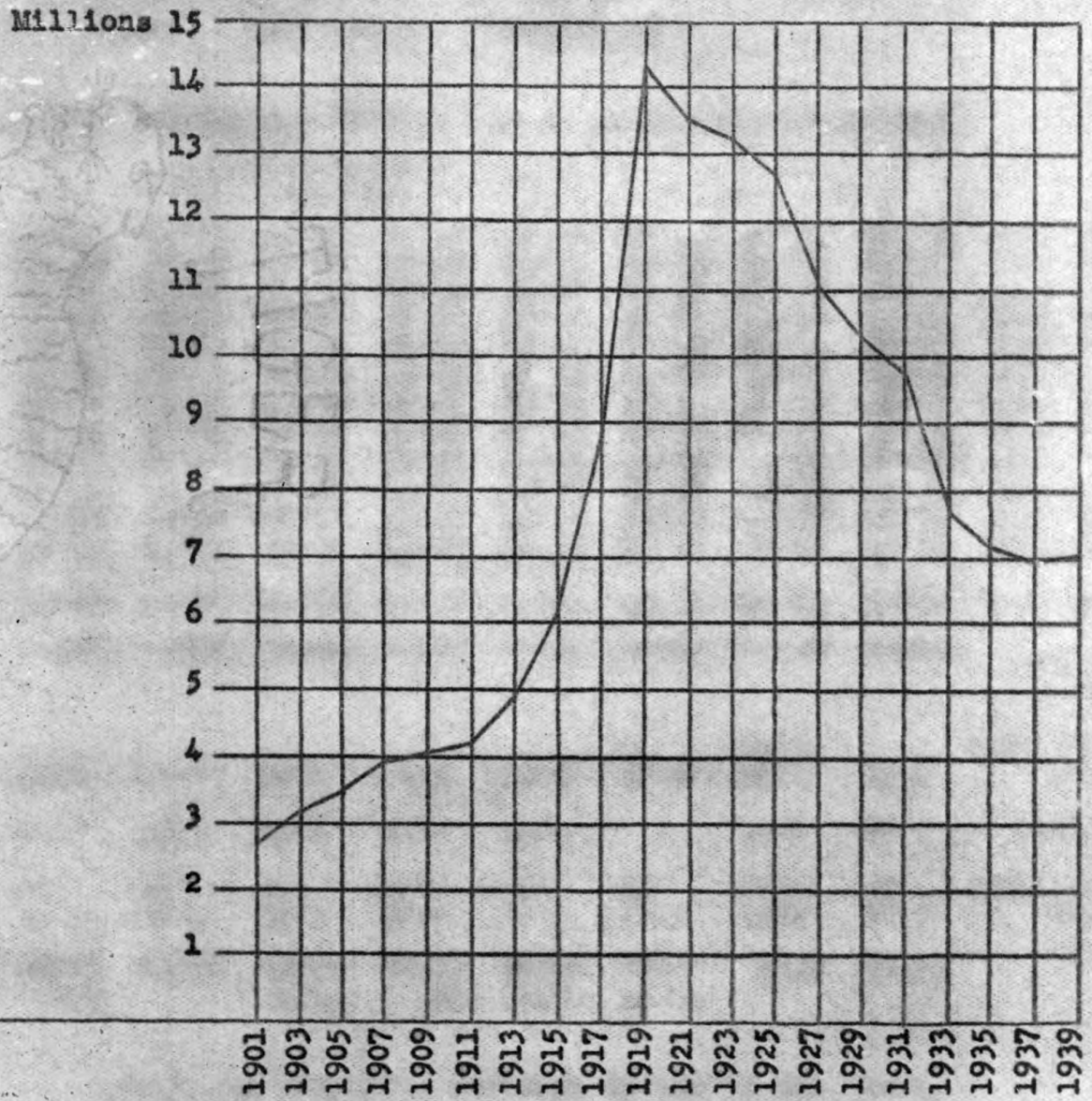


ALGER COUNTY

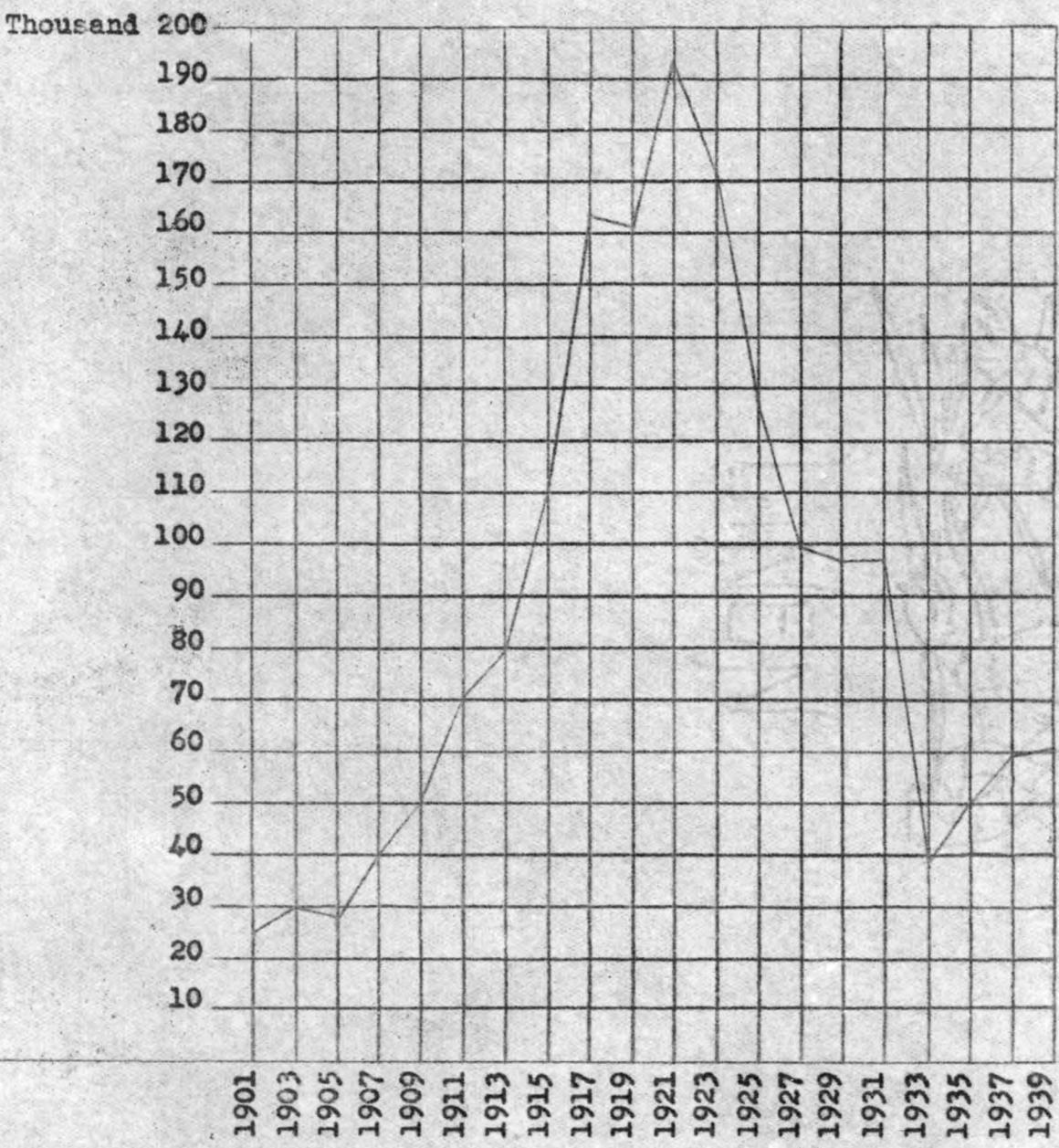
COMPARATIVE STATEMENT OF COUNTY, SCHOOL, AND LOCAL TAXES FOR
1939 AND 1938

	<u>1939</u>	<u>1938</u>	<u>Increase</u>	<u>Decrease</u>
COUNTY TAX				
Au Train Township	4,034.72	3,560.32	474.40	
Burt "	11,228.12	10,506.48	721.64	
Grand Island "	2,141.52	1,995.56	145.96	
Limestone "	2,455.31	2,496.20		40.89
Mathias "	2,324.43	2,234.80	89.63	
Munising "	5,213.96	5,107.52	106.44	
Onota "	5,733.63	5,419.92	313.71	
Rock River "	3,918.43	3,444.00	474.43	
Munising City	<u>23,104.88</u>	<u>19,926.60</u>	<u>3,178.28</u>	
Total	60,155.00	54,691.40	5,463.60	
Per Cent Increase			9.99%	
Rate in Mills	8.59	8.00	.59	
SCHOOL TAX				
Au Train Township	2,584.81	2,225.20	359.61	
Burt "	15,694.29	14,446.40	1,247.89	
Grand Island "	1,100.00	997.78	102.22	
Limestone "	1,429.98	1,560.13		130.15
Mathias "	1,353.75	1,396.75		43.00
Munising "	3,188.46	3,192.20		3.74
Onota "	3,673.20	3,726.20		53.00
Rock River "	2,510.31	2,152.50	357.81	
Munising City	<u>14,129.14</u>	<u>12,454.13</u>	<u>1,675.01</u>	
Total	45,663.94	42,151.29	3,512.65	
Per Cent Increase			8.33%	
Rate in Mills	6.52	6.17	.35	
LOCAL TAX (Inc. Rejected)				
Au Train Township	783.79	929.23		145.44
Burt "	2,705.16	2,046.31	658.85	
Grand Island "	-	34.64		34.64
Limestone "	580.87	655.58		74.71
Mathias "	668.68	562.78	105.90	
Munising "	1,191.05	1,313.92		122.87
Onota "	1,094.82	1,036.99	57.83	
Rock River "	743.59	864.00		120.41
Munising City	<u>49,449.40</u>	<u>46,979.94</u>	<u>2,469.46</u>	
Total	57,217.36	54,423.39	2,793.97	
Per Cent Increase			5.13%	
Rate in Mills	8.07	7.91	.16	
TOTAL TAX	163,036.30	151,266.08	11,770.22	
Per Cent Increase			7.78%	
Rate in Mills	23.18	22.08	1.10	

ALGER COUNTY
ASSESSED VALUATIONS

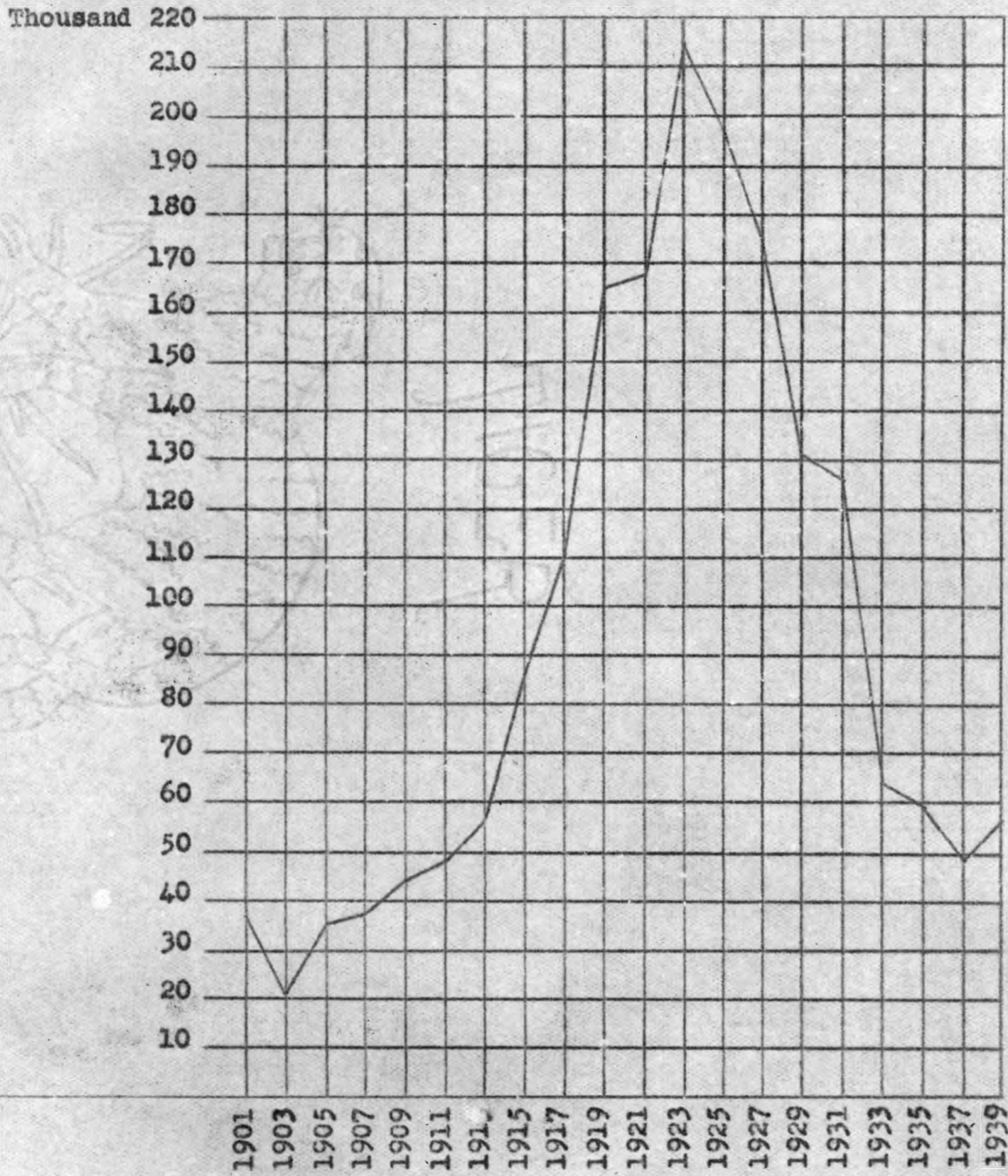


ALGER COUNTY
COUNTY TAX LEVIES

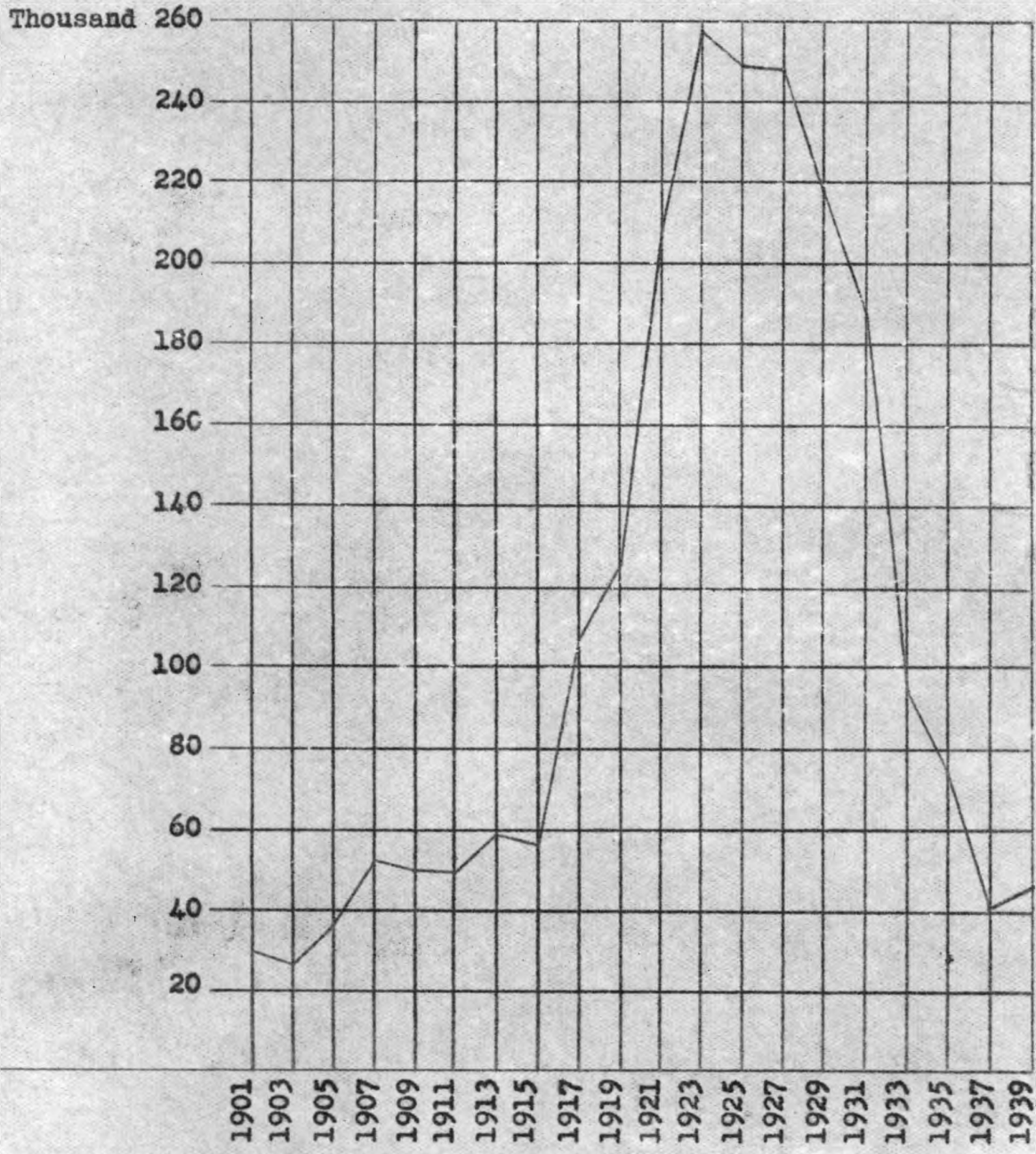


ALGER COUNTY

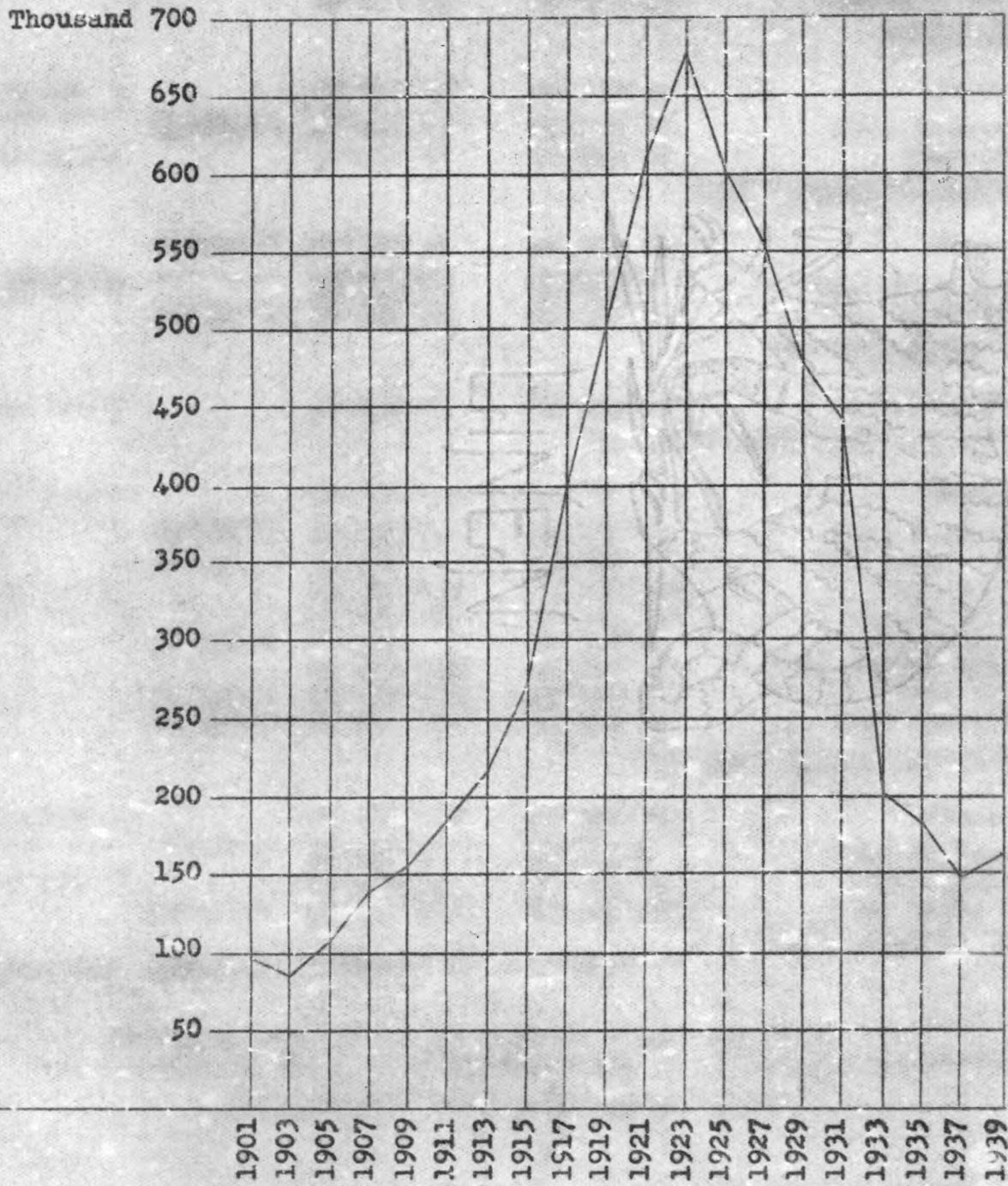
TOWNSHIP & CITY TAX LEVIES



ALGER COUNTY
SCHOOL TAX LEVIES



ALGER COUNTY
TOTAL TAX LEVIES



DELINQUENT TAXES

STATEMENT BY ASSESSMENT DISTRICTS FOR 1938

	<u>TOTAL TAX SPREAD</u>	<u>RETURNED DELINQUENT</u>	<u>PERCENT DELQ.</u>	
			<u>1938</u>	<u>1937</u>
Au Train Township	6,685.13	685.78	10.26	10.09
Burt "	27,134.88	5,746.03	21.18	10.68
Grand Island "	3,045.16	22.80	.75	3.28
Limestone "	4,680.62	1,728.22	36.92	37.03
Mathias "	4,210.75	517.54	12.29	11.64
Munising "	9,657.31	1,536.55	15.91	12.92
Onota "	10,163.51	688.10	6.77	6.40
Rock River "	6,462.90	1,882.65	29.13	31.12
Munising City	<u>84,039.98</u>	<u>12,040.01</u>	<u>14.33</u>	<u>14.69</u>
Total 1938	156,080.24	24,847.68	15.92	
Total 1937	154,053.98	22,073.34	14.33	
" 1936	175,552.27	30,784.70	17.54	
" 1935	188,356.49	34,499.15	18.32	
" 1934	212,326.49	45,234.90	21.30	
" 1933	209,615.37	44,599.72	21.28	
" 1932	327,708.78	172,669.42	52.69	
" 1931	444,731.48	139,292.34	31.32	
" 1930	471,558.17	66,559.66	14.11	
" 1929	481,589.37	59,123.23	12.38	
" 1928	510,180.60	57,926.55	11.35	
" 1927	559,887.05	66,503.38	11.88	

REAL AND PERSONAL DELINQUENT, 1938

Delinquent Real	24,163.91
Delinquent Personal	<u>683.77</u>
Total	24,847.68

ALGER COUNTY

STATEMENT SHOWING 1939 PER CAPITA ASSESSED VALUATIONS, TAX LEVIES,
AND EXPENDITURES BASED ON THE U. S. CENSUS FOR 1930, AND
SUBDIVIDED ACCORDING TO POLITICAL UNITS.

		<u>AMOUNT</u>	<u>PER CAPITA</u> <u>1939</u>	<u>1938</u>
<u>AU TRAIN TOWNSHIP</u>				
Population	536			
Assessed Valuation		469,965.00	876.80	830.30
TAXES LEVIED				
County Tax		4,034.72	7.53	6.64
School Tax		2,584.81	4.82	4.16
Local Tax		<u>783.79</u>	<u>1.46</u>	<u>1.73</u>
Total Taxes		7,403.32	13.81	12.53
EXPENDITURES				
School		9,141.37	17.05	14.71
Local		<u>2,169.65</u>	<u>4.05</u>	<u>3.32</u>
Total Expenditures		11,311.02	21.10	18.03
<u>BURT TOWNSHIP</u>				
Population	518			
Assessed Valuation		1,307,855.00	2,524.82	2,535.35
TAXES LEVIED				
County Tax		11,228.12	21.68	20.28
School Tax		15,694.29	30.30	27.89
Local Tax		<u>2,705.16</u>	<u>5.22</u>	<u>3.95</u>
Total Taxes		29,627.57	57.20	52.12
EXPENDITURES				
School		24,096.35	46.52	48.83
Local		<u>14,431.63</u>	<u>27.86</u>	<u>23.09</u>
Total Expenditures		38,527.98	74.38	71.92
<u>GRAND ISLAND TOWNSHIP</u>				
Population	24			
Assessed Valuation		249,445.00	10,393.54	10,393.54
TAXES LEVIED				
County Tax		2,141.52	89.23	83.15
School Tax		1,100.00	45.83	41.58
Local Tax		<u>-</u>	<u>-</u>	<u>1.44</u>
Total Taxes		3,241.52	135.06	126.17
EXPENDITURES				
School		883.84	36.82	37.85
Local		<u>382.00</u>	<u>15.92</u>	<u>14.08</u>
Total Expenditures		1,265.84	52.74	51.93

		AMOUNT	PER CAPITA	
			1939	1938
<u>LIMESTONE TOWNSHIP</u>				
Population	671			
Assessed Valuation		285,995.00	426.22	465.01
TAXES LEVIED				
County Tax		2,455.31	3.66	3.72
School Tax		1,429.98	2.13	2.32
Local Tax		580.87	.87	.98
Total Taxes		4,466.16	6.66	7.02
EXPENDITURES				
School		11,813.48	17.61	21.50
Local		2,468.37	3.67	3.29
Total Expenditures		14,281.85	21.28	24.79
<u>MATHIAS TOWNSHIP</u>				
Population	844			
Assessed Valuation		270,750.00	320.79	330.98
TAXES LEVIED				
County Tax		2,324.43	2.76	2.65
School Tax		1,353.75	1.60	1.65
Local Tax		668.68	.79	.67
Total Taxes		4,346.86	5.15	4.97
EXPENDITURES				
School		23,186.18	27.48	31.42
Local		1,767.01	2.09	2.74
Total Expenditures		24,953.19	29.57	34.16
<u>MUNISING TOWNSHIP</u>				
Population	833			
Assessed Valuation		607,325.00	729.08	766.43
TAXES LEVIED				
County Tax		5,213.96	6.26	6.13
School Tax		3,188.46	3.83	3.83
Local Tax		1,191.05	1.43	1.58
Total Taxes		9,593.47	11.52	11.54
EXPENDITURES				
School (1)		16,250.42	19.51	20.31
Local		3,641.70	4.37	5.78
Total Expenditures		19,892.12	23.88	26.09

(1) School expense pro-rated with Munising City.

		<u>AMOUNT</u>	<u>PER CAPITA</u>	
			1939	1938
<u>ONOTA TOWNSHIP</u>				
Population	212			
Assessed Valuation		667,855.00	3,150.26	3,195.71
TAXES LEVIED				
County Tax		5,733.63	27.05	25.57
School Tax		3,673.20	17.33	17.58
Local Tax		<u>1,094.82</u>	<u>5.16</u>	<u>4.89</u>
Total Taxes		10,501.65	49.54	48.04
EXPENDITURES				
School		5,731.42	27.03	29.35
Local		<u>7,139.14</u>	<u>33.68</u>	<u>9.33</u>
Total Expenditures		12,870.56	60.71	38.68
<u>ROCK RIVER TOWNSHIP</u>				
Population	1,733			
Assessed Valuation		456,420.00	263.37	248.41
TAXES LEVIED				
County Tax		3,918.43	2.26	1.99
School Tax		2,510.31	1.45	1.24
Local Tax		<u>743.59</u>	<u>.43</u>	<u>.50</u>
Total Taxes		7,172.33	4.14	3.73
EXPENDITURES				
School		34,254.44	19.77	18.47
Local		<u>3,622.18</u>	<u>2.09</u>	<u>1.17</u>
Total Expenditures		37,876.62	21.86	19.64
<u>MUNISING CITY</u>				
Population	3,956			
Assessed Valuation		2,691,265.00	680.30	629.63
TAXES LEVIED				
County Tax		23,104.88	5.84	5.04
School Tax		14,129.14	3.57	3.16
Local Tax		<u>49,449.40</u>	<u>12.50</u>	<u>11.86</u>
Total Taxes		86,683.42	21.91	20.06
EXPENDITURES				
School (1)		77,175.03	19.51	20.31
Local		<u>96,646.79</u>	<u>24.43</u>	<u>23.80</u>
Total Expenditures		173,821.82	43.94	44.11

(1) School expense pro-rated with Munising Township.

<u>ALGER COUNTY</u>		<u>AMOUNT</u>	<u>PER CAPITA</u>	
			<u>1939</u>	<u>1938</u>
Population	9,327			
Assessed Valuation		7,006,875.00	751.25	732.97
<u>TAXES LEVIED</u>				
County Tax		60,155.00	6.45	5.86
School Tax		45,663.94	4.90	4.52
Local Tax		<u>57,217.36</u>	<u>6.13</u>	<u>5.84</u>
Total Taxes		163,036.30	17.48	16.22
<u>EXPENDITURES</u>				
School		202,532.53	21.71	22.57
Township and City		132,268.47	14.18	13.03
County				
General Fund		43,510.48	4.67	6.58
Poor Fund		18,380.50	1.97	2.21
Road Fund		<u>188,163.57</u>	<u>20.17</u>	<u>18.98</u>
Total Expenditures		584,855.55	62.70	63.37

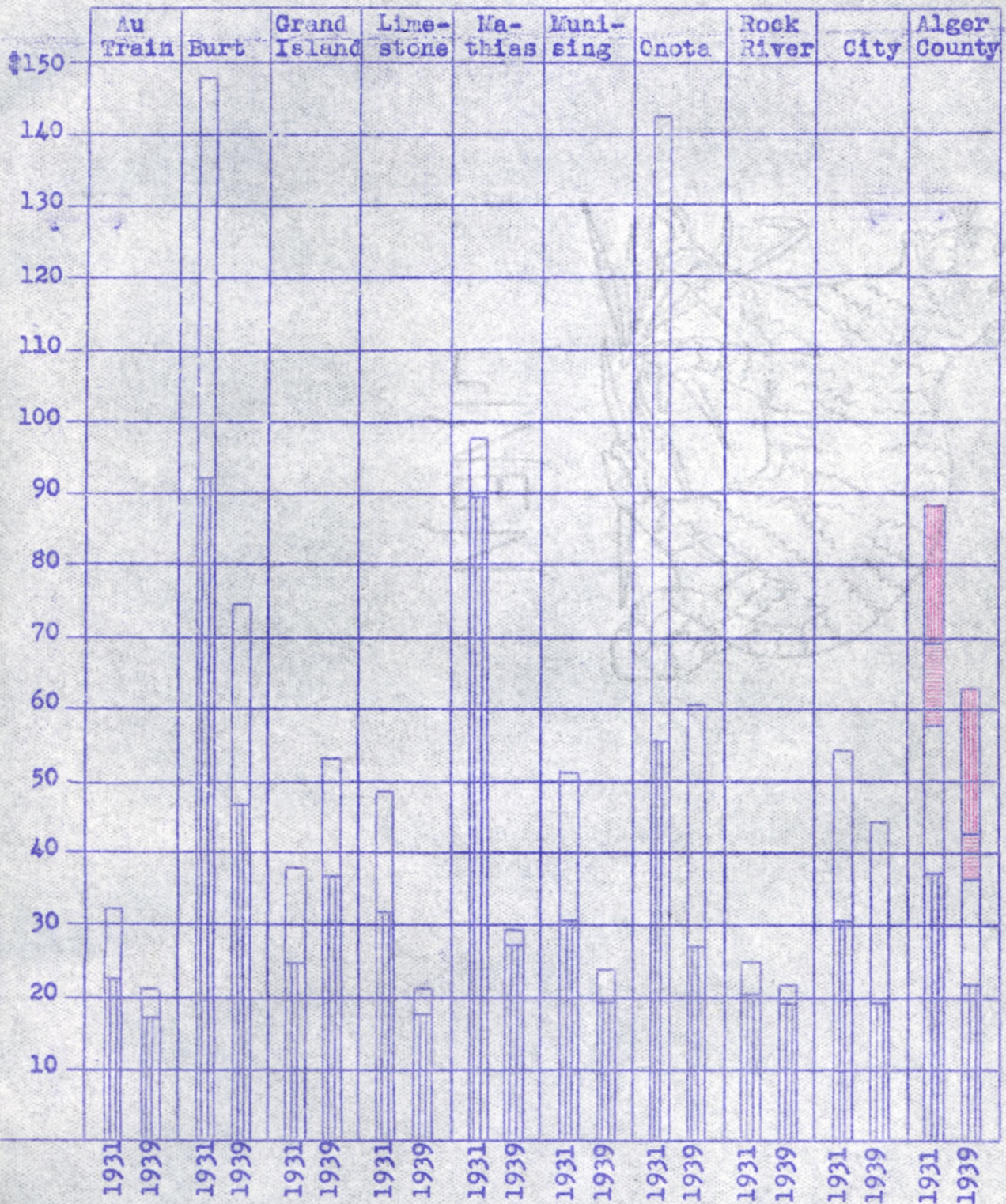
In compiling these figures each unit is figured for a period of twelve months, but fiscal periods do not end at a uniform time. The following is a comparison of expenditures for the two years:

	<u>1939</u>	<u>1938</u>	<u>Increase</u>	<u>Decrease</u>
School	202,532.53	210,547.35		8,014.82
Township & City	132,268.47	121,544.51	10,723.96	
County General Fund	43,510.48	61,406.08		17,895.60
County Poor Fund	18,380.50	20,588.08		2,207.58
County Road Fund	<u>188,163.57</u>	<u>177,009.67</u>	<u>11,153.90</u>	
Total	584,855.55	591,095.69		6,240.14
Per Cent Decrease				.011

ALGER COUNTY

EXPENDITURES PER CAPITA FOR ALL UNITS AND COUNTY AVERAGE

School  County 
 Township & City  County Road 



ALGER COUNTYCOMPARATIVE STATEMENT OF GENERAL FUND RECEIPTS & EXPENDITURES FOR
YEARS ENDING AUGUST 31, 1939, AND AUGUST 31, 1938

	<u>1939</u>	<u>1938</u>	<u>Increase</u>	<u>Decrease</u>
<u>RECEIPTS</u>				
Current Taxes	39,664.50	39,947.05		282.55
Delinquent Taxes	3,553.54	12,152.30		8,598.76
Mortgage Tax	-	1,784.00		1,784.00
Sundries	3,582.28	2,255.31	1,326.97	
Transfers from Debt Funds	<u>4,471.77</u>	<u>13,987.83</u>		<u>9,516.06</u>
Total Receipts	51,272.09	70,126.49		18,854.40
Balance to Begin	<u>1,397.26</u>	<u>723.15*</u>	<u>2,120.41</u>	
Total Recd & On Hand	52,669.35	69,403.34		16,733.99
<u>EXPENDITURES</u>				
Circuit Court	2,836.10	3,867.25		1,031.15
Justice Court	679.85	1,098.79		418.94
Board of Supervisors				
Mileage & Per Diem	914.70	914.24	.46	
Appropriations	721.63	1,044.69		323.06
Miscellaneous	1,186.66	1,623.51		436.85
Emergency Relief Comm.	2,200.00	2,400.00		200.00
Court House & Grounds	3,225.76	4,413.16		1,187.40
Probate Court	4,138.16	5,095.66		957.50
Sheriff	4,572.56	8,490.61		3,918.05
Clerk & Register Deeds	3,076.91	2,783.01	293.90	
Treasurer	3,136.12	3,271.16		135.04
Prosecuting Attorney	2,694.79	2,752.47		57.68
School Commissioner	1,440.98	1,582.71		141.73
Coroner	352.79	348.05	4.74	
Poor Commission	1,731.17	629.10	1,102.07	
Elections	1,142.02	21.14	1,120.88	
Contagious Disease	4,313.79	6,257.01		1,943.22
Miscellaneous	674.72	825.69		150.97
State Institutions	<u>4,471.77</u>	<u>13,987.83</u>		<u>9,516.06</u>
Total Expense	43,510.48	61,406.08		17,895.60
Transfer, Poor Fund	8,750.00	6,600.00	2,150.00	
Sundry Adjustment	<u>3.99</u>	<u>-</u>	<u>3.99</u>	
Total Expenditures	52,264.47	68,006.08		15,741.61
Balance to End	404.88	1,397.26		992.38
Bills Payable Aug. 31	8,073.52	961.18	7,112.34	

*Denotes Deficit

ALGER COUNTY

STATE INSTITUTIONAL CHARGES FOR YEAR ENDING SEPTEMBER 30, 1939,
 COMPARED WITH YEAR ENDING SEPTEMBER 30, 1938

	<u>1939</u>	<u>1938</u>	<u>Increase</u>	<u>Decrease</u>
<u>NEWBERRY STATE HOSPITAL</u>				
Quarter ending Dec. 31	445.40	680.40		235.00
March 31	301.75	631.30		379.55
June 30	427.55	683.50		260.95
Sept. 30	493.00	647.70		154.70
	<u>1,667.70</u>	<u>2,697.90</u>		<u>1,030.20</u>
<u>UNIVERSITY HOSPITAL</u>				
Quarter ending Dec. 31	682.90	1,692.63		1,009.73
March 31	2,335.26	1,606.62	728.64	
June 30	2,021.45	975.63	1,045.82	
Sept. 30	684.42	2,265.68		1,581.26
	<u>5,724.03</u>	<u>6,540.56</u>		<u>816.53</u>
<u>UNIV. HOSPITAL, TREATMENT T.B.</u>				
Quarter ending Dec. 31	-	288.23		288.23
March 31	-	273.00		273.00
June 30	131.83	163.20		31.37
	<u>131.83</u>	<u>724.43</u>		<u>592.60</u>
<u>HOWELL SANATORIUM</u>				
Quarter ending Dec. 31	295.80	428.97		133.17
March 31	277.25	348.00		70.75
June 30	251.50	436.30		184.80
Sept. 30	116.00	327.78		211.78
	<u>940.55</u>	<u>1,541.05</u>		<u>600.50</u>
<u>MICH. HOME & TRAINING SCHOOL</u>				
Quarter ending Dec. 31	-	46.20		46.20
March 31	43.31	-	43.31	
June 30	64.61	-	64.61	
Sept. 30	74.52	-	74.52	
	<u>182.44</u>	<u>46.20</u>	<u>136.24</u>	
<u>MICH. SCHOOL FOR DEAF</u>				
Quarter ending June 30	-	31.50		31.50
Sept. 30	15.16	-	15.16	
	<u>15.16</u>	<u>31.50</u>		<u>16.34</u>

STATE INSTITUTIONAL CHARGES, Continued

	<u>1939</u>	<u>1938</u>	<u>Increase</u>	<u>Decrease</u>
<u>NO. MICH. CHILDREN'S CLINIC</u>				
Quarter ending Dec. 31	-	60.00		60.00
March 31	64.00	-	64.00	
June 30	152.00	-	152.00	
Sept. 30	-	<u>706.50</u>		<u>706.50</u>
	<u>216.00</u>	<u>766.50</u>		<u>550.50</u>
<u>MUNISING HOSPITAL</u>				
Quarter ending March 31	-	294.50		294.50
<u>NO. MICH. TUBERCULOSIS SANATORIUM</u>				
Quarter ending March 31	-	13.00		13.00
June 30	61.00	76.00		15.00
Sept. 30	<u>92.00</u>	-	<u>92.00</u>	
	<u>153.00</u>	<u>89.00</u>	<u>64.00</u>	
<u>TRANSPORTATION OF CHILDREN</u>				
Quarter ending June 30	-	24.21		24.21
Sept. 30	-	<u>1.25</u>		<u>1.25</u>
	-	25.46		25.46
TOTAL FOR YEAR	9,030.71	12,757.10		3,726.39

Total charges from state institutions from January 1, 1932, to September 30, 1939	86,721.38
Paid Auditor General	<u>48,556.96</u>
Amount due and unpaid state institutions	38,164.42

ALGER COUNTY POOR COMMISSION

COMPARATIVE STATEMENT OF EXPENDITURES FOR YEAR ENDING SEPTEMBER 30,
1939, AND SEPTEMBER 30, 1938

	<u>1939</u>	<u>1938</u>	<u>Increase</u>	<u>Decrease</u>
<u>INFIRMARY</u>				
Keeper & Matron	1,440.00	1,440.00		
Other Labor	1,225.53	952.89	272.64	
Clothing	248.04	355.32		87.28
Food	700.41	809.76		109.35
Medical Attendance	204.51	140.18	64.33	
Funeral Expense	-	50.75		50.75
Transportation	62.60	120.56		57.96
Furniture & Supplies	193.23	136.42	56.81	
Fuel and Light	667.33	377.52	289.81	
Gas, Oil, & Car Repairs	490.91	4.13	486.78	
New Equipment	381.55	331.02	50.53	
Farm Expense	943.33	716.50	226.83	
Blag & Equipment Repairs	375.68	361.02	14.66	
Sundries	370.28	384.34		14.06
Insurance	21.08	-	21.08	
Total Infirmary	7,324.48	6,160.41	1,164.07	
Average No. Inmates	33	34		1
Cost Per Inmate	221.95	181.19	40.76	
<u>INDIGENT POOR</u>				
Medical & Hospital	6,717.01	8,000.34		1,283.33
Funeral Expense	1,401.92	925.00	476.92	
Food & Provisions	580.73	1,821.51		1,240.78
Fuel	11.00	20.34		9.34
Clothing	157.73	263.02		105.29
Rent	65.38	51.00	14.38	
Transportation	473.40	1,002.74		529.34
Other Expense	<u>1,648.85</u>	<u>2,343.72</u>		<u>694.87</u>
Total Indigent Poor	11,056.02	14,427.67		3,371.65
TOTAL EXPENDITURES	18,380.50	20,588.08		2,207.58
Collections	<u>1,584.45</u>	<u>1,394.09</u>	<u>190.36</u>	
NET EXPENDITURES	16,796.05	19,193.99		2,397.94

ALGER COUNTYCOMPARATIVE RELIEF COSTS FOR TWELVE MONTHS ENDING SEPTEMBER 30,
1939, AND SEPTEMBER 30, 1938

	<u>1939</u>	<u>1938</u>	<u>Increase</u>	<u>Decrease</u>
<u>EMERGENCY RELIEF COMM.</u>				
Direct Relief	51,474.01	42,733.56	8,740.45	
Administration	<u>9,244.45</u>	<u>6,678.85</u>	<u>2,565.60</u>	
Total Cash Expended	60,718.46	49,412.41	11,306.05	
Federal Surplus Com- modities Distributed	<u>31,034.10</u>	<u>15,188.40</u>	<u>15,845.70</u>	
Total Emergency Relief	91,752.56	64,600.81	27,151.75	
Maximum Case Load	467	414	53	
Minimum Case Load	292	117	175	
Average Case Load	372	302	70	
Source of Funds				
Local	2,000.00	2,400.00		400.00
State & Federal	<u>58,718.46</u>	<u>47,012.41</u>	<u>11,706.05</u>	
Total	60,718.46	49,412.41	11,306.05	

SUMMARY OF RELIEF EXPENDITURES

Emergency Relief	91,752.56	64,600.81	27,151.75	
Alger Co. Poor Comm.	18,380.50	20,588.08		2,207.58
Alger County Board	7,980.81	9,680.64		1,699.83
State Institutions	<u>4,471.77</u>	<u>13,987.83</u>		<u>9,516.06</u>
Total	122,585.64	108,857.36	13,728.28	

ALGER COUNTY ROAD COMMISSION

COMPARATIVE STATEMENT OF RECEIPTS AND EXPENDITURES FOR TWELVE
MONTHS ENDING SEPTEMBER 30, 1939, AND SEPTEMBER 30, 1938

	<u>1939</u>	<u>1938</u>	<u>Increase</u>	<u>Decrease</u>
BALANCE TO BEGIN	5,157.50	26,750.24		21,592.74
<u>RECEIPTS</u>				
Delinquent Tax	60.99	289.90		228.91
State Maintenance	93,368.40	59,479.74	33,888.66	
Weight Tax	54,298.63	63,431.81		9,133.18
Gas Tax	3,865.91	7,188.07		3,322.16
McNitt Act	27,781.13	13,890.57	13,890.56	
Snow Removal	4,324.47	5,083.88		759.41
Repairs State Equipment	333.71	138.91	194.80	
Gas Discts & Tax Refund	97.95	1,099.37		1,001.42
Compensation Ins. "	284.68	666.28		381.60
Sundries	1,611.01	4,148.40		2,537.39
Total Receipts	186,026.88	155,416.93	30,609.95	
Total Recd & On Hand	191,184.38	182,167.17	9,017.21	
<u>EXPENDITURES</u>	<u>188,163.57</u>	<u>177,009.67</u>	<u>11,153.90</u>	
BALANCE TO END	3,020.81	5,157.50		2,136.69
<u>CLASSIFICATION OF EXPENDITURES</u>				
State Trunk Lines	36,617.17	33,023.63	3,593.54	
Equipment Repairs	28,575.92	21,859.56	6,716.36	
Building Maintenance	6,452.62	4,882.98	2,069.64	
Machinery & Tools	1,400.34	1,063.68	336.66	
Material in Stock	22,878.69	25,633.98		2,755.29
New Equipment	25,197.88	28,042.82		2,844.94
General Expense	13,892.65	14,998.66		1,106.01
Co. & Twp. Roads				
Au Train Township	4,594.82	3,004.55	1,590.27	
Burt "	5,102.99	5,704.55		601.56
Grand Island "	178.26	522.95		344.69
Limestone "	7,067.39	4,858.79	2,208.60	
Mathias "	1,995.59	4,617.49		2,621.90
Munising "	6,043.36	11,846.15		5,802.79
Onota "	3,454.83	1,610.81	1,844.02	
Rock River "	13,063.60	10,470.82	2,592.78	
Eben-Trenary Road	1,109.27	1,368.25		258.98
Tile Mfg.	2,038.19	-	2,038.19	
City of Munising				
Horton Funds	8,500.00	4,000.00	4,500.00	
TOTAL EXPENDITURES	188,163.57	177,009.67	11,153.90	

ALGER COUNTY ROAD COMMISSION (Continued)

DETAIL OF PAYMENTS ON NEW EQUIPMENT FOR YEAR ENDING
SEPTEMBER 30, 1939

Trucks-	No. 64 FWD	538.54
	No. 65 FWD	538.55
	No. 68 FWD	3,292.66
	No. 69 FWD	3,600.00
	No. 72 Ford Dump	1,331.27
	No. 73 Chevrolet Dump	1,286.61
	No. 74 Ford Pickup	347.93
	No. 75 " "	446.23
	No. 76 " "	573.53
	No. 77 " "	350.00
	No. 78	2.40
	No. 79 Oshkosh	384.83
	No. 80 FWD	381.87
Tractors-	No. 70 Caterpillar	3,169.00
	No. 71 International	4,143.57
Plows-	No. 322	850.67
	No. 323	872.96
	No. 324	10.80
	No. 325	500.13
	No. 326	373.80
Ozone Machine		435.00
Sprinkler No. 501		170.05
Sprinkler Engine		118.00
Sander No. 425		275.00
Sander No. 426		146.98
Mower No. 427		149.56
Snogo 68		61.46
Trailer 423		48.95
Machinery & Tools		<u>797.53</u>
	Total	25,197.88

AU TRAIN TOWNSHIP

Leslie Kellan, Supervisor
Frank Carrier, Clerk

John Posio, Treasurer
Alex Johnson, Highway Commr.

Receipts and disbursements for the year ending April 1, 1939, compared with the previous year are as follows:

	<u>1939</u>	<u>1938</u>	<u>Increase</u>	<u>Decrease</u>
BALANCE TO BEGIN	1,002.96	1,329.72		326.76
<u>RECEIPTS</u>				
Delinquent Taxes	124.92	651.37		526.45
Homestead & Swamp Tax	48.46	41.47	6.99	
Liquor Licenses	669.37	467.50	201.87	
Tax Levy	765.53	275.56	489.97	
Sundries	-	18.55		18.55
Total Receipts	1,608.28	1,454.45	153.83	
Total Recd & On Hand	2,611.24	2,784.17		172.93
<u>EXPENDITURES</u>				
Contingent Fund	2,169.65	1,781.21	388.44	
<u>BALANCE TO END</u>	441.59	1,002.96		561.37

Assessed valuation and taxes levied for 1939 compared with 1938:

ASSESSED VALUATION

Real Property	420,705	394,440	26,265	
Personal Property	49,260	50,600		1,340
Total	469,965	445,040	24,925	

TAXES LEVIED

County Tax	3,759.72	3,560.32	199.40	
County Debt Tax	275.00	-	275.00	
Township Tax	704.95	890.08		185.13
School Tax	2,584.81	2,225.20	359.61	
Rejected Tax	78.84	39.15	39.69	
Total	7,403.32	6,714.75	688.57	

COMPARATIVE TOTAL TOWNSHIP EXPENDITURES

Year ending April 1, 1939	2,169.65
1938	1,781.21
1937	2,207.59
1936	1,764.97
1935	2,041.50
1934	1,814.43
1933	3,160.41
1932	4,302.34
1931	5,109.47
1930	5,939.08
1929	4,169.61

BURT TOWNSHIP

James Thompson, Supervisor Rex Block, Treasurer
 Alfred Lundquist, Clerk

Receipts and disbursements for the year ending April 1, 1939, compared with the previous year are as follows:

	<u>1939</u>	<u>1938</u>	<u>Increase</u>	<u>Decrease</u>
BALANCE TO BEGIN	3,018.94	666.65	2,352.29	
<u>RECEIPTS</u>				
Delinquent Taxes	921.87	6,206.35		5,284.48
Tax Levy	1,619.18	979.29	639.89	
Homestead & Swamp Tax	140.66	119.69	20.97	
Light & Water Collections	8,250.49	6,226.38	2,024.11	
Liquor Licenses	616.25	552.50	63.75	
Gas & Power Tax Refunds	6.60	126.13		119.53
Sundries	102.08	100.00	2.08	
Total Receipts	11,657.13	14,310.34		2,653.21
Total Recd & On Hand	14,676.07	14,976.99		300.92
<u>EXPENDITURES</u>				
Contingent Fund	5,461.53	5,924.74		463.21
Light & Water Fund	8,970.10	6,033.31	2,936.79	
Total Expenditures	14,431.63	11,958.05	2,473.58	
<u>BALANCE TO END</u>	<u>244.44</u>	<u>3,018.94</u>		<u>2,774.50</u>

Assessed valuation and taxes levied for 1939 compared with 1938:

ASSESSED VALUATION

Real Property	1,293,455	1,298,310		4,855
Personal Property	14,400	15,000		600
Total	1,307,855	1,313,310		5,455

TAXES LEVIED

County Tax	10,462.84	10,506.48		43.64
County Debt Tax	765.28	-	765.28	
Township Tax	2,615.71	1,969.97	645.74	
School Tax	6,539.29	7,223.20		683.91
School Debt Tax	9,155.00	7,223.20	1,931.80	
Rejected Tax	89.45	76.34	13.11	
Total	29,627.57	26,999.19	2,628.38	

COMPARATIVE TOTAL TOWNSHIP EXPENDITURES

Year ending April 1, 1939	14,431.63
1938	11,958.05
1937	22,719.73
1936	9,325.22
1935	8,939.52
1934	9,832.18
1933	13,733.69
1932	27,080.78
1931	28,608.92
1930	24,821.68
1929	17,999.20

BURT TOWNSHIP LIGHT & WATER PLANT

STATEMENT OF OPERATIONS FOR YEAR ENDING MARCH 31, 1939

BALANCE TO BEGIN		349.20
RECEIPTS		
Light & Water Collections	6,151.49	
Street Lighting Service	600.00	
Hydrant Rental (2 years)	1,349.00	
Gasoline Tax Refunds	6.60	
Sale of Scrap Copper Wire	87.08	
Advance on Lights	<u>150.00</u>	
Total Receipts		<u>8,344.17</u>
Total Received & On Hand		8,693.37
DISBURSEMENTS		
Station Labor	2,475.00	
Fuel Oil, Gasoline, Lubricants	2,435.79	
Supplies, Repairs etc.	304.72	
Insurance	139.04	
Telephone, Printing, Stationery	38.75	
Freight & Express	41.02	
Wood for Plant	<u>10.00</u>	
Total Operating Expense		<u>5,444.32</u>
PROFIT from Operations		3,249.05
LESS CAPITAL INVESTMENT		
Engine Installation & Lines-Material	1,662.17	
Labor	688.60	
Expense Transportation New Unit	260.96	
New Poles	138.50	
Meters & Transformers	275.55	
Payment on Diesel Unit	<u>500.00</u>	
Total Investment		<u>3,525.78</u>
BALANCE TO END - <u>DEFICIT</u>		276.73

GRAND ISLAND TOWNSHIP

John Lezotte, Supervisor Aaron Powell, Treasurer
 Nona Lezotte, Clerk

Receipts and disbursements for the year ending April 1, 1939, compared with the previous year are as follows:

	<u>1939</u>	<u>1938</u>	<u>Increase</u>	<u>Decrease</u>
BALANCE TO BEGIN	509.48	315.79	193.69	
<u>RECEIPTS</u>				
Delinquent Taxes	22.20	1.02	21.18	
Tax Levy	5.73	243.67		237.94
Dance Hall & Liquor Licenses	255.00	286.87		31.87
Old Bank Account Transfer	<u>163.49</u>	-	<u>163.49</u>	
Total Receipts	446.42	531.56		85.14
Total Recd & On Hand	955.90	847.35	108.55	
<u>EXPENDITURES</u>				
Contingent Fund	382.00	337.87	44.13	
<u>BALANCE TO END</u>	573.90	509.48	64.42	

Assessed valuation and taxes levied for 1939 compared with 1938:

ASSESSED VALUATION

Real Property	224,945	224,945
Personal Property	<u>24,500</u>	<u>24,500</u>
Total	249,445	249,445

TAXES LEVIED

County Tax	1,995.56	1,995.56		
County Debt Tax	145.96	-	145.96	
School Tax	1,100.00	997.78	102.22	
Rejected Tax	-	<u>34.64</u>		<u>34.64</u>
Total	3,241.52	3,027.98	213.54	

COMPARATIVE TOTAL TOWNSHIP EXPENDITURES

Year ending April 1, 1939	382.00
1938	337.87
1937	360.47
1936	340.62
1935	324.52
1934	261.00
1933	387.89
1932	486.95
1931	323.81
1930	569.19
1929	418.20

LIMESTONE TOWNSHIP

Frank Coaster, Supervisor Sigrid Kivimaki, Treasurer
Ludwig Lustick, Clerk

Receipts and disbursements for the year ending April 1, 1939, compared with the previous year are as follows:

	<u>1939</u>	<u>1938</u>	<u>Increase</u>	<u>Decrease</u>
BALANCE TO BEGIN	2,633.22	1,451.76	1,181.46	
<u>RECEIPTS</u>				
Delinquent Taxes	551.48	2,629.68		2,078.20
Tax Levy	362.34	212.61	149.73	
Homestead & Swamp Tax	114.78	285.90		171.12
Liquor Licenses	595.00	212.50	382.50	
Sundries	16.00	45.25		29.25
<u>Total Receipts</u>	<u>1,639.60</u>	<u>3,385.94</u>		<u>1,746.34</u>
Total Recd & On Hand	4,272.82	4,837.70		564.88
<u>EXPENDITURES</u>				
Contingent Fund	2,468.37	2,204.48	263.89	
<u>BALANCE TO END</u>	<u>1,804.45</u>	<u>2,633.22</u>		<u>828.77</u>

Assessed valuation and taxes for 1939 compared with 1938:

<u>ASSESSSED VALUATION</u>				
Real Property	246,495	246,395	100	
Personal Property	39,500	65,630		26,130
<u>Total</u>	<u>285,995</u>	<u>312,025</u>		<u>26,030</u>
<u>TAXES LEVIED</u>				
County Tax	2,287.96	2,496.20		208.24
County Debt Tax	167.35	-	167.35	
Township Tax	571.99	624.05		52.06
School Tax	1,429.98	1,560.13		130.15
Rejected Tax	8.88	31.53		22.65
<u>Total</u>	<u>4,466.16</u>	<u>4,711.91</u>		<u>245.75</u>

COMPARATIVE TOTAL TOWNSHIP EXPENDITURES

Year ending April 1, 1939	2,468.37
1938	2,204.48
1937	1,676.69
1936	1,774.25
1935	3,304.17
1934	2,494.16
1933	4,468.52
1932	8,300.85
1931	11,188.19
1930	13,013.16
1929	10,473.27

MATHIAS TOWNSHIP

Ben Gregg, Supervisor

Edmond Oulette, Treasurer

William Hytinen, Clerk

Receipts and disbursements for the year ending April 1, 1939, compared with the previous year are as follows:

	<u>1939</u>	<u>1938</u>	<u>Increase</u>	<u>Decrease</u>
BALANCE TO BEGIN	1,288.92	1,119.33	169.59	
<u>RECEIPTS</u>				
Delinquent Taxes	392.73	365.86		473.13
Tax Levy	498.42	268.24	230.18	
Homestead & Swamp Tax	70.68	123.44		52.76
Liquor Licenses	765.00	658.75	106.25	
Settlement, Clayton Stevens	-	513.19		513.19
Sundries	-	51.21		51.21
Total Receipts	1,726.83	2,480.69		753.86
Total Recd & On Hand	3,015.75	3,600.02		584.27
<u>EXPENDITURES</u>				
Contingent Fund	1,767.01	1,986.10		219.09
Road Repair Fund	-	325.00		325.00
Total Expenditures	1,767.01	2,311.10		544.09
<u>BALANCE TO END</u>	1,248.74	1,288.92		40.18

Assessed valuation and taxes levied for 1939 compared with 1938:

ASSESSED VALUATION

Real Property	249,400	249,700	300
Personal Property	21,350	29,650	8,300
Total	270,750	279,350	8,600

TAXES LEVIED

County Tax	2,166.00	2,234.80	68.80
County Debt Tax	158.43	-	158.43
Township Tax	541.50	558.70	17.20
School Tax	1,353.75	1,396.75	43.00
Rejected Tax	127.18	4.08	123.10
Total	4,346.86	4,194.33	152.53

COMPARATIVE TOTAL TOWNSHIP EXPENDITURES

Year ending April 1, 1939	1,767.01
1938	2,311.10
1937	1,961.92
1936	4,888.78
1935	3,162.10
1934	2,223.21
1933	3,667.31
1932	6,377.97
1931	6,846.89
1930	5,962.66
1929	9,209.17

MUNISING TOWNSHIP

Rupert Nelson, Supervisor John L. Carr, Treasurer
Donald Minier, Clerk

Receipts and disbursements for the year ending April 1, 1939, compared with the previous year are as follows:

	<u>1939</u>	<u>1938</u>	<u>Increase</u>	<u>Decrease</u>
BALANCE TO BEGIN	1,796.82	2,702.97		906.15
<u>RECEIPTS</u>				
Delinquent Taxes	397.06	2,018.62		1,621.56
Tax Levy	1,081.24	550.97	530.27	
Homestead & Swamp Tax	280.46	309.29		28.83
Game Protection Fund	110.15	120.95		10.80
Liquor Licenses	935.00	807.50	127.50	
Sundries	159.34	98.10	61.24	
Total Receipts	2,963.25	3,905.43		942.18
Total Recd & On Hand	4,760.07	6,608.40		1,848.33
<u>EXPENDITURES</u>				
Contingent Fund	3,641.70	4,811.58		1,169.88
<u>BALANCE TO END</u>	1,118.37	1,796.82		678.45

Assessed valuation and taxes levied for 1939 compared with 1938:

ASSESSED VALUATION

Real Property	547,725	568,865		21,140
Personal Property	59,600	69,575		9,975
Total	607,325	638,440		31,115

TAXES LEVIED

County Tax	4,858.60	5,107.52		248.92
County Debt Tax	355.36	-	355.36	
Township Tax	1,062.82	1,276.88		214.06
School Tax	3,188.46	3,192.20		3.74
Rejected Tax	128.23	37.04	91.19	
Total	9,593.47	9,613.64		20.17

COMPARATIVE TOTAL TOWNSHIP EXPENDITURES

Year ending April 1, 1939	3,641.70
1938	4,811.58
1937	3,957.06
1936	3,418.75
1935	2,417.65
1934	4,074.71
1933	8,836.72
1932	17,339.32
1931	17,401.19
1930	16,476.40
1929	19,038.88

ONOTA TOWNSHIP

Fred Lindquist, Supervisor Signe Lake, Treasurer
Carl Maki, Clerk

Receipts and disbursements for the year ending April 1, 1939,
compared with the previous year are as follows:

	<u>1939</u>	<u>1938</u>	<u>Increase</u>	<u>Decrease</u>
BALANCE TO BEGIN	5,455.37	5,877.44		422.07
<u>RECEIPTS</u>				
Delinquent Taxes	431.40	629.49		198.09
Tax Levy	927.69	631.11	296.58	
Homestead & Swamp Tax	56.38	97.73		41.35
Road Maintenance	1,139.28	-	1,139.28	
Liquor Licenses	170.00	159.37	10.63	
Sundries	46.56	37.21	9.35	
Total Receipts	2,771.31	1,554.91	1,216.40	
Total Recd & On Hand	8,226.68	7,432.35	794.33	
<u>EXPENDITURES</u>				
Contingent Fund	7,139.14	1,976.98	5,162.16	
<u>BALANCE TO END</u>	1,087.54	5,455.37		4,367.83

Assessed valuation and taxes levied for 1939 compared with 1938:

ASSESSED VALUATION

Real Property	660,055	665,765	5,710
Personal Property	7,800	11,725	3,925
Total	667,855	677,490	9,635

TAXES LEVIED

County Tax	5,342.84	5,419.92	77.08
County Debt Tax	390.79	-	390.79
Township Tax	1,001.78	1,016.23	14.45
School Tax	3,673.20	3,726.20	53.00
Rejected Tax	93.04	20.76	72.28
Total	10,501.65	10,183.11	318.54

COMPARATIVE TOTAL TOWNSHIP EXPENDITURES

Year ending April 1, 1939	7,139.14
1938	1,976.98
1937	1,867.21
1936	1,410.25
1935	3,038.02
1934	5,894.39
1933	5,543.76
1932	21,594.41
1931	18,377.90
1930	17,130.98
1929	20,358.01

ROCK RIVER TOWNSHIP

Joseph Hill, Supervisor
John Salminen, Clerk

Walter Erickson, Treasurer
John Hogan, Highway Commr.

Receipts and disbursements for the year ending April 1, 1939, compared with the previous year are as follows:

	<u>1939</u>	<u>1938</u>	<u>Increase</u>	<u>Decrease</u>
BALANCE TO BEGIN	5,976.90	5,405.49	571.41	
<u>RECEIPTS</u>				
Delinquent Taxes	1,416.06	1,348.43	67.63	
Tax Levy	611.28	304.69	306.59	
Homestead & Swamp Tax	59.21	104.77		45.56
Liquor Licenses	765.00	658.75	106.25	
Sundries	161.67	175.70		14.03
Total Receipts	3,013.22	2,592.34	420.88	
Total Recd & On Hand	8,990.12	7,997.83	992.29	
<u>EXPENDITURES</u>				
Contingent Fund	3,622.18	1,900.03	1,722.15	
Highway Fund	-	120.90		120.90
Total Expenditures	3,622.18	2,020.93	1,601.25	
BALANCE TO END	5,367.94	5,976.90		608.96

Assessed valuation and taxes levied for 1939 compared with 1938:

ASSESSED VALUATION

Real Property	382,270	380,100	2,170
Personal Property	74,150	50,400	23,750
Total	456,420	430,500	25,920

TAXES LEVIED

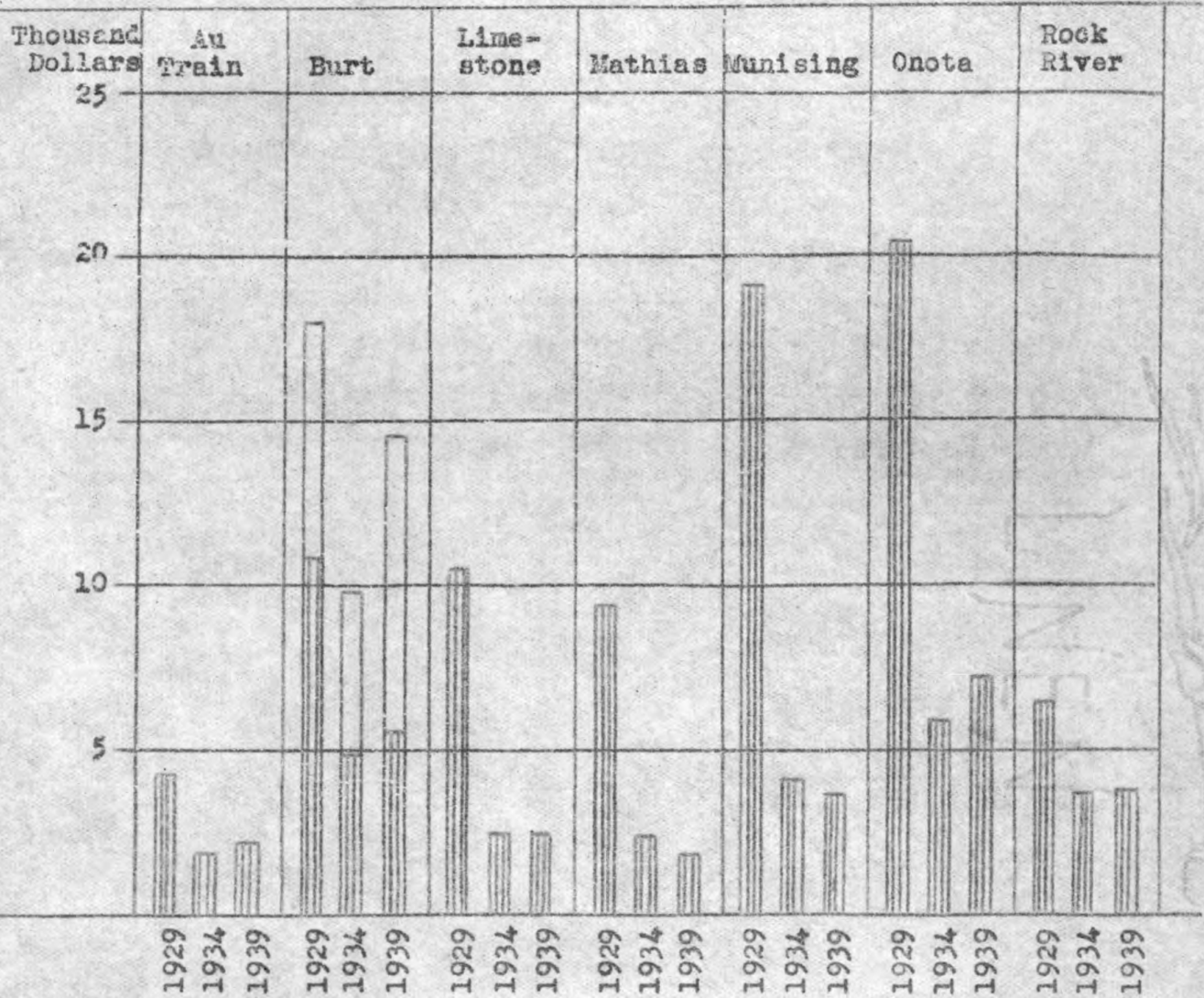
County Tax	3,651.36	3,444.00	207.36
County Debt Tax	267.07	-	267.07
Township Tax	684.63	861.00	176.37
School Tax	2,510.31	2,152.50	357.81
Rejected Tax	58.96	3.00	55.96
Total	7,172.33	6,460.50	711.83



COMPARATIVE TOTAL TOWNSHIP EXPENDITURES

Year ending April 1, 1939	3,622.18
1938	2,020.93
1937	2,044.29
1936	2,491.40
1935	3,223.71
1934	3,524.42
1933	6,266.44
1932	7,844.33
1931	8,441.09
1930	6,413.14
1929	6,440.40

ALGER COUNTY

TOWNSHIP EXPENDITURES FOR YEARS ENDING APRIL 30,
1929, 1934, AND 1939



Burt Twp.-
 General Expense 
 Light & Water 

ALGER COUNTY

COMPARATIVE STATEMENT OF TOWNSHIP CONTINGENT FUND EXPENDITURES FOR FISCAL YEAR ENDING MARCH 31, 1939

	<u>Au Train</u>	<u>Burt</u>	<u>Grand Island</u>	<u>Lime- stone</u>	<u>Mathias</u>	<u>Mani- sing</u>	<u>Onota</u>	<u>Rock River</u>	<u>Total</u>	<u>Total Prev.Yr.</u>
Supervisor (includes tax & asst. rolls)	320.00	730.90	110.00	513.00	400.00	764.00	510.00	641.53	3990.23	3693.39
Clerk	373.00	643.20	65.00	389.00	300.00	439.00	504.23	436.50	3149.93	2948.02
Highway Commissioner	12.00							16.00	28.00	362.50
Justices of Peace	68.00	149.95	12.00	113.00	56.00	166.00	143.60	83.00	791.55	906.81
Board of Review	30.00	80.00	12.00	66.00	24.00	146.00	55.00	48.93	461.93	385.00
Health Officer	59.60	112.50		50.00	50.00	25.00		82.00	379.10	235.86
Treasurer	58.00	168.30	37.00	177.00	40.00	151.00	85.25	174.00	890.35	724.29
Elections	343.00	200.98	63.50	350.05	155.25	468.56	183.05	321.18	2085.57	1077.64
Office Supp. & Prtg.	22.76	29.41		67.70	18.35	63.82	16.44	37.55	256.03	290.17
Postage & Telephone	35.17	78.10		6.60		15.45	1.30	27.45	164.07	119.58
Insurance & Bonds	25.00	99.39	35.00	55.00	101.50	72.05	15.00	78.10	481.04	508.95
Town Hall	52.20	1.60	40.00	151.82	45.32	53.36	720.59	76.40	1141.29	1626.16
Fire Protection		1730.15				40.00			1770.15	168.82
Grasshopper Poison				6.20				190.48	196.68	195.90
Audit		91.70		45.00		50.00	55.00	40.00	281.70	272.85
Park Improvement		311.18				223.95		2.35	537.48	1439.46
Cemetery	139.38			208.60	199.27	101.32	10.80	828.04	1487.41	2924.70
Poor Relief				1.86				112.00	113.86	179.15
Sundries	9.94	117.77	6.50	168.54	68.31	85.00	7.00	22.00	485.06	752.95
Legal Expense					34.01	85.10	98.28		217.39	
Office Equipment				99.00		100.00		41.44	240.44	
Street Lights	100.00	600.00			275.00	577.09		158.65	1710.74	1208.14
Road Improvement		316.40				15.00	1610.95	58.00	2000.35	942.65
Road Equipment							2428.70		2428.70	
Electric Line	521.60								521.60	
W.P.A. Project							693.95	146.78	840.73	
TOTAL	2169.65	5461.53	382.00	2468.37	1767.01	3641.70	7139.14	3622.18	26651.58	20922.99
Total Prev. Year	1781.21	5924.74	337.87	2204.48	1986.10	4811.58	1976.98	1900.03	20922.99	

CITY OF MUNISING

John Hannah, Mayor

Harry Burrows, Commissioner

Harry Nelson, Commissioner

Receipts and disbursements for the year ending December 31, 1939, compared with the previous year are as follows:

	<u>1939</u>	<u>1938</u>	<u>Increase</u>	<u>Decrease</u>
BALANCE TO BEGIN YEAR	6,640.08	12,099.08		5,459.00
<u>RECEIPTS</u>				
Current Taxes	43,198.09	41,047.46	2,150.63	
Delinquent Taxes	9,630.09	14,204.05		4,573.96
Water Service	12,539.06	12,435.79	103.27	
Special Assessments	519.98	385.49	134.49	
State Aid, Horton Act	17,744.54	6,000.00	11,744.54	
Liquor Licenses	3,442.50	3,963.12		520.62
Dock, Fire Hall, & Sewer				
Construction Funds	7,167.01	6,015.02	1,151.99	
Coal Fund Transfer	-	2,140.70		2,140.70
Cemetery Lots & Fees	620.00	719.50		99.50
Miscellaneous	2,218.04	1,772.18	445.86	
Total Receipts	97,079.31	88,683.31	8,396.00	
Total Recd & On Hand	103,719.39	100,782.39	2,937.00	
<u>DISBURSEMENTS</u>				
General Fund	10,888.90	11,696.12		807.22
Street Fund	48,368.73	46,521.97	1,846.76	
Fire Fund	7,654.91	6,283.59	1,371.32	
Water Fund	11,755.73	10,605.14	1,150.59	
Police Fund	5,824.44	5,335.90	488.54	
Park & Cemetery Fund	3,356.27	6,543.18		3,186.91
Sinking Fund	8,775.00	5,975.00	2,800.00	
Spec. Assts Refunded	22.81	1,181.41		1,158.60
Total Disbursements	96,646.79	94,142.31	2,504.48	
BALANCE TO END YEAR	7,072.60	6,640.08	432.52	

Assessed Valuation and Taxes Levied for 1939 compared with 1938:

ASSESSED VALUATION

Real Property	2,029,765	2,012,200	17,565
Personal Property	661,500	478,625	182,875
Total	2,691,265	2,490,825	200,440

TAXES LEVIED

County Tax	21,530.12	19,926.60	1,603.52	
County Debt Tax	1,574.76	-	1,574.76	
City Tax	40,515.00	37,300.00	3,215.00	
City Debt Tax	8,885.00	9,600.00		715.00
School Tax	14,129.14	12,454.13	1,675.01	
Rejected Tax	49.40	79.94		30.54
Total	86,683.42	79,360.67	7,322.75	

CITY OF MUNISING (Continued)

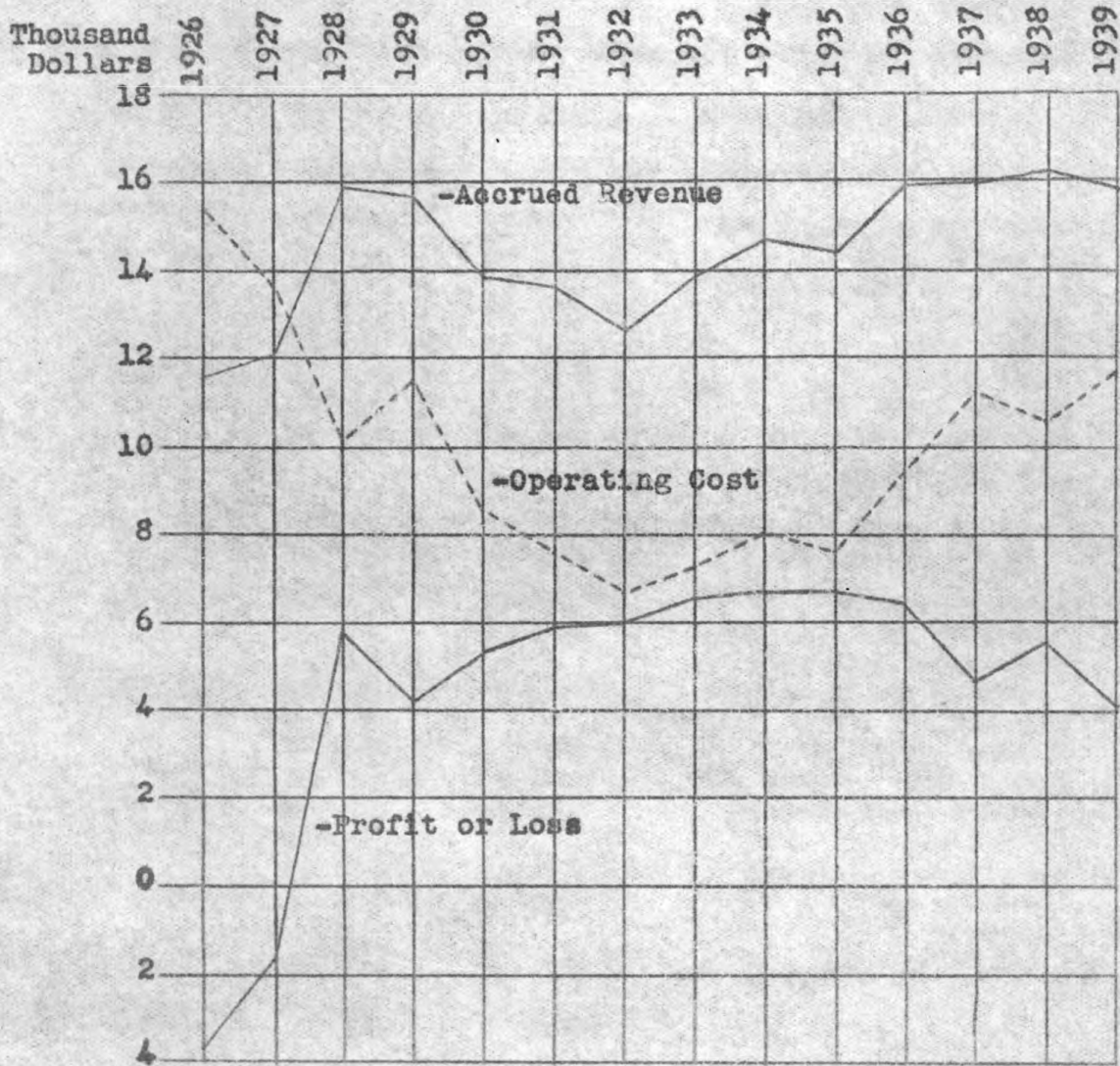
Comparative statement of operating the pumping plant for the two years is as follows:

	<u>1939</u>	<u>1938</u>	<u>Increase</u>	<u>Decrease</u>
<u>EXPENSE</u>				
Labor at Plant	653.40	653.40		
Power	5,248.60	5,090.75	157.85	
Other Costs	<u>5,830.53</u>	<u>4,881.64</u>	<u>948.89</u>	
Total	11,732.53	10,625.79	1,106.74	
<u>ACCRUED EARNINGS</u>				
Metered Consumers	16,242.00	16,629.47		387.47
Hydrant Rental	1,250.00	1,250.00		
Other Revenue	<u>372.00</u>	<u>312.00</u>	<u>60.00</u>	
Total	17,864.00	18,191.47		327.47
GROSS PROFIT	6,131.47	7,565.68		1,434.21
Less Discount	<u>2,048.17</u>	<u>1,975.41</u>	<u>72.76</u>	
NET PROFIT	4,083.30	5,590.27		1,506.97
<u>STATISTICS</u>				
Gallons Pumped	118,864,000	114,776,000	4,088,000	
Gallons Sold	<u>97,195,000</u>	<u>99,172,000</u>		<u>1,977,000</u>
Gallons Lost in Distribution	21,669,000	15,604,000	6,065,000	
Loss, Per Cent	18.23	13.59	4.64	
Power Used KWH	149,960	145,450	4,510	
Cash Collections	12,539.02	12,435.79	103.23	

MUNISING CITY WATER DEPARTMENT

Accrued Revenue ———
 Operating Cost - - - - -
 Profit or Loss ———

Construction costs
 not included
 1927 2,305.41
 1928 3,048.79
 1929 13,183.14



AU TRAIN TOWNSHIP SCHOOLS

STATEMENT FOR THE YEAR ENDING JUNE 30, 1939

BOARD OF EDUCATION

Dolf Doucette, President
Mrs. A. W. Bovan, Secretary

Mrs. Ida Endahl, Treasurer
Albert R. Bovan, Trustee
Russell Boogren, Trustee

RECEIPTS

Balance July 1, 1938	3,318.18
Current Taxes	1,999.75
Delinquent Taxes	350.60
Primary School Fund	2,338.77
Primary Supplement Fund	1,489.02
Equalization Fund	344.14
Library Fund	53.15
Homestead & Swamp Tax	222.14
National Forest Reserve Fund	256.80
Sales & Refunds	87.71
Total	10,460.26

Cost Per
Average Membership

EXPENDITURES

		1939	1938
Teachers' Salaries	2,880.00	27.96	32.36
Library	38.00	.37	.55
Transportation	2,186.10	21.22	24.20
Capital Outlay	901.51	8.75	5.65
General Purposes	3,195.76	30.44	25.83
Total	9,141.37	88.74	88.59
BALANCE June 30, 1939	1,318.89		

STATISTICS

Assessed Valuation, 1938	445,040.00		
School Tax Levy	2,225.20	21.60	28.49
Tax Rate in Mills	5.00		
Bonded Indebtedness	None		
Pupils Per Census	149		
Average Membership	103		
Average Daily Attendance	95		
No. Teachers Employed	3		
Membership Per Teacher	34		
Average Salary Per Teacher	960.00		
No. Schools Operated	2		
State Classification	Township Unit		

COMPARATIVE TOTAL EXPENDITURES

Year ending June 30, 1939	9,141.37	1934	9,082.67
1938	7,884.86	1933	6,639.43
1937	6,560.66	1932	11,424.65
1936	6,981.85	1931	12,047.23
1935	7,660.49		

BURT TOWNSHIP SCHOOLS

STATEMENT FOR THE YEAR ENDING JUNE 30, 1939

BOARD OF EDUCATION

Albert LaCombe, President
Ora Endress, Secretary

Adolph Meldrum, Treasurer
John A. Peterson, Trustee
R. E. Schneider, Trustee

RECEIPTS

Balance July 1, 1938	13,484.39
Current Taxes	11,468.02
Delinquent Taxes	2,138.90
Primary School Fund	3,118.36
Primary Supplement Fund	1,442.10
Tuition Fund	815.97
Vocational Aid	3,032.50
Library Fund	70.86
Homestead & Swamp Tax	1,079.68
Game Protection Fund	70.40
Sales & Refunds	<u>44.85</u>
Total	36,766.03

Cost Per	
Average Membership	
1939	1938

EXPENDITURES

Teachers' Salaries	10,709.00	56.36	60.53
Library	199.68	1.05	1.19
Transportation	1,143.43	6.02	13.49
Capital Outlay	332.94	1.75	1.26
General Purposes	6,461.30	34.01	45.35
Interest on Loans	-	-	.94
Interest on Bonds	<u>5,250.00</u>	<u>27.63</u>	<u>33.38</u>
Total Operating	24,096.35	126.82	156.14
Bonds Redeemed	<u>3,000.00</u>		
Total	27,096.35		

BALANCE June 30, 1939 9,669.68

STATISTICS

Assessed Valuation, 1938	1,313,310.00		
School Tax Levy	14,446.40	76.03	64.35
Tax Rate in Mills	11.00		
Bonded Indebtedness	97,000.00		
Pupils Per Census	215		
Average Membership	190		
Average Daily Attendance	171		
No. Teachers Employed	8		
Membership Per Teacher	24		
Average Salary Per Teacher	1,338.63		
No. Schools Operated	1		
State Classification	Rural Agricultural		

COMPARATIVE TOTAL EXPENDITURES

Year ending June 30, 1939	27,096.35	1935	36,946.65
1938	31,174.77	1934	36,062.78
1937	42,298.94	1933	19,590.60
1936	24,260.44		

GRAND ISLAND TOWNSHIP SCHOOLS

STATEMENT FOR THE YEAR ENDING JUNE 30, 1939

BOARD OF EDUCATION

W. C. Powell, President
Chas. V. Johnson, Secretary

Sandra Johnson, Treasurer
Harry Powell, Trustee

RECEIPTS

Balance July 1, 1938	122.06
Current Taxes	1,001.72
Primary School Fund	<u>63.64</u>
Total	1,187.42

EXPENDITURES

Transportation	712.50
General Purposes	<u>171.34</u>
Total	883.84

BALANCE June 30, 1939 303.58

STATISTICS

Assessed Valuation, 1938	249,445.00
School Tax Levy	997.78
Tax Rate in Mills	4.00
Bonded Indebtedness	None
Pupils Per Census	2
Average Membership	2
No. Schools Operated	None
State Classification	Township Unit

COMPARATIVE TOTAL EXPENDITURES

Year ending June 30, 1939	883.84
1938	908.50
1937	648.10
1936	877.85
1935	957.50
1934	980.15
1933	853.75
1932	974.82
1931	586.72

No school operated. Pupils transported to Munising.