

THE CLEVELAND-CLIFFS IRON CO.
LAND DEPARTMENT
ANNUAL REPORT OF LAND AGENT
YEAR 1936

MS 86-100
2051

#2051



TIME

NAME

DATE

PAGE

A N N U A L R E P O R T

Y E A R 1 9 3 6

L A N D D E P A R T M E N T - N E G A U N E E , M I C H I G A N

Negaunee, Michigan, February 17th, 1937.

Mr. E. B. Greene, President,
14th Floor, Union Trust Building,
Cleveland, Ohio.


ANNUAL REPORT FOR 1936.

Dear Sir:

I beg to submit herewith Annual Report of Operations
of the Land Department for the year 1936.

Very truly yours,

JMB:CN


John M. Bush, Land Agent.

A N N U A L R E P O R T

LAND DEPARTMENT - NEGAUNEE, MICHIGAN

FISCAL YEAR 1936

THE CLEVELAND-CLIFFS IRON COMPANY

ARCTIC IRON COMPANY

AMERICAN IRON MINING COMPANY

BUNKER HILL MINING COMPANY

THE CLIFFS POWER AND LIGHT CO.

SUPERIOR REALTY COMPANY

NUMERIC INDEX - REPORTS

THE CLEVELAND-CLIFFS IRON COMPANY

| | <u>PAGE</u> |
|--|-------------|
| <u>GENERAL REMARKS:</u> | |
| Mineral Lands | 1 |
| Wood Supply for Furnace | 2 |
| The Piqua Munising Wood Products Co. | 2 |
| Land and Timber Sales and Leases | 2 |
| Timber and Forest Products Sales | 2 |
| <u>DIXON TIE MILL</u> | 6 |
| <u>PLANING MILL</u> | 9 |
| <u>RETAIL YARD</u> | 9 |
| <u>COMPENSATION CASES</u> | 9 |
| <u>COST OF PRODUCTION</u> | 10 |
| <u>FORESTRY AND CONSERVATION</u> | 20 |
| <u>TAHQAMENON FALLS PARK PROJECT</u> | 20 |
| <u>UPPER PENINSULA DEVELOPMENT BUREAU</u> | 20 |
| <u>NORTHERN HEMLOCK & HARDWOOD MANUFACTURERS ASSOCIATION</u> | 21 |
| <u>NATIONAL FORESTS</u> | 21 |
| <u>FOREST FIRES</u> | 21 |
| <u>TAXES</u> | 21 |
| <u>ALGER COUNTY TAXPAYERS' ASSOCIATION</u> | 22 |
| <u>CRUISERS</u> | 22 |
| <u>HOTEL WILLIAMS & COTTAGES</u> | 22 |
| <u>GRAND ISLAND:</u> | |
| Deer | 79 |
| Elk | 79 |
| Game Birds | 79 |
| Predatory Animals | 79 |
| Hunting | 79 |
| Maple Syrup | 79 |
| Roads | 80 |
| Docks | 80 |
| Boats | 80 |
| Expenses | 80 |
| <u>WORK DONE FOR OTHER DEPARTMENTS</u> | 80 |
| <u>REPORT OF H. S. NIGHTINGALE:</u> | |
| Superior Realty Company | 83 |
| Taxes | 83 |
| Land Looking | 85 |
| Timber Expiration Dates | 85 |
| Lands Owned and Controlled - Acreage Statement | 86 |
| Lands Purchased | 86 |
| Trespasses | 86 |
| Annual Tax Sales | 86 |
| Documents Entered on Land Department Records | 86 |
| <u>REPORT OF R. A. BROTHERTON:</u> | |
| Surveys | 134 |
| Maps | 134 |
| Forest Fires | 134 |
| Land Looking | 135 |
| Forestry Pine Farm | 135 |
| Lake Frontage | 135 |
| U. S. Forest Experimental Station Logging | 135 |
| Logging Operations | 135 |

| | <u>PAGE</u> |
|-------------------------------------|-------------|
| <u>REPORT OF STEPHEN LOWNY, JR.</u> | 152 |
| <u>REPORT OF A. J. ERICKSON:</u> | |
| Sales of Land and Timber | 153 |
| Stumpage Sales | 154 |
| Land and Timber Negotiations | 155 |
| Lake and River Frontage | 156 |
| Federal Government | 156 |
| Lot Sales | 157 |
| House and Lot Sales | 157 |
| Negaunee House Sales | 157 |
| Miscellaneous House Sales | 158 |
| New Leases | 158 |
| Mining Department Lands | 158 |
| Land Rentals | 158 |
| Royalties | 159 |
| Land Products Sales | 159 |
| Rented Buildings | 159 |
| Collections | 159 |
| Surrendered and Cancelled Contracts | 160 |
| Cliffland Farm | 160 |
| Beach Inn | 161 |
| Manufacturers' Hotel | 161 |
| Bellevue and Cliffs Farms | 162 |
| Location Improvements | 162 |
| Rosenwald Title | 162 |
| Miscellaneous | 162 |
| Second Growth Chemical Wood | 162 |

NUMERIC INDEX - STATEMENTS

| | <u>PAGE</u> |
|--|-------------|
| <u>OFFICE EXPENSE:</u> | |
| Comparison of Land Department Office Expense | 14 |
| <u>DIXON TIE MILL:</u> | |
| Statement of Profit and Loss | 7 & 8 |
| <u>LOGGING OPERATIONS:</u> | |
| Consolidated Logging Cost Sheet | 3 & 4 |
| Annual Comparative Statement of "Personal Injury Expense" | 11 to 13 |
| Comparison of Forest Products Prices | 19 |
| Record of Cuttings - #196 Operation | 137 |
| Operation #196 Operating, Compared with Estimates | 138 |
| Comparative Rate of Woods Wages in Effect During Years 1936, 1935, 1934, and 1933. | 139 |
| Cost of Maintaining Horses & Equipment per Team Day Working, as Compared with 1935, 1934, and 1933 | 140 |
| Operating Log Loaders | 140 |
| Cost of Operating Angledozer on Railway & Other Work, as Compared with Hand Grading Cost | 141 |
| Cook Camps | 142 |
| Van Profits | 142 |
| Statement Showing Railway Construction Work Done During 1936 | 143 |
| Comparison of Prices on Groceries - 1936 & 1935 - Fall & Winter Stock | 144 |
| <u>GRAND ISLAND:</u> | |
| Comparison of Hotel Williams Costs and Earnings | 76 to 78 |
| Comparison of Grand Island Operating Expenses and Earnings | 81 & 82 |
| <u>LAND DEPARTMENT REVENUES, SALES, PURCHASES AND ACREAGE:</u> | |
| Profit & Loss by Operations for Years 1922 to 1936 Inclusive | 15 & 16 |
| Comparative Statement of Land Department Receipts-1934,1935,& 1936 | 17 |
| Comparison of Estimated Expenses & Revenues for 1936 with Actual | 18 |
| Stumpage Sales for December & 12 Months Ending December 31,1936 | 167 & 168 |
| Real Estate Sales Receivable | 174 to 179 |
| Timber Sales Receivable | 180 & 181 |
| House and Lot Sales Receivable | 182 |
| Lot Sales Receivable | 183 |
| Negaunee House Sales Receivable | 184 & 185 |
| House Rents Receivable | 186 to 188 |
| Grand Island Rents Receivable | 189 |
| Statement of Land and Timber Sales | 193 to 195 |
| Land Acreage | 197 to 199 |
| Lands Owned and Controlled | 200 & 201 |
| <u>TAXES:</u> | |
| Alger County Comparative Assessed Valuations | 88 |
| Alger County Comparative Tax Statement | 89 |
| Comparison of Munising City & Alger County Taxes and Valuations | 90 |
| Grand Island Valuations and Taxes | 91 & 92 |
| Valuations of Manufacturing Sites - City of Munising | 93 & 94 |
| Alger County Taxes by Townships for 1936 and 1935 | 95 & 96 |
| Alger County Comparative Valuations and Taxes for 1936 and 1935 | 97 |
| Comparison of Munising Board of Education Budget | 98 & 99 |
| Statement Showing Amount and Percentage of Taxes Paid by The C.C.I.Co. and Allied Companies - All Departments | 100 & 101 |
| Annual Detailed Statement of Taxes Paid - 1936 and 1935 | 102 to 104 |

NUMERIC INDEX - MAPS

LOGGING OPERATIONS:

| | <u>PAGE</u> |
|---------------------------------------|-------------|
| Timber Map for Logging Operation #196 | 145 |
| Timber Map for Logging Operation #203 | 146 |

NUMERIC INDEX - CHARTS

LOGGING OPERATIONS:

| | |
|---|-----|
| Logging Cost Per M Feet - Average All Operations | 147 |
| Production - Operation #196 | 148 |
| Logging Cost Per M Feet & Average Monthly Labor Rate per Hour - Operation #196 | 149 |
| Average Feet of Logs Produced per Man per Day | 150 |
| Feeding Men - Cost per Meal | 151 |

TAXES:

| | |
|---|------------|
| Negaunee, Ishpeming, Marquette, & Munising Taxes for 1936 | 107 |
| City of Negaunee - Comparative Tax Data | 108 |
| Negaunee City Taxes - Percent of Total Amount of Taxes Raised Paid by the Company | 109 |
| Negaunee City Taxes - Total Valuation and Rate | 110 |
| Negaunee City Taxes - State Tax | 111 |
| Negaunee City Taxes - County Tax | 112 |
| Negaunee City Taxes - County Road | 113 |
| Negaunee City Taxes - School and 1 Mill Tax | 114 |
| Negaunee City Taxes - City Highway Fund | 115 |
| Negaunee City Taxes - General City Fund | 116 |
| Negaunee City Taxes - Total Tax Raised | 117 |
| Negaunee City Taxes - Civic Division of Taxes and Proportion Paid by Company and Others | 118 |
| Ishpeming City Taxes - Civic Division of Taxes and Proportion Paid by Company and Others | 119 |
| City of Ishpeming - Comparative Tax Data | 120 |
| Munising City Taxes - Civic Division of Taxes and Proportion Paid by Company and Others | 121 |
| Alger County Taxes - Civic Division of Taxes and Proportion Paid by Company and Others | 122 |
| Alger County Taxes | 123 |
| Alger County Taxes | 124 to 129 |
| Luce County Taxes | 130 to 133 |

PLATS

| | |
|-------------------------|----|
| Timber Expiration Dates | 87 |
|-------------------------|----|

NUMERIC INDEX - OTHER COMPANIES

| | <u>PAGE</u> |
|---|-------------|
| <u>ARCTIC IRON COMPANY:</u> | |
| Annual Detailed Statement of Taxes Paid - 1936 and 1935 | 105 |
| Statement of Land Acreage | 202 |
| <u>AMERICAN IRON MINING COMPANY:</u> | |
| Report of Mr. A. J. Erickson: | |
| Sales of Land and Timber | 163 |
| Land & Timber Negotiations | 163 |
| Timber Permits | 164 |
| Other Earnings | 164 |
| Accounts Receivable | 164 |
| Annual Detailed Statement of Taxes Paid - 1936 and 1937 | 106 |
| Statement of Real Estate Sales Receivable | 191 |
| Statement of Timber Sales Receivable | 191 |
| Statement of Land Acreage | 203 |
| <u>BUNKER HILL MINING COMPANY:</u> | |
| Report of Mr. A. J. Erickson: | |
| Lease Rentals | 163 |
| Rented Buildings | 163 |
| Collections | 163 |
| Unsettled Matters | 163 |
| <u>SUPERIOR REALTY COMPANY:</u> | |
| Report of Mr. H. S. Nightingale | 83 |
| Report of Mr. A. J. Erickson: | |
| Real Estate and Timber Sales | 164 |
| Other Earnings | 165 |
| Collections | 165 |
| Quotations | 165 |
| New Leases | 165 |
| Statement of Real Estate Sales Receivable | 192 |
| Statement of Timber Sales Receivable | 192 |
| Statement of Land & Timber Sales | 196 |
| Statement of Land Acreage | 204 to 207 |
| <u>THE CLIFFS POWER AND LIGHT CO.:</u> | |
| Report of Mr. A. J. Erickson: | |
| Real Estate and Timber Sales | 164 |
| Land Rentals | 164 |
| Other Earnings | 164 |
| New Leases | 164 |
| Collections | 164 |
| <u>THE NEGAUNEE MINE COMPANY:</u> | |
| Statement of Negaunee House Sales Receivable | 190 |

LAND DEPARTMENT REPORT FOR THE YEAR ENDING

DECEMBER 31, 1936.

GENERAL:

The activities of the Land Department have been continued during the current year along practically the same lines of those of last year and consist, in a general way, of the following units, to-wit:

1. Supervising and looking after the large land holdings of The Cleveland-Cliffs Iron Company, Arctic Iron Company, American Iron Mining Company, Michigamme Property, and Bunker Hill Mining Company.
2. Management of the lands of the Michigan Mineral Land Company.
3. Operating the Lumbering Department.
4. Operating the Retail Yard at Munising, Michigan.
5. Operating Grand Island, Game Preserve, and Hotel Williams.
6. Operating railroad tie mill at Dixon, Michigan.
7. Looking after lots and rented buildings under charge of the Land Department.
8. Looking after the lands of The Cliffs Power and Light Co.
9. Looking after the lot leases in the different cities and towns which are under the jurisdiction of the Mining Department.
10. Careful supervision of company lands, looking for and prevention of trespasses of every kind, protecting timber lands and forest products from fire, sale and lease of lots in the various cities and villages, sale of timber land and stumpage, collection of rents and monies from such sales and leases, and the study of conditions surrounding the communities in which the Company is engaged in business, with a view of encouraging proper improvements, etc.
It is also the duty of the Land Department to look after land titles and, in particular, are charged with the difficult proposition of assessments made upon Company lands and the taxes levied thereon together with the proper paying of taxes when due.
11. The Piqua Munising Wood Products Co.
The Munising Woodenware Co. and The Piqua Handle & Mfg. Co. were consolidated as of November 1st, 1934, and your Land Agent, in the capacity of Vice President of the consolidated company, gives considerable time to the factories located at Munising and Marquette, Michigan.

MINERAL LANDS:

The Land Department continues to carry a large acreage of mineral lands for the benefit of the Mining Department, paying the taxes thereon and otherwise looking after them.

WOOD SUPPLY FOR FURNACE:

The Land Department continues to carry a large acreage of timber lands which insures a supply of wood for the Chemical Plant and, in doing this, we continue to pay a large amount of taxes and also other expenses in caring for these lands.

THE PIQUA MUNISING WOOD PRODUCTS CO.:

Your Land Agent, as Vice President of this consolidated company, gives considerable time to the plants located at Munising and Marquette. The operations of this company will be covered by their own report.

The negotiations with the Ford Motor Company for the purchase of a tract of timber land owned by this company in Iron County were reported. During the early part of the year the Ford Motor Company paid us \$109,000.00 out of the total consideration of \$110,000.00, holding back \$1,000.00 until certain flaws in the title to some of the land have been cured. These titles are now in the hands of the Legal Department.

LAND AND TIMBER SALES AND LEASES:

Quite a few sales were made during the year, the principal one being the sale of the timber in 44-24 to Emil Railo for \$50,000.00 which included a few descriptions belonging to the Superior Realty Company and two descriptions belonging to William G. Mather. There were also the sale of 880.00 acres in Luce County to John F. Wood for a cash consideration of \$18,000.00, the Forest Ranger Station site at Munising to the Federal Government for \$3,500.00, and a parcel on the lake shore at Munising to Walter Toebe for \$3,600.00. In addition to these we also had a number of sales of 100-foot lots along the concrete highway East of Negaunee which were sold at an average price of \$1.00 per front foot on the highway.

A number of lots were leased in Negaunee and Ishpeming for dwelling purposes and if the demand continues, additional lots will have to be provided in both of these towns.

Mr. Erickson's report attached hereto goes into detail as to the sales and leases.

TIMBER AND FOREST PRODUCTS SALES:

The attached statement shows the sales and shipments of forest products during the year.

THE CLEVELAND-CLIFFS IRON COMPANY
LAND DEPARTMENT
DETAIL OF DELIVERIES TO OTHER OPERATIONS AND OUTSIDE PARTIES

Month Ending DECEMBER 31st, 19 36.

| MATERIAL | Unit | QUANTITIES | | RATES | | AMOUNTS | | MATERIAL | Unit | QUANTITIES | | RATES | | AMOUNTS | |
|---|-------|------------|------------|-------|--------|------------|-------------|--|-------|------------|----------|-------|-------|------------|--------------|
| | | Month | Year | Month | Year | Month | Year | | | Month | Year | Month | Year | Month | Year |
| THE PIQUA MUNISING W.PRO.CO., MUNISING | ft. | 130,846 | 517,473 | 12.00 | 12.38 | \$1,564.15 | \$ 6,408.45 | C.C.I.CO., MINING DEPARTMENT | | | | | | | |
| Maple Woodenware | " | 848,679 | 3,038,811 | 16.00 | 16.05 | 3,978.86 | 49,752.48 | Maple Mine Timber | Ft. | 55,752 | 752,195 | 20.69 | 16.64 | \$1,153.59 | \$ 12,519.50 |
| Maple Veneer | " | 11,132 | 173,817 | 22.00 | 22.12 | 244.90 | 3,845.32 | Spruce Trestle Legs | L.Ft. | | 3,060 | | .190 | | 581.40 |
| Birch Bowl | " | 3,360 | 100,105 | 16.00 | 16.00 | 53.76 | 1,602.14 | Less Freight | " | | 3,060 | | .019 | | 58.55 |
| Birch Veneer | " | 52,173 | 552,162 | 27.00 | 27.04 | 1,408.87 | 14,931.82 | Net Revenue | " | | | | .171 | | 522.83 |
| Birch Woodenware | " | 4,770 | 13,332 | 12.00 | 12.00 | 57.84 | 159.41 | Total C.C.I.Co., Min.Dept. | " | | 3,060 | | | | 1,153.59 |
| Beech | " | 22,257 | 337,703 | 9.00 | 9.59 | 200.31 | 3,232.11 | C.C.I.CO., MUNISING | | | | | | | |
| Cherry | " | 322 | 852 | 12.00 | 12.00 | 3.86 | 10.22 | Hemlock | Ft. | | 624,190 | | 11.00 | | 6,866.09 |
| Cull Hardwood | " | | 3,141 | | 4.90 | | 15.39 | Pine | " | | 117,737 | | 18.00 | | 2,119.27 |
| Total Logs | " | 473,039 | 4,734,395 | 15.88 | 16.68 | 7,511.75 | 78,973.94 | Spruce | " | | 59,755 | | 15.00 | | 896.33 |
| Spruce Poles | L.Ft. | | 75 | | .15 | | 11.40 | Total C.C.I.Co., Munising | " | | 801,682 | | 12.33 | | 9,881.69 |
| Total Piqua Mun.W.P.Co.,Munising | | | | | | 7,511.75 | 78,984.74 | TOTAL DELIVERIES - OTHER OPERATIONS | | | | | | | 1,153.59 |
| THE PIQUA MUNISING W.PRO.CO., MARQUETTE | Ft. | 646,983 | 4,519,940 | 12.00 | 12.00 | 7,783.80 | 54,280.83 | TOTAL DELIVERIES | | | | | | | 48,883.82 |
| Maple | " | 875 | 15,792 | 12.00 | 12.00 | 10.50 | 189.52 | DELIVERIES OF FOREST PRODUCTS PURCHASED | | | | | | | |
| Soft Maple | " | 9,865 | 13,369 | 12.00 | 12.00 | 114.78 | 160.44 | CLIFFS DOW CHEMICAL CO. | | | | | | | |
| Birch | " | 802 | 39,112 | 12.00 | 12.00 | 9.62 | 469.36 | Cordwood, Second Growth | ods. | 64.00 | 3,574.25 | 4.25 | 4.24 | 272.00 | 15,159.99 |
| Basswood | " | 45,304 | 530,281 | 9.00 | 9.00 | 407.74 | 4,772.27 | Hemlock Switch Ties | Ft. | | 17,630 | | 53.00 | | 581.79 |
| Beech | " | 455 | 785 | 12.00 | 12.00 | 5.45 | 5.42 | Hardwood Slabs | ods. | | 165,50 | | 2.87 | | 468.80 |
| Cherry | " | | 292 | | 12.00 | | 3.50 | Total Cliffs Dow Chemical Co. | | | | | | | 16,210.58 |
| Ash | " | | 6,879 | | 9.00 | | 61.91 | SOFTWOOD TIES | | | | | | | |
| Hemlock | " | | 703,984 | | 11.68 | | 8,111.90 | L.S.& I.R.R.Co. | pos. | 4,214 | 34,951 | .578 | .552 | 2,436.54 | 19,311.04 |
| Total Logs | " | | 5,126,420 | | 11.68 | | 59,887.25 | M.S.P.& S.S.M.Ry.Co. | " | | 4,461 | | .411 | | 1,842.29 |
| Spruce | L.Ft. | | 28 | | .15 | | 4.20 | D.S.S.& A.Ry.Co. | " | | 2,772 | | .546 | | 1,486.13 |
| Hardwood Slabs | Cds. | 16.00 | 180.00 | 6.00 | 6.00 | 96.00 | 1,080.00 | Cliffs Dow Chemical Co. | " | | 110 | | .650 | | 71.50 |
| Total Piqua Mun.W.P.Co.,Marquette | | | | | | 8,407.90 | 60,971.45 | Total | " | | 4,324 | | .580 | | 2,508.04 |
| ATHENS IRON MINING CO. | ft. | 28,130 | 384,841 | 20.65 | 16.63 | 580.82 | 6,400.00 | C. & N. W. Ry. Co. | | | | | | | |
| Maple Mine Timber | " | | 1,341 | | 13.73 | | 21.16 | Hardwood Ties | " | | | | | | |
| Total Athens Iron Mining Co. | " | 28,130 | 386,382 | 20.65 | 16.62 | 580.82 | 6,421.16 | L. S. & I. R. R. CO. | " | | 895 | | .652 | | 583.76 |
| NEGAUNEE MINE COMPANY | " | | | | | | | Hemlock | ft. | | 156,337 | | 12.00 | | 1,876.04 |
| Maple Mine Timber | " | 38,015 | 319,778 | 18.94 | 16.63 | 720.04 | 5,318.65 | Pine | " | | 76 | | 12.00 | | .91 |
| L. S. & I. R. R. CO. | " | | | | | | | Cedar | " | | 59,213 | | 16.00 | | 947.41 |
| Maple | " | | 11,455 | | 15.00 | | 194.74 | Total L.S.& I.R.R.Co. | " | | 215,626 | | 13.10 | | 2,824.56 |
| Hemlock | " | | 133,938 | | 12.00 | | 1,607.25 | C.C.I.CO., MINING DEPARTMENT | | | | | | | |
| Cedar | " | | 694 | | 16.00 | | 11.10 | 2 & 3" Hemlock Plank | Ft. | 20,797 | 59,688 | 23.00 | 23.00 | 478.33 | 1,372.83 |
| Spruce | " | | 2,743 | | 12.00 | | 32.92 | TOTAL DELIVERIES FOREST PRODUCTS PURCHASED | | | | | | | 3,258.37 |
| Total Logs | " | | 146,330 | | 12.40 | | 1,846.01 | GRAND TOTAL - ALL DELIVERIES | | | | | | | 58,142.19 |
| Hardwood Ties | pos. | | 1,337 | | .922 | | 311.12 | COST OF FOREST PRODUCTS PURCHASED | | | | | | | |
| Cedar Piling 25 ft.-8" top 45 pos. | L.Ft. | | 1,125 | | .13 | | 146.25 | CORDWOOD FROM: | | | | | | | |
| Rec'd account error del'y of Slabs | | | | | | | 61.20 | Herman Alanko | ods. | | 111.75 | | 4.25 | | 474.94 |
| Total L.S.& I.R.R.Co. | | | | | | | 2,364.56 | Matt Aho | " | | 433.50 | | 4.25 | | 1,938.13 |
| NORTHWESTERN COOPERAGE & LUMBER CO. | ft. | | 66,583 | | 12.00 | | 799.00 | Jas. Brindell | " | | 201.25 | | 4.25 | | 856.32 |
| Elm | " | | | | | | | John Britton, Jr. | " | | 229.00 | | 4.25 | | 1,219.73 |
| NORTHWESTERN VENEER & PLYWOOD CORP. | " | 23,821 | 289,354 | 16.00 | 15.66 | 381.14 | 4,532.61 | Carl Heidtman | " | | 53.50 | | 4.25 | | 227.58 |
| Elm | " | | | | | | | Alex Karhu | " | | 221.00 | | 4.25 | | 929.25 |
| BIRDS EYE VENEER CO. | " | | | | | | | L. Lavene & K. Robinson | " | | 12.25 | | 4.25 | | 52.06 |
| Maple Birdseye | " | | 39,255 | | 100.00 | | 3,925.50 | F. McMaster & J. Huron | " | 64.00 | 1,837.00 | 4.25 | 4.25 | 272.00 | 7,807.24 |
| Maple, Plain | " | | 43,670 | | 30.00 | | 1,310.10 | John W. Maki | " | | 7.00 | | 4.25 | | 29.75 |
| Basswood | " | | 450 | | 30.00 | | 13.50 | Henry Rook | " | | 15.50 | | 4.25 | | 65.88 |
| Pine | " | | 5,980 | | 35.00 | | 209.30 | Leonard Roach | " | | 252.76 | | 4.25 | | 1,074.18 |
| Total Birds Eye Veneer Co. | | | 89,355 | | 61.09 | | 5,458.40 | Victor Ridall | " | | 33.00 | | 3.32 | | 109.69 |
| SCHNEIDER BROTHERS | " | | 274,676 | | 13.00 | | 3,570.79 | Medrick Sanial | " | | 15.00 | | 4.25 | | 63.75 |
| Elm | " | | | | | | | Philip C. VanBroeklin | " | | 49.50 | | 4.25 | | 252.87 |
| GOODMAN LUMBER CO. | " | | 31,340 | | 15.00 | | 470.10 | Ernest A. VonZellan | " | | 35.25 | | 4.25 | | 149.82 |
| Elm | " | | | | | | | Total Cordwood | " | 64.00 | 3,574.25 | 4.25 | 4.24 | 272.00 | 15,159.99 |
| C. & N. W. Ry. Co. | pos. | 4,008 | 110,288 | .671 | .628 | 2,689.20 | 69,321.40 | MISCELLANEOUS PARTIES | | | | | | | |
| Hardwood Ties | " | 4,008 | 110,288 | .06 | .060 | 240.00 | 6,618.90 | Softwood Ties | pos. | 4,324 | 45,727 | .532 | .517 | 2,301.13 | 23,658.50 |
| Less Freight | " | | | | | | | Hemlock Switch Ties | Ft. | | 17,630 | | 15.25 | | 268.86 |
| Total C. & N.W.Ry.Co. | " | 4,008 | 110,288 | .611 | .568 | 2,449.20 | 62,702.50 | 2 & 3" Hemlock Plank | " | 20,797 | 59,688 | 15.25 | 15.25 | 317.15 | 910.24 |
| HERCULES POWDER CO. | " | | 21 | | 1.06 | | 22.26 | Softwood Logs | pos. | | 215,626 | | 12.43 | | 2,680.55 |
| Hardwood Ties | " | | | | | | | Hardwood Ties | pos. | | 898 | | .572 | | 511.95 |
| CLIFFS POWER & LIGHT CO. | ods. | | .50 | | 4.00 | | 2.00 | Total | " | | | | | | 2,618.28 |
| Hardwood Slabs | " | | | | | | | HARDWOOD SLABS | | | | | | | |
| C. G. W. R. R. CO. | pos. | 12,450 | 90,577 | .609 | .669 | 7,587.60 | 60,576.00 | Ed. Peura | Cds. | | 21.25 | | 3.00 | | 63.75 |
| Hardwood Ties - Merch. | " | 12,450 | 90,577 | .050 | .060 | 747.00 | 5,434.62 | Maple Tree Lumber Co. | " | | 128.25 | | 2.71 | | 347.11 |
| Less Freight | " | | | | | | | Bissel & Blank | " | | 14.00 | | 2.25 | | 31.50 |
| Net Revenue | " | 12,450 | 90,577 | .549 | .609 | 6,840.60 | 55,141.38 | Total | " | | 165.50 | | 2.70 | | 442.36 |
| Hardwood Ties - Cull | " | | 17,822 | | .350 | | 799.05 | TOTAL COST FOREST PRODUCTS PURCHASED | | | | | | | 2,890.28 |
| Less Freight | " | | | | | | | | | | | | | | |
| Net Revenue | " | | 17,822 | | .080 | | 136.98 | | | | | | | | |
| Total C.G.W.R.R.Co. | " | | 14,733 | | .290 | | 658.07 | | | | | | | | |
| M.S.P.& S.S.M.RY.CO. | " | | 108,405 | | | | 7,502.87 | | | | | | | | |
| Hardwood Ties | " | | | | | | | | | | | | | | |
| Less Freight | " | | | | | | | | | | | | | | |
| Total M.S.P. & S.S.M.Ry.Co. | " | | 25,000 | | .060 | | 1,500.00 | | | | | | | | |
| CLIFFS DOW CHEMICAL CO. | ft. | 2,204,205 | 22,762,588 | 7.90 | 7.90 | 17,410.14 | 179,792.60 | | | | | | | | |
| Chemical Logs - Hardwood | " | | 17,330 | | 6.06 | | 105.01 | | | | | | | | |
| Chemical Logs - Hemlock | " | | | | | | | | | | | | | | |
| Total Chemical Logs | " | 2,204,205 | 22,779,918 | 7.90 | 7.90 | 17,410.14 | 179,897.61 | | | | | | | | |
| Hardwood Slabs | Cds. | 709.25 | 9,650.25 | 3.00 | 3.00 | 2,127.75 | 28,930.75 | | | | | | | | |
| Hardwood Ties - Cull | pos. | | 173 | | .33 | | 60.55 | | | | | | | | |
| Total Cliffs Dow Chemical Co. | | | | | | 19,537.89 | 208,908.91 | | | | | | | | |
| LOBDELL-EMERY MANUFACTURING CO. | ods. | 21.00 | 492.00 | 6.00 | 6.00 | 126.00 | 2,952.00 | | | | | | | | |
| Hardwood Slabs | pos. | | 180 | | .35 | | 52.50 | | | | | | | | |
| Total Lobdell-Emery Mfg.Co. | | | | | | 126.00 | 3,004.50 | | | | | | | | |
| C.C.C. CO. No. 665 | ods. | | 2.75 | | 3.75 | | 10.32 | | | | | | | | |
| Hardwood Slabs | " | | | | | | | | | | | | | | |
| PAUL C. TRAUER | " | | 10.00 | | 4.00 | | 40.00 | | | | | | | | |
| Hardwood Slabs | " | | | | | | | | | | | | | | |
| M. & ST.L.R.R.CO. | pos. | 1,148 | 5,777 | .507 | .526 | 582.60 | | | | | | | | | |

RAILROAD TIES

We sold more ties during the current year than in 1935 but the prices remained the same.

We shipped the Chicago & North Western Railway Company 110,288 ties, Chicago Great Western 90,577 ties, Soo Line 25,000, Minneapolis & St. Louis Railroad Company 5,777 ties, and miscellaneous parties 358, making a total of 232,000 merchantable ties. We also shipped the Chicago Great Western and miscellaneous parties 18,151 cull ties, making a grand total of 250,151 ties for the current year compared with 178,930 during 1935.

MINING DEPARTMENT

The following statement shows the quantities of the different forest products that were sold to the Mining Department during the current year:

| | | |
|---------------------|-----------------------|--------------|
| Maple Mine Timber | 1,456,814 ft. @ 16.64 | \$ 24,238.15 |
| Hemlock Mine Timber | 1,541 " @ 13.73 | 21.16 |
| Total | 1,458,355 " @ 16.64 | 24,260.31 |
| Spruce Trestle Legs | 3,060 L.ft. @ .171 | 522.85 |
| Grand Total | | \$ 24,783.16 |

BIRDS EYE VENEER CO.

We select out such Birdseye Maple Logs as are encountered in our operations. The following shipments were made to the Birds Eye Veneer Co. during the year:

| | | |
|-----------------|---------------------|-------------|
| Maple, Birdseye | 39,255 ft. @ 100.00 | \$ 3,925.50 |
| Maple, Plain | 43,670 " @ 30.00 | 1,310.10 |
| Basswood | 450 " @ 30.00 | 13.50 |
| Pine | 5,980 " @ 35.00 | 209.30 |
| Total | 89,355 | \$ 5,458.40 |

LOBDELL-EMERY MANUFACTURING CO.

This concern has a factory located at Alma, Michigan, where they manufacture bicycle rims and other items from wood and we have been shipping them slabs from our Dixon Tie Mill. During the year we shipped them 492.00 cords at \$6.00 per cord, f.o.b. cars, Lake Superior & Ishpeming Railroad. This compares with 631.50 cords shipped them in 1935 at an average cost of \$6.00 per cord.

MUNISING RETAIL YARD

During the year we shipped some Hemlock, Pine, and Spruce logs to Munising and had them sawed by a portable mill owned by Mr. G. H. Hancock for our Retail Yard.

We shipped a total of 801,682 feet for this purpose as per the following statement:

| | | | |
|------------|-------------|---------|-------------|
| Hemlock | 624,190 ft. | @ 11.00 | \$ 6,866.09 |
| Pine | 117,737 " | @ 18.00 | 2,119.27 |
| Spruce | 59,755 " | @ 15.00 | 896.33 |
| Total Logs | 801,682 " | @ 12.33 | \$ 9,881.69 |

CLIFFS DOW CHEMICAL COMPANY

As of March 1st, 1935, the Cliffs Dow Chemical Company was organized and took over The Cleveland-Cliffs Iron Company's Chemical Plant at Marquette and this Department, under contract, is furnishing the Plant with their supply of chemical wood.

During the year the following forest products were shipped to the Cliffs Dow Chemical Company at Marquette; compared with 1935:

| | | 1936 | | 1935 | |
|---------------------|----------------|---------|--------------|----------------|---------------------|
| Hdwd.Chem.Logs | 22,762,588 ft. | @ 7.90 | \$179,792.60 | 24,595,057 ft. | @ 7.00 \$172,048.37 |
| Hem. Chem.Logs | 17,330 " | @ 6.06 | 105.01 | - | - |
| Total Chem.Logs | 22,779,918 " | @ 7.90 | 179,897.61 | 24,595,057 " | @ 7.00 172,048.37 |
| Hardwood Slabs | 9,650.25 cds. | @ 3.00 | 28,950.75 | 6,687.00 cds. | @ 3.00 20,061.00 |
| Hdwd. Ties-Culls | 173 pcs. | @ .35 | 60.55 | - | - |
| Cordwood | - | - | - | 338.75 " | @ 3.50 1,185.63 |
| Hem.Switch Ties 7x8 | - | - | - | 24,683 ft. | @ 30.00 740.49 |
| Hem. Ties 8 ft. | - | - | - | 277 pcs. | @ .643 178.10 |
| Total | | | 208,908.91 | | 194,213.59 |
| Pur.Cdwd.2nd Growth | 3,574.25 cds. | @ 4.24 | 15,159.99 | 8,665.00 cds. | @ 4.27 36,967.57 |
| Pur.Hem.Switch Ties | 17,630 ft. | @ 33.00 | 581.79 | - | - |
| Pur.Hdwd. Slabs | 163.50 cds. | @ 2.87 | 468.80 | 327.00 " | @ 3.50 1,141.00 |
| Pur.Sftwd. Ties | 3,523 pcs. | @ .621 | 2,188.33 | - | - |
| Pur.Chem. Logs | - | - | - | 91,193 ft. | @ 8.27 753.94 |
| Total Purchased | | | 18,398.91 | | 38,862.51 |
| Grand Total | | | \$227,307.82 | | \$233,076.10 |

DIXON TIE MILL:

This Mill was operated 285 day shifts and 280 night shifts during the year and produced 250,151 ties.

Wages were raised at this Operation five cents per hour under date of November 16th, 1936.

The attached statement shows the result of this operation and is complete in detail.

We show a profit at this mill for the year of \$40,490.87 as compared with \$27,757.91 for the year 1935. This is in addition to the recovery of our depletion charge of ten cents per tie. In the above amount shown as profit we have taken into consideration the profit on the ties shipped to the Chicago Great Western Railroad Company during 1936 which amounts to \$20,427.26.

THE CLEVELAND-CLIFFS IRON COMPANY
LAND DEPARTMENT
STATEMENT OF PROFIT & LOSS, DEATH TIE MILL, DECEMBER, 1936.

| | UNIT | DELIVERIES | | | | | | STUMPAGE | | | | | | OPERATING COST | | | | | | TOTAL COST | | | | | | PROFIT & LOSS | | | | | |
|---|------|------------|-----------|-----------|-----------|-------------|-----------|-----------|-----------|------------|-----------|-----------|-----------|----------------|-----------|-----------|-----------|-----------|-----------|------------|-----------|-----------|-----------|-----------|-----------|---------------|-----------|--|--|--|--|
| | | QUANTITIES | | RATE | | AMOUNT | | RATE | | AMOUNT | | PER UNIT | | AMOUNT | | PER UNIT | | AMOUNT | | PER UNIT | | AMOUNT | | PER UNIT | | AMOUNT | | | | | |
| | | Dec. 1936 | 12 Months | Dec. 1936 | 12 Months | Dec. 1936 | 12 Months | Dec. 1936 | 12 Months | Dec. 1936 | 12 Months | Dec. 1936 | 12 Months | Dec. 1936 | 12 Months | Dec. 1936 | 12 Months | Dec. 1936 | 12 Months | Dec. 1936 | 12 Months | Dec. 1936 | 12 Months | Dec. 1936 | 12 Months | Dec. 1936 | 12 Months | | | | |
| Hard. Ties to C. & N.W.R.Co. 1934 Contract | | | | | | | | | | | | | | | | | | | | | | | | | | | | | | | |
| 3/4 Peeled Hardwood Ties | Pcs. | | 20,446 | | .80 | \$16,356.80 | | | | | | | | | | | | | | | | | | | | | | | | | |
| #2 " " " | " | | 24,944 | | .70 | 17,460.80 | | | | | | | | | | | | | | | | | | | | | | | | | |
| #1 " " " | " | | 21,061 | | .60 | 12,636.60 | | | | | | | | | | | | | | | | | | | | | | | | | |
| S.R.s " " " | " | | 18,580 | | .50 | 9,290.00 | | | | | | | | | | | | | | | | | | | | | | | | | |
| Total | " | | 97,108 | | .664 | 60,875.00 | | | | | | | | | | | | | | | | | | | | | | | | | |
| Less Freight | " | | 97,108 | | .060 | 5,826.64 | | | | | | | | | | | | | | | | | | | | | | | | | |
| Net Revenue | " | | 97,108 | | .604 | 54,788.36 | | | | | | | | | | | | | | | | | | | | | | | | | |
| Hard. Ties to C. & N.W.R.Co. 1937 Contract | | | | | | | | | | | | | | | | | | | | | | | | | | | | | | | |
| 3/4 Peeled Hardwood Ties | Pcs. | | 530 | 1,809 | .90 | 1,628.10 | | | 477.00 | 1,628.10 | | | | | | | | | | | | | | | | | | | | | |
| #2 " " " | " | | 993 | 3,742 | .80 | 3,192.60 | | | 794.40 | 3,192.60 | | | | | | | | | | | | | | | | | | | | | |
| #1 " " " | " | | 747 | 3,585 | .70 | 2,509.50 | | | 582.90 | 1,809.50 | | | | | | | | | | | | | | | | | | | | | |
| S.R.s " " " | " | | 940 | 3,295 | .57 | 1,876.15 | | | 535.80 | 1,876.15 | | | | | | | | | | | | | | | | | | | | | |
| Total | " | | 798 | 3,749 | .45 | 1,237.05 | | | 399.10 | 1,237.05 | | | | | | | | | | | | | | | | | | | | | |
| Less Freight | " | | 4,008 | 13,180 | .071 | 2,975.30 | | | 1,398.20 | 2,975.30 | | | | | | | | | | | | | | | | | | | | | |
| Net Revenue | " | | 4,008 | 13,180 | .060 | 2,449.20 | | | 2,449.20 | 2,449.20 | | | | | | | | | | | | | | | | | | | | | |
| Hard. Ties to S.O.W.R.R.Co. | | | | | | | | | | | | | | | | | | | | | | | | | | | | | | | |
| 3/4 Peeled Hardwood Ties | Pcs. | | 3,348 | 35,344 | .75 | 2,606.80 | | | 2,606.80 | 26,516.75 | | | | | | | | | | | | | | | | | | | | | |
| #2 " " " | " | | 4,893 | 45,990 | .65 | 3,154.45 | | | 3,154.45 | 29,436.30 | | | | | | | | | | | | | | | | | | | | | |
| #1 " " " | " | | 1,603 | 2,192 | .55 | 1,181.65 | | | 892.25 | 2,370.40 | | | | | | | | | | | | | | | | | | | | | |
| S.R.s " " " | " | | 1,128 | 3,181 | .45 | 507.60 | | | 507.60 | 1,417.95 | | | | | | | | | | | | | | | | | | | | | |
| Total | " | | 1,094 | 3,264 | .35 | 585.40 | | | 585.40 | 932.40 | | | | | | | | | | | | | | | | | | | | | |
| Less Freight | " | | 12,480 | 90,377 | .809 | 7,397.80 | | | 7,397.80 | 80,375.00 | | | | | | | | | | | | | | | | | | | | | |
| Net Revenue | " | | 12,480 | 90,377 | .060 | 749.00 | | | 749.00 | 5,404.88 | | | | | | | | | | | | | | | | | | | | | |
| Hard. Ties to N.A.St.L.R.R.Co. | | | | | | | | | | | | | | | | | | | | | | | | | | | | | | | |
| 3/4 Peeled Hardwood Ties | Pcs. | | 208 | 316 | .70 | 221.60 | | | 221.60 | 542.80 | | | | | | | | | | | | | | | | | | | | | |
| #2 " " " | " | | 188 | 1,189 | .60 | 712.80 | | | 712.80 | 1,701.40 | | | | | | | | | | | | | | | | | | | | | |
| #1 " " " | " | | 128 | 7,485 | .50 | 3,742.50 | | | 3,742.50 | 1,701.40 | | | | | | | | | | | | | | | | | | | | | |
| S.R.s " " " | " | | 1,118 | 3,777 | .307 | 1,150.30 | | | 1,150.30 | 3,708.30 | | | | | | | | | | | | | | | | | | | | | |
| Total | " | | 1,118 | 3,777 | .061 | 65.78 | | | 65.78 | 385.88 | | | | | | | | | | | | | | | | | | | | | |
| Less Freight | " | | 1,118 | 3,777 | .440 | 1,335.25 | | | 1,335.25 | 2,024.32 | | | | | | | | | | | | | | | | | | | | | |
| Net Revenue | " | | 1,118 | 3,777 | .021 | 31.53 | | | 31.53 | 1,367.96 | | | | | | | | | | | | | | | | | | | | | |
| Hard. Ties to N.A.St.L.R.R.Co. | | | | | | | | | | | | | | | | | | | | | | | | | | | | | | | |
| 3/4 Peeled Hardwood Ties | Pcs. | | 81 | 81 | 1.06 | 85.86 | | | 85.86 | 22.26 | | | | | | | | | | | | | | | | | | | | | |
| #2 " " " | " | | 81 | 81 | .80 | 64.80 | | | 64.80 | 17.40 | | | | | | | | | | | | | | | | | | | | | |
| #1 " " " | " | | 81 | 81 | .70 | 56.70 | | | 56.70 | 15.16 | | | | | | | | | | | | | | | | | | | | | |
| S.R.s " " " | " | | 81 | 81 | .80 | 64.80 | | | 64.80 | 17.40 | | | | | | | | | | | | | | | | | | | | | |
| Total | " | | 324 | 324 | 1.36 | 272.16 | | | 272.16 | 72.16 | | | | | | | | | | | | | | | | | | | | | |
| Less Freight | " | | 17,505 | 83,000 | .557 | 46,242.85 | | | 46,242.85 | 1,266.40 | | | | | | | | | | | | | | | | | | | | | |
| Net Revenue | " | | 17,505 | 83,000 | .003 | 129.31 | | | 129.31 | 1,137.24 | | | | | | | | | | | | | | | | | | | | | |
| TOTAL MERCHANDISE TIES | | | | | | | | | | | | | | | | | | | | | | | | | | | | | | | |
| Sell Price Co. | Pcs. | | 3,383 | 19,893 | .85 | 2,870.55 | | | 2,870.55 | 7,233.00 | | | | | | | | | | | | | | | | | | | | | |
| Less Freight | " | | 3,383 | 19,893 | .058 | 1,944.00 | | | 1,944.00 | 5,111.00 | | | | | | | | | | | | | | | | | | | | | |
| Net Revenue | " | | 3,383 | 19,893 | .027 | 926.55 | | | 926.55 | 2,122.00 | | | | | | | | | | | | | | | | | | | | | |
| Local-Hwy. Mts. Co. | | | | | | | | | | | | | | | | | | | | | | | | | | | | | | | |
| 3/4 Peeled Hardwood Ties | Pcs. | | 2,223 | 18,151 | .800 | 1,778.40 | | | 1,778.40 | 4,545.60 | | | | | | | | | | | | | | | | | | | | | |
| #2 " " " | " | | 10,689 | 88,431 | .600 | 5,207.40 | | | 5,207.40 | 13,318.80 | | | | | | | | | | | | | | | | | | | | | |
| #1 " " " | " | | 704 | 5,864 | .500 | 2,932.00 | | | 2,932.00 | 7,482.40 | | | | | | | | | | | | | | | | | | | | | |
| S.R.s " " " | " | | 15,000 | 125,000 | .300 | 45,000.00 | | | 45,000.00 | 115,500.00 | | | | | | | | | | | | | | | | | | | | | |
| Total | " | | 18,716 | 157,446 | .600 | 54,647.80 | | | 54,647.80 | 142,846.80 | | | | | | | | | | | | | | | | | | | | | |
| Less Freight | " | | 18,716 | 157,446 | .400 | 62,978.40 | | | 62,978.40 | 163,825.20 | | | | | | | | | | | | | | | | | | | | | |
| Net Revenue | " | | 18,716 | 157,446 | .200 | 1,669.40 | | | 1,669.40 | 1,669.40 | | | | | | | | | | | | | | | | | | | | | |
| Local-Hwy. Mts. Co. | | | | | | | | | | | | | | | | | | | | | | | | | | | | | | | |
| 3/4 Peeled Hardwood Ties | Pcs. | | 748 | 10,335 | .818 | 6,130.74 | | | 6,130.74 | 15,777.87 | | | | | | | | | | | | | | | | | | | | | |
| #2 " " " | " | | 12,480 | 90,377 | .549 | 5,197.80 | | | 5,197.80 | 13,333.33 | | | | | | | | | | | | | | | | | | | | | |
| #1 " " " | " | | 48,612 | 64,888 | .585 | 37,973.94 | | | 37,973.94 | 97,897.25 | | | | | | | | | | | | | | | | | | | | | |
| S.R.s " " " | " | | 18,580 | 60,510 | .600 | 36,306.00 | | | 36,306.00 | 92,255.00 | | | | | | | | | | | | | | | | | | | | | |
| Total | " | | 74,820 | 103,335 | .612 | 85,617.48 | | | 85,617.48 | 218,226.05 | | | | | | | | | | | | | | | | | | | | | |
| Less Freight | " | | 74,820 | 103,335 | .419 | 62,978.40 | | | 62,978.40 | 163,825.20 | | | | | | | | | | | | | | | | | | | | | |
| Net Revenue | " | | 74,820 | 103,335 | .193 | 22,639.08 | | | 22,639.08 | 154,400.85 | | | | | | | | | | | | | | | | | | | | | |
| Add C.G.W.Ties | | | | | | | | | | | | | | | | | | | | | | | | | | | | | | | |
| 1936 taken into Treating Plant | " | | 48,612 | 64,888 | | | | | | | | | | | | | | | | | | | | | | | | | | | |

#.

STATEMENT OF PROFIT & LOSS, DIXON TIE MILL, DECEMBER, 1936.

| | DECEMBER 1936 | | | DECEMBER 1935 | | |
|-------------------------------------|------------------|-----------|--------------|------------------|-----------|--------------|
| | Total Ft. Equiv. | Per M Ft. | Total Amount | Total Ft. Equiv. | Per M Ft. | Total Amount |
| Total Deliveries - All Products | 661,457 | \$19.37 | \$12,814.44 | 533,580 | \$20.28 | \$10,828.04 |
| Cost of Deliveries Before Stumpage | | 13.27 | 8,780.98 | | 12.91 | 6,890.46 |
| Profit or Loss Before Stumpage | | 6.10 | 4,033.46 | | 7.37 | 3,937.58 |
| Less Stumpage | | 3.22 | 2,133.72 | | 3.35 | 1,790.97 |
| Total Profit or Loss After Stumpage | | 2.88 | 1,899.74 | | 4.01 | 2,136.61 |

| | GRAND TOTAL ALL PRODUCTS | | | HARDWOOD TIES | | | | | HARDWOOD SWITCH TIES | | | | | HARDWOOD SLABS | | | | | SOFTWOOD TIES | | | | | FULL HARDWOOD | | |
|---|--------------------------|-----------|--------------|---------------|----------------|-------------|------------------|------------------|----------------------|----------------|-------------|------------------|------------------|----------------|----------------|-------------|------------------|------------------|---------------|----------------|-------------|------------------|------------------|---------------|----------------|------------------|
| | Total Ft. Equiv. | Per M Ft. | Total Amount | Units Shipped | Price Per Unit | Feet Equiv. | Price Per M Feet | Total Deliveries | Units Shipped | Price Per Unit | Feet Equiv. | Price Per M Feet | Total Deliveries | Cords Shipped | Price Per Unit | Feet Equiv. | Price Per M Feet | Total Deliveries | Units Shipped | Price Per Unit | Feet Equiv. | Price Per M Feet | Total Deliveries | Units Shipped | Price Per Unit | Total Deliveries |
| PROFIT & LOSS - COMPARATIVE BY PRODUCTS YEAR 1936 - (12 Months) | | | | | | | | | | | | | | | | | | | | | | | | | | |
| Total Deliveries - All Products | 8,919,071 | \$ 19.56 | \$174,459.90 | 232,000 | \$.586 | 4,784,871 | \$28.44 | \$136,086.40 | | | | | | 10,335.30 | \$3.202 | 4,134,200 | \$ 8.01 | \$ 33,096.27 | | | | | | 18,161 | \$.291 | \$ 5,277.23 |
| Cost of Deliveries Before Stumpage | | 11.84 | 105,801.28 | | .275 | | 13.34 | 63,828.78 | | | | | | | 3.734 | | 9.33 | 38,695.08 | | | | | | | | \$ 3,176.42 |
| Profit or Loss Before Stumpage | | 7.72 | 68,658.62 | | .311 | | 15.10 | 72,257.62 | | | | | | | .532 | | 1.32 | 5,499.21 | | | | | | | | \$ 2,100.81 |
| Less: Stumpage | | 3.18 | 28,367.75 | | .100 | | 4.85 | 23,200.00 | | | | | | | .500 | | 1.25 | 5,157.75 | | | | | | | | |
| TOTAL PROFIT OR LOSS AFTER STUMPAGE | | 4.54 | 40,290.87 | | .211 | | 10.25 | 49,057.62 | | | | | | | 1.032 | | 2.87 | 10,687.56 | | | | | | | | \$ 2,100.81 |
| YEAR 1935 - (12 Months) | | | | | | | | | | | | | | | | | | | | | | | | | | |
| Total Deliveries - All Products | 6,534,038 | 19.56 | 127,550.76 | 164,847 | .560 | 3,178,565 | 29.03 | 92,295.22 | 9,082 | \$.898 | 300,446 | \$27.16 | \$ 8,155.99 | 7,490.00 | 3.332 | 2,996,000 | 8.30 | 24,878.00 | 1,121 | \$.977 | 39,027 | \$28.07 | \$ 1,095.35 | 3,860 | .290 | 1,125.20 |
| Cost of Deliveries Before Stumpage | | 12.06 | 78,542.85 | | .257 | | 13.85 | 44,018.22 | | .402 | | 12.15 | 3,550.32 | | 3.929 | | 9.92 | 29,731.49 | | .413 | | 11.86 | 453.01 | | | \$ 778.00 |
| Profit or Loss Before Stumpage | | 7.52 | 49,007.91 | | .303 | | 15.18 | 48,277.00 | | .496 | | 15.01 | 4,605.67 | | .647 | | 1.62 | 4,858.49 | | .564 | | 16.21 | 632.34 | | | 445.22 |
| Less: Stumpage | | 3.25 | 21,250.00 | | .100 | | 5.18 | 15,484.70 | | .100 | | 3.02 | 908.20 | | .500 | | 1.25 | 3,745.00 | | .100 | | 2.87 | 112.10 | | | |
| TOTAL PROFIT OR LOSS AFTER STUMPAGE | | 4.26 | 27,757.91 | | .193 | | 10.00 | 31,792.30 | | .396 | | 11.99 | 3,697.47 | | 1.147 | | 2.87 | 8,597.49 | | .464 | | 13.34 | 520.24 | | | \$ 445.22 |

| PRODUCTION DATA: | 12 Months 1936 | | 12 Months 1935 | |
|---|----------------|---------|----------------|---------|
| | No. Ties Sawn | 231,840 | | 175,504 |
| Cords of Slabs Produced | 10,335.30 | | 7,490 | |
| Feet Tie Cuts Used | 8,919,293 | | 6,531,456 | |
| Average Ties Produced Per Hour | 51.2 | | 52 | |
| Average No. Cords Slabs Produced Per Hour | 2.3 | | 2.2 | |
| No. Hours Operated | 4,532 | | 3,379.5 | |

| | 12 Months 1936 | | 12 Months 1935 | | Name of Railroad | Ties Con- tracted for | Shipments During 1936 | Shipments During 1935 | Balance Due |
|---|----------------|---------|----------------|---------|--------------------|--------------------------|--------------------------|--------------------------|-------------|
| | Per M Ft. | Per Tie | Per M Ft. | Per Tie | | | | | |
| Tie Cut Cost Per M Feet Tie Cuts Used | \$ 7.96 | \$.306 | \$ 8.57 | \$.318 | C.G.W.R.R.Co. | 100,000 | 9,423 | - | |
| Tie Mfg. Cost Per M Feet Tie Cuts Used | 2.89 | .111 | 2.77 | .103 | (Contract 11/7/35) | - | 90,577 | - | |
| Slab Mfg. Cost per M Feet Tie Cuts Used | .63 | .024 | .61 | .023 | C.M.W.Ry.Co. | 100,000 | 2,214 | 98,003 | |
| TOTAL PRODUCTION COST | 11.48 | .441 | 11.95 | .444 | (" 12/10/35) | 250,000 | - | 13,180 | |
| | | | | | (" 1937) | 25,000 | - | 25,000 | |
| | | | | | M.S.F.&S.M.Ry.Co. | 15,000 | - | 5,777 | |
| | | | | | M.&S.L.R.R.Co. | 490,000 | 11,637 | 252,537 | |
| | | | | | (" 4/1/36) | - | - | - | |
| | | | | | Total | - | - | 245,043 | |

WOL:ME-5,
1/22/37.

The following statement shows Tie Mill information for 1936 as compared with 1935 and 1934:

| | 1936 | 1935 | 1934 |
|---|---------------|---------------|---------------|
| Hardwood Ties Sold | 250,151 pcs. | 178,930 pcs. | 156,940 pcs. |
| Average Selling Price | \$.565 | \$.574 | \$.588 |
| Selling Price Per M Ft. Ties & Slabs | \$ 19.56 | \$ 19.58 | \$ 20.37 |
| Cost per M Ft. Ties & Slabs including Tie Mill Operating | 11.84 | 12.06 | 12.35 |
| Recovery Per M Ft. Ties & Slabs | 7.72 | 7.52 | 8.02 |
| Furnace Slab Prices | \$ 3.00 | \$ 3.00 | \$ 3.00 |
| Number of Feet Tie Cuts Used | 8,912,293 ft. | 6,531,436 ft. | 5,530,721 ft. |
| Total Returns Ties & Slabs | \$68,858.62 | \$49,007.91 | \$44,494.70 |
| Total Net Returns Per Tie from Slabs & Ties after Stumpage | \$.162 | \$.155 | \$.164 |

PLANING MILL:

The Planing Mill at Munising was operated 189 days during the year compared with 184 days during 1935. The following statement shows the quantities of lumber worked for the current year with previous years for comparison:

| | 1936 | 1935 | 1934 | 1933 | 1932 |
|----------|-------------|-----------|-----------|-----------|-----------|
| Hardwood | 3,700 ft. | 7,025 ft. | 650 ft. | 4,962 ft. | 1,600 ft. |
| Softwood | 943,013 " | 902,068 " | 398,667 " | 427,999 " | 492,249 " |
| Custom | 91,618 " | 53,508 " | 145,112 " | 227,378 " | |
| Total | 1,038,331 " | 962,601 " | 544,429 " | 660,339 " | 493,849 " |

RETAIL YARD:

We continue to operate the Retail Yard at Munising, Michigan, and during the year we sold through this operation the following stock:

| | 1936 | 1935 | 1934 | 1933 |
|-----------------------|---------------|---------------|-------------|-------------|
| Manufactured Softwood | 1,367,298 ft. | 1,038,591 ft. | 732,232 ft. | 663,996 ft. |
| Manufactured Hardwood | 5,427 " | 9,272 " | 7,858 " | 4,398 " |
| Total Manufactured | 1,372,725 " | 1,047,863 " | 740,000 " | 668,394 " |
| Purchased Softwood | 2,864 " | None | None | 18,858 " |
| Purchased Hardwood | 2,419 " | " | " | 13,530 " |
| Total Purchased | 5,283 " | " | " | 32,388 " |
| Grand Total | 1,378,008 " | 1,047,863 " | 740,090 " | 700,782 " |

The profit for the year is \$6,323.68 compared with a profit of \$3,181.46 for 1935.

COMPENSATION CASES:

As of December 31st, 1936, there were nineteen active cases upon which the Company pays compensation and two other cases on which the Insurance Company pays compensation.

Of the twenty-one cases open, fifteen of them are 1936 cases, of which two are of any consequence; one skull fracture with concussion of the brain, the other consisting of multiple injuries, including possible loss of sight of an eye. The other 1936 cases will all be closed during the months of January and February, 1937.

A detailed statement is made a part of this report, showing the total expense for hospital and medical care and compensation payments. It also shows the amount of compensation paid by the Insurance Company. The number of accidents per man employed was .34 for 1936 as compared with .259 for 1935. The actual expense during 1936 was \$15,120.90 as compared with \$12,457.55 in 1935. At the end of 1936, the reserve account, to take care of long time cases, shows \$5,989.73 as compared with \$5,264.58 at the end of 1935.

The increase in the 1936 cost over the 1935 cost is due principally to the following reasons:

1. Increase in the number of accidents of 18 over the number of accidents in 1935.
2. Increase in the number of fractures of legs, arms, feet and other bones, also increase in other serious injuries.
3. Case No. 1789, Eino Karasti, skull fracture and concussion of the brain, which accident alone has cost us \$1,180.25 to Dec. 31, 1936, and will undoubtedly prove to be permanent partial disability.
4. Settlement with two long time cases, which increased the cost for this year approximately \$1,200.00.

COST OF PRODUCTION:

Our logging operations have been conducted during the year on a six 8-hour day basis, the men working 48 hours per week, which we find to be the most efficient manner in which to conduct our woods work. Under NRA we worked only 40 hours.

As of November 16th, 1936, wages were increased in our woods operations approximately ten percent.

We include further along in this report graphs showing the monthly and yearly logging costs.

Attention is called to the logging cost now prevailing in our logging operations and although wage rates and cost of supplies are now above what they were in 1928 and 1929 our average costs for the past year are approximately 55 percent of what they were in those years.

THE CLEVELAND - CLIFFS IRON COMPANY
LAND DEPARTMENT

ANNUAL COMPARATIVE STATEMENT OF PERSONAL INJURY EXPENSE - YEARS 1936-1935.

| ACCIDENT NO. | NAME OF INJURED | DATE OF INJURY | LOCATION | DEPARTMENT | OCCUPATION | C OR N/C | HOSPITAL MEDICAL & MISC. | COMPENSATION | | TOTAL EXPENSE FOR THE YEAR | STATUS AS OF DEC. 31, 1936 |
|--------------|--|----------------|------------|------------|-----------------|----------|--------------------------|--------------|---------------|----------------------------|----------------------------|
| | | | | | | | | INS. CO. | THE C.C.I.CO. | | |
| 950 | Wm. Kovik | 10/13/26 | Camp 119-4 | Logging | Sawyer | C | | | \$ 269.20 | \$ 269.20 | Closed |
| 1344 | Matt Makela | 11/ 4/30 | Camp 159-2 | Logging | Sawyer | C | | | 602.16 | 602.16 | 74 weeks left |
| 1387 | Eino Hupola | 1/30/31 | Camp 159-2 | Logging | Sawyer | C | | | 1,200.03 | 1,200.03 | Closed |
| 1460 | John Laskie | 1/11/32 | Camp 154-2 | Logging | Car Repairer | C | | | 424.00 | 424.00 | Open |
| 1468 | Wm. Vaulkonen | 4/20/32 | Camp 154-4 | Logging | Sawyer | C | | | 613.72 | 613.72 | Closed |
| 1472 | Anton Kordish | 6/23/32 | Camp 154-4 | Logging | Sawyer | Fatal | | | 433.80 | 433.80 | Closed |
| 1511 | Ben Gasper | 1/20/33 | Camp 154-1 | Logging | Teamster | C | | | 371.00 | 371.00 | Open |
| 1565 | Dave Rantanen | 9/ 2/33 | Camp 154-6 | Logging | Laying Ry.Steel | C | | \$ 936.00 | | 936.00 | Open |
| 1579 | James Steele | 11/ 7/33 | Camp 154-1 | Logging | Roadman | C | | 482.56 | | 482.56 | Open |
| 1660 | David Toivonen | 12/13/34 | Camp 196-7 | Logging | Sawyer | C | \$ 7.50 | | | 7.50 | Closed |
| 1666 | Mike Nenskis | 1/18/35 | Camp 154-6 | Logging | Swamper | C | 169.36 | | 506.52 | 675.88 | Open |
| 1675 | Louis Kordish | 3/25/35 | Camp 196-7 | Logging | Sawyer | C | 22.50 | | | 22.50 | Closed |
| 1681 | Ed. Anttila | 4/19/35 | Camp 154-6 | Logging | Hooker | C | 37.44 | | | 37.44 | Closed |
| 1684 | Walter Scranton | 4/29/35 | Camp 196-7 | Logging | Swamper | C | 5.00 | | | 5.00 | Closed |
| 1721 | Frank Benchino | 9/10/35 | Camp 196-7 | Logging | Sawyer | C | 12.00 | 138.00 | | 150.00 | Closed |
| 1738 | Stanley Koloski | 10/28/35 | Camp 196-7 | Logging | Sawyer | C | 13.20 | | | 13.20 | Closed |
| 1745 | Roy Howland | 11/18/35 | Camp 196-7 | Logging | Teamster | C | 264.52 | 232.00 | | 496.52 | Closed |
| 1747 | Carrol Wickstrom | 11/26/35 | Camp 196-9 | Logging | Sawyer | N/C | 3.00 | | | 3.00 | Closed |
| 1748 | Frank Truden | 12/ 3/35 | Camp 196-7 | Logging | Sawyer | N/C | 9.00 | | | 9.00 | Closed |
| 1749 | Thorson Nelson | 12/18/35 | Camp 196-8 | Logging | Teamster | C | 127.50 | 98.99 | | 226.49 | Closed |
| 1750 | Alex Johnson, Jr. | 12/22/35 | Tie Mill | Tie Mill | Load.Ties | N/C | 8.00 | | | 8.00 | Closed |
| | Total Expense in 1936 on Previous Years' Cases | | | | | | 679.02 | 1,418.56 | 4,889.42 | 6,987.00 | |
| 1751 | August Honka | 1/14/36 | Camp 196-7 | Logging | Sawyer | C | 69.68 | | 47.64 | 117.32 | Closed |
| 1752 | Arvo Maki | 1/16/36 | Camp 196-7 | Logging | Sawyer | C | 9.90 | | 13.44 | 23.34 | Closed |
| 1753 | Louis Bartol | 1/17/36 | Camp 196-9 | Logging | Sawyer | C | 74.82 | | 128.67 | 203.49 | Closed |
| 1754 | Joe Woida | 1/ 8/35 | Camp 196-8 | Logging | Choreman | N/C | 40.00 | | | 40.00 | Closed |
| 1755 | John Retka | 12/31/35 | Camp 196-7 | Logging | Swamper | N/C | 146.48 | | | 146.48 | Closed |
| 1756 | Frank Vindishman | 1/21/36 | Camp 196-8 | Logging | Sawyer | N/C | - | | | - | Closed |
| 1757 | Waino Kallio | 1/22/36 | Camp 196-7 | Logging | Swamper | C | 139.47 | 64.80 | | 204.27 | Closed |
| 1758 | Emil Krause | 1/22/36 | Camp 196-7 | Logging | Car Repairer | C | 29.40 | 15.47 | | 44.87 | Closed |
| 1759 | Louis Vessel | 1/29/36 | Camp 196-9 | Logging | Sawyer | C | 44.85 | 15.54 | | 60.39 | Closed |
| 1760 | Joe Debelak | 1/30/36 | Camp 196-7 | Logging | Sawyer | C | 14.60 | 5.52 | | 20.12 | Closed |
| 1761 | L. H. Prato | 1/31/36 | Camp 196-7 | Logging | Swamper | C | 74.90 | 41.76 | | 116.66 | Closed |
| 1762 | Eino Vartti | 2/ 5/36 | Camp 196-9 | Logging | Sawyer | C | 91.66 | 52.64 | | 144.30 | Closed |
| 1763 | Ed. Hendricks on | 2/ 1/36 | Camp 196-8 | Logging | Cooke | N/C | 18.50 | | | 18.50 | Closed |
| 1764 | Arvid Puro | 2/13/36 | Camp 196-7 | Logging | Sawyer | C | 18.28 | 10.03 | | 28.31 | Closed |
| 1765 | Walter Murk | 2/20/36 | Camp 196-7 | Logging | Sawyer | C | 108.50 | 183.60 | | 292.10 | Closed |
| 1766 | John Kuzman | 2/26/36 | Camp 196-7 | Logging | Sawyer | C | 24.00 | 11.00 | | 35.00 | Closed |
| 1767 | Vern Lassila | 2/25/36 | Camp 196-7 | Logging | Sawyer | C | 20.50 | 119.72 | | 140.22 | Closed |
| 1768 | Toivo Johnson | 3/ 8/36 | Tie Mill | Tie Mill | Loading Ties | N/C | 12.30 | | | 12.30 | Closed |
| 1769 | Tydo Johnson | 3/19/36 | Camp 196-7 | Logging | Sawyer | C | 25.00 | 129.30 | | 154.30 | Closed |
| 1770 | Eino Oja | 3/19/36 | Camp 196-8 | Logging | Teamster | C | 4.50 | 6.19 | | 10.69 | Closed |
| 1771 | Albert Linne | 3/25/36 | Camp 196-9 | Logging | Sawyer | C | 2.50 | 1.57 | | 4.07 | Closed |
| 1772 | Steve Demagola | 3/30/36 | Camp 196-8 | Logging | Sawyer | C | 20.00 | 14.90 | | 34.90 | Closed |
| 1773 | John Kashman | 4/10/36 | Camp 196-7 | Logging | Swamper | C | 21.50 | 25.92 | | 47.42 | Closed |
| 1774 | Mike Veikko | 4/11/36 | Camp 196-7 | Logging | Teamster | C | 124.35 | 55.68 | | 180.03 | Closed |
| 1775 | Woodrow Wynn | 4/13/36 | Camp 196-8 | Logging | Teamster | N/C | - | | | - | Closed |
| 1776 | John Golanda | 4/16/36 | Camp 196-8 | Logging | Sawyer | N/C | 11.00 | | | 11.00 | Closed |
| 1777 | Victor Johnson | 4/16/36 | Camp 196-8 | Logging | Teamster | C | 307.22 | 180.96 | | 488.18 | Closed |
| 1778 | Burwell Unsworth | 4/22/36 | Camp 196-9 | Logging | Teamster | C | 3.90 | 2.88 | | 6.78 | Closed |

| ACCIDENT NO. | NAME OF INJURED | DATE OF INJURY | LOCATION | DEPARTMENT | OCCUPATION | C OR N/C | HOSPITAL MEDICAL & MISC. | COMPENSATION | | TOTAL EXPENSE FOR THE YEAR | STATUS AS OF DEC.31,1936 |
|--------------|---------------------|----------------|--------------|-------------|---------------------|----------|--------------------------|--------------|---------------|----------------------------|--------------------------|
| | | | | | | | | INS. CO. | THE C.C.I.CO. | | |
| 1779 | Elmer Robinson | 4/23/36 | Camp 196-7 | Logging | Sawyer | N/C | \$ 3.90 | | | \$ 3.90 | Closed |
| 1780 | Chas. Butram | 4/24/36 | Camp 196-8 | Logging | Teamster | N/C | - | | | - | Closed |
| 1781 | Joe. Neidzwecki | 5/ 1/36 | Camp 196-8 | Logging | Sawyer | C | 40.90 | \$ 39.01 | | 79.91 | Closed |
| 1782 | Louis Knaus | 5/ 7/36 | Camp 196-7 | Logging | Laying Steel | N/C | 4.50 | | | 4.50 | Closed |
| 1783 | Elmer Salminen | 5/ 9/36 | Tie Mill | Tie Mill | Load.Ties | C | 11.90 | 9.60 | | 21.50 | Closed |
| 1784 | Ralph Samuelson | 5/13/36 | Tie Mill | Tie Mill | Load.Ties | C | 5.95 | 1.60 | | 7.55 | Closed |
| 1785 | Robert Ames | 5/13/36 | Camp 196-8 | Logging | Teamster | C | 161.56 | 80.43 | | 241.99 | Closed |
| 1786 | Gordon McGahey | 5/18/36 | Camp 196-8 | Logging | Teamster | C | 514.48 | 296.96 | | 811.44 | Open |
| 1787 | Vaino Johnson | 5/18/36 | Tie Mill | Tie Mill | Tail Down | N/C | 9.20 | | | 9.20 | Closed |
| 1788 | John Erkontalo, Jr. | 5/19/36 | Tie Mill | Tie Mill | Chain Tie Cuts | N/C | 2.95 | | | 2.95 | Closed |
| 1789 | Eino Karasti | 5/21/36 | Camp 196-8 | Logging | Sawyer | C | 604.25 | 576.00 | | 1,180.25 | Open |
| 1790 | Paul Fisher | 5/22/36 | Camp 196-8 | Logging | Teamster | C | 294.15 | 188.69 | | 482.84 | Closed |
| 1791 | Alex Johnson | 5/23/36 | Tie Mill | Tie Mill | Repairs | C | 22.00 | 1.60 | | 23.60 | Closed |
| 1792 | Walter Oja | 6/12/36 | Tie Mill | Tie Mill | Load.Ties | N/C | 10.00 | | | 10.00 | Closed |
| 1793 | Chas. Laakso | 6/17/36 | Camp 196-8 | Logging | Sawyer | N/C | 6.50 | | | 6.50 | Closed |
| 1794 | Albert R. Bovan | 3/28/36 | Camp 196-9 | Logging | Loader Eng. | C | 27.75 | 10.67 | | 38.42 | Closed |
| 1795 | Aade Alfred | 6/26/36 | Camp 196-7 | Logging | Trackman | C | 113.36 | 70.56 | | 183.92 | Closed |
| 1796 | Thomas Hinds | 7/ 1/36 | Camp 196-8 | Logging | Swamper | C | 33.84 | 20.16 | | 54.00 | Closed |
| 1797 | Frank Nelc | 7/ 1/36 | Camp 196-8 | Logging | Hooker | C | 6.50 | 13.92 | | 20.42 | Closed |
| 1798 | Halgard Lundbom | 7/20/36 | Planing Mill | Plan.Mill | Laborer | N/C | 2.00 | | | 2.00 | Closed |
| 1799 | Toivo Mattson | 7/22/36 | Tie Mill | Tie Mill | Sort.Slabs | N/C | 6.80 | | | 6.80 | Closed |
| 1800 | Brady Donathan | 7/28/36 | Camp 196-7 | Logging | Sawyer | N/C | 3.00 | | | 3.00 | Closed |
| 1801 | George Truckey | 8/ 4/36 | Oper. 196 | Logging | Loco. Engr. | C | 40.25 | 24.00 | | 64.25 | Closed |
| 1802 | Chas. Cook | 8/ 5/36 | Ret.Lbr.Yd. | Ret.Lbr.Yd. | Laborer | N/C | 6.00 | | | 6.00 | Closed |
| 1803 | Edgar Bowerman | 8/ 5/36 | Camp 196-8 | Logging | Teamster | N/C | 2.00 | | | 2.00 | Closed |
| 1804 | Halgard Lundbom | 8/14/36 | Plan.Mill | Plan.Mill | Laborer | N/C | 4.50 | | | 4.50 | Closed |
| 1805 | Joe Dolaski | 8/15/36 | Camp 196-7 | Logging | Sawyer | C | 90.36 | 141.60 | | 231.96 | Closed |
| 1806 | Joe Brant | 8/17/36 | Camp 196-8 | Logging | Sawyer | N/C | 8.65 | | | 8.65 | Closed |
| 1807 | Matt Mikulich | 8/20/36 | Camp 196-8 | Logging | Sawyer | N/C | 2.00 | | | 2.00 | Closed |
| 1808 | Elmer Smith | 8/22/36 | Camp 196-8 | Logging | Swamper | C | 12.70 | 1.44 | | 14.14 | Closed |
| 1809 | Albert Inman | 9/ 3/36 | Camp 196-7 | Logging | Swamper | N/C | 4.20 | | | 4.20 | Closed |
| 1810 | Edwin Lindeblad | 9/ 3/36 | Camp 196-7 | Logging | Lay.&Lift.Ry. Steel | C | 25.65 | 54.00 | | 79.65 | Closed |
| 1811 | Ed. Mikulich | 9/ 5/36 | Camp 196-9 | Logging | Sawyer | N/C | 4.50 | | | 4.50 | Closed |
| 1812 | Peter Savich | 9/ 9/36 | Camp 196-8 | Logging | Sawyer | C | 13.50 | 12.00 | | 25.50 | Closed |
| 1813 | Wilho Salo | 9/10/36 | Camp 196-8 | Logging | Cooke | C | 65.67 | 16.59 | | 82.26 | Closed |
| 1814 | Chas. Carlson | 9/12/36 | Camp 196-8 | Logging | Teamster | C | 6.00 | 55.68 | | 61.68 | Closed |
| 1815 | Elmer Strand | 9/14/36 | Tie Mill | Tie Mill | Laborer | N/C | 4.50 | | | 4.50 | Closed |
| 1816 | Dan Hall | 9/18/36 | Camp 196-8 | Logging | Teamster | C | 57.87 | 106.72 | | 164.59 | Closed |
| 1817 | Chas. Posio | 9/19/36 | Camp 196-8 | Logging | Sawyer | C | 84.82 | 166.73 | | 251.55 | Closed |
| 1818 | Tauno Vartti | 9/23/36 | Camp 196-8 | Logging | Sawyer | N/C | 3.00 | | | 3.00 | Closed |
| 1819 | Matt J. Koskinen | 9/23/36 | Camp 196-7 | Logging | Sawyer | C | 284.42 | 183.68 | | 468.10 | Open |
| 1820 | Ernest Riley | 9/24/36 | Camp 196-9 | Logging | Car Repairer | C | 18.70 | 18.56 | | 37.26 | Closed |
| 1821 | Millard Gallion | 9/25/36 | Camp 196-8 | Logging | Sawyer | N/C | 9.00 | | | 9.00 | Closed |
| 1822 | Angus Cameron, Jr. | 9/26/36 | Camp 196-8 | Logging | Cutt.CarStakes | N/C | - | | | - | Closed |
| 1823 | George Misko | 9/27/36 | Camp 196-7 | Logging | Cooke | C | 199.35 | 129.35 | | 328.70 | Open |
| 1824 | Hugo Strand | 9/28/36 | Tie Mill | Tie Mill | Sort.Slabs | C | 128.07 | 108.00 | | 236.07 | Closed |
| 1825 | Frank Meki | 9/28/36 | Camp 196-8 | Logging | Lay.Ry.Steel | C | 33.40 | 15.00 | | 48.40 | Closed |
| 1826 | Edgar Bowerman | 10/ 5/36 | Camp 196-8 | Logging | Teamster | C | 81.20 | 23.20 | | 104.40 | Closed |
| 1826 1/2 | Russell Wilder | 10/ 9/36 | Camp 196-7 | Logging | Trackman | N/C | 4.50 | | | 4.50 | Closed |
| 1827 | Seeli Marjiniemi | 10/17/36 | Oper. #203 | Logging | Lay.Ry.Steel | N/C | 4.50 | | | 4.50 | Closed |
| 1828 | Albert Makel | 10/23/36 | Camp 196-8 | Logging | Sawyer | N/C | - | | | - | Closed |
| 1829 | Carl May | 10/26/36 | Camp 196-8 | Logging | Teamster | C | 131.67 | 92.80 | | 224.47 | Closed |
| 1830 | John Erickson | 10/27/36 | Camp 196-9 | Logging | Teamster | C | 8.00 | 15.46 | | 23.46 | Closed |
| 1831 | Andrew Smith | 10/28/36 | Camp 196-8 | Logging | Teamster | C | 14.50 | 35.02 | | 49.52 | Closed |
| 1832 | Fred Cannon | 10/28/36 | Camp 196-7 | Logging | Foreman | N/C | 10.50 | | | 10.50 | Closed |
| 1833 | Harry Minenko | 10/18/36 | Camp 196-7 | Logging | Cooke | N/C | 3.00 | | | 3.00 | Closed |
| 1834 | Floyd Groh | 11/ 2/36 | Camp 196-9 | Logging | Sawyer | C | 17.50 | 2.12 | | 19.62 | Closed |
| 1835 | Mike Morgan | 11/ 6/36 | Camp 196-7 | Logging | Teamster | C | 122.60 | 74.24 | | 196.84 | Open |

| ACCIDENT NO. | NAME OF INJURED | DATE OF INJURY | LOCATION | DEPARTMENT | OCCUPATION | C OR N/C | HOSPITAL MEDICAL & MISC. | COMPENSATION | | TOTAL EXPENSE FOR THE YEAR | STATUS AS OF DEC.31,1936 |
|--|---------------------|----------------|------------|-------------|---------------|---|--------------------------|--------------|---------------|----------------------------|--------------------------|
| | | | | | | | | INS. CO. | THE C.C.I.CO. | | |
| 1836 | John Carr | 11/9/36 | Camp 196-9 | Logging | Sawyer | N/C | \$ 4.50 | | | \$ 4.50 | Closed |
| 1837 | Einar Pajunen | 11/10/36 | Tie Mill | Tie Mill | Load.Ties | C | 64.25 | | \$ 84.00 | 148.25 | Open |
| 1838 | Harry Cameron | 11/16/36 | Camp 196-7 | Logging | Teamster | C | 139.62 | | 55.68 | 195.30 | Open |
| 1839 | Elmer Salminen | 9/11/36 | Tie Mill | Tie Mill | Load.Ties | C | 4.50 | | 12.00 | 16.50 | Closed |
| 1840 | Chas. Carlson | 11/20/36 | Camp 196-8 | Logging | Teamster | C | 99.35 | | 55.68 | 155.03 | Open |
| 1841 | John M. Maki | 11/21/36 | Camp 196-8 | Logging | B.S.Helper | C | 155.75 | | 55.68 | 211.43 | Open |
| 1842 | Jay Wynn | 11/ 4/36 | Camp 196-8 | Logging | Barn Boss | N/C | 3.00 | | | 3.00 | Closed |
| 1843 | Louis Novack | 11/16/36 | Camp 196-9 | Logging | Swamper | N/C | - | | | - | Closed |
| 1844 | Francis Lincoln | 11/26/36 | Camp 196-8 | Logging | Sawyer | C | 4.50 | 9.00 | | 13.50 | Closed |
| 1845 | Fred Van Hala | 11/27/36 | Camp 196-8 | Logging | Sawyer | N/C | - | | | - | Closed |
| 1846 | John Nilipa | 11/28/36 | Camp 196-8 | Logging | Cut.CarStakes | C | 6.00 | 9.60 | | 15.60 | Closed |
| 1847 | John Arseneault | 11/30/36 | Camp 196-7 | Logging | Cooke | N/C | - | | | - | Closed |
| 1848 | Stanley Burke | 8/25/35 | Camp 196-7 | Logging | Piecemaker | C | 146.29 | | | 146.29 | Open |
| 1849 | Phil Ferdy | 12/ 2/36 | Camp 196-8 | Logging | Teamster | C | | 30.72 | | 30.72 | Open |
| 1850 | Ed. Moline | 12/10/36 | Camp 196-8 | Logging | Teamster | N/C | 6.00 | | | 6.00 | Closed |
| 1851 | Elmer Strand | 12/11/36 | Camp 196-8 | Logging | Cut.CarStakes | N/C | 4.50 | | | 4.50 | Closed |
| 1852 | Leroy Berry | 12/16/36 | Camp 196-8 | Logging | Choreman | C | 31.34 | | | 31.34 | Open |
| 1853 | Leonard Wester | 12/18/36 | Camp 196-7 | Logging | Sawyer | C | - | | | - | Open |
| 1854 | Frank Congleton | 12/23/36 | Camp 196-7 | Logging | Teamster | C | 7.50 | | | 7.50 | Open |
| 1855 | John Erkintalo, Jr. | 12/ 9/36 | Tie Mill | Tie Mill | Setter | C | - | | | - | Open |
| Total Expense in 1936 on 1936 Cases | | | | | | | \$5,527.48 | | \$4,924.98 | \$9,552.46 | |
| Grand Total Expense in 1936 | | | | | | | \$6,206.50 | \$1,418.56 | \$8,914.40 | \$16,539.46 | |
| Grand Total Expense in 1935 | | | | | | | \$4,626.05 | \$1,409.28 | \$7,831.50 | \$13,866.83 | |
| <u>DISTRIBUTION OF HOSPITAL, MEDICAL, & MISCELLANEOUS EXPENSE:</u> | | | | 1936 | 1935 | <u>ANALYSIS OF ACTUAL COST TO COMPANY:</u> | | | | | |
| Hospitals: | | | | | | Hospitals & Medical Expense | | | | | |
| Munising Hospital, Munising, Mich. | | | | \$ 1,758.50 | \$ 1,249.96 | \$ 6,206.50 | | | | | |
| Ishpeming Hospital, Ishpeming, Mich. | | | | 280.40 | 174.28 | 8,914.40 | | | | | |
| St. Luke's Hospital, Marquette, Mich. | | | | | 40.64 | Total Actual Expense | | | | | |
| St. Mary's Hospital, Rochester, Minn. | | | | | 89.80 | \$15,120.90 | | | | | |
| Total Hospitals | | | | \$ 2,038.90 | \$ 1,554.68 | | | | | | |
| Doctors: | | | | | | STATISTICAL INFORMATION: | | | | | |
| T. W. Scholtes, Munising, Mich. | | | | \$ 839.00 | \$ 1,117.86 | Payroll - All Operations | | | | | |
| H. Barnes, Munising, Mich. | | | | 1,519.50 | 521.50 | \$318,614.20 | | | | | |
| G. B. Wickstrom, Munising, Mich. | | | | 18.00 | 5.00 | Meals & Lodging | | | | | |
| C. J. Light, Munising, Mich. | | | | 9.00 | 33.00 | 7,367.22 | | | | | |
| G. A. Trueman, Munising, Mich. | | | | 6.00 | 7.00 | Grading & Contractors Payrolls & Meals | | | | | |
| W. A. Mudge, Negaunee, Mich. | | | | 10.00 | | Total Payroll | | | | | |
| J. D. Crane, Ishpeming, Mich. | | | | 80.00 | 150.00 | \$338,725.41 | | | | | |
| Mayo Clinic, Rochester, Minn. | | | | 85.00 | 200.00 | Rate per \$100.00 of payroll on actual expense | | | | | |
| A. K. Bennett, Marquette, Mich. | | | | | 8.00 | \$ 4.464 | | | | | |
| A. Erickson, Marquette, Mich. | | | | | 10.00 | \$ 3.980 | | | | | |
| J. O. VonZellan, Marquette, Mich. | | | | | 25.75 | Compensable Accidents | | | | | |
| D. P. Hornbogen, Marquette, Mich. | | | | | 12.00 | 66 | | | | | |
| A. R. Peterson, Daggett, Mich. | | | | | 18.00 | Non-compensable Accidents | | | | | |
| Dr. Badgley & Others, Ann Arbor, Mich. | | | | | 10.00 | 40 | | | | | |
| Total Doctors | | | | \$ 2,566.50 | \$ 2,118.11 | Total Number of Accidents | | | | | |
| | | | | | | 106 | | | | | |
| Special Nursing Service | | | | \$ 158.00 | | Number of Men Employed: | | | | | |
| Board & Lodging of Injured not Hospitalized | | | | 1,226.02 | \$ 749.77 | Company Payrolls | | | | | |
| Transportation of Injured | | | | 185.34 | 164.34 | 312 | | | | | |
| Drugs & Appliances | | | | 31.74 | 23.15 | Contractors Payrolls | | | | | |
| Miscellaneous | | | | | 16.00 | - | | | | | |
| | | | | | | Average Number of Men Employed | | | | | |
| Grand Total Hospital, Medical & Miscellaneous | | | | \$ 6,206.50 | \$ 4,626.05 | 312 | | | | | |
| | | | | | | \$ 48.46 | | | | | |
| | | | | | | Total Cost per Man Employed | | | | | |
| | | | | | | \$ 48.46 | | | | | |
| | | | | | | Number of Accidents per Man Employed | | | | | |
| | | | | | | .340 | | | | | |
| | | | | | | .259 | | | | | |
| | | | | | | Reserve set up on payroll to take care of expense | | | | | |
| | | | | | | ② 5.75 per \$100.00 of logging payrolls: | | | | | |
| | | | | | | Balance of Reserve Account 12/31/35 | | | | | |
| | | | | | | \$ 5,264.58 | | | | | |
| | | | | | | Reserve set up in 1936 | | | | | |
| | | | | | | Total | | | | | |
| | | | | | | 15,846.05 | | | | | |
| | | | | | | Less Expense in 1936 | | | | | |
| | | | | | | 21,110.63 | | | | | |
| | | | | | | Balance of Reserve, Dec. 31st, 1936 | | | | | |
| | | | | | | 15,120.90 | | | | | |
| | | | | | | \$ 5,989.73 | | | | | |

THE CLEVELAND-CLIFFS IRON COMPANY

LAND DEPARTMENT OFFICE EXPENSE - COMPARATIVE

| ACCOUNT NO. | ACCOUNT OF | 1937 ESTIMATE | YEAR 1936 | YEAR 1935 | YEAR 1934 | YEAR 1933 | YEAR 1932 | YEAR 1931 | YEAR 1930 |
|-------------|--|------------------|------------------|------------------|------------------|------------------|------------------|------------------|------------------|
| 1 | Salaries | \$ 42,500.00 | \$ 37,910.75 | \$ 34,096.33 | \$ 34,003.47 | \$ 29,573.50 | \$ 28,374.83 | \$ 42,783.84 | \$ 46,933.00 |
| 2 | Printing & Stationery | 1,700.00 | 1,058.44 | 1,801.17 | 1,366.12 | 831.03 | 718.99 | 990.56 | 920.01 |
| 3 | Postage | 900.00 | 910.42 | 998.79 | 951.60 | 716.18 | 614.95 | 515.08 | 395.99 |
| 4 | Office Furniture & Fixtures | 300.00 | 287.39 | 286.46 | 54.15 | 40.25 | 93.82 | 146.37 | 86.83 |
| 5 | Office Expenses | 3,800.00 | 3,882.92 | 3,431.80 | 4,480.72 | 2,720.64 | 2,766.27 | 3,290.67 | 3,288.35 |
| 6 | Telephone & Telegraph | 1,100.00 | 1,112.95 | 1,174.51 | 1,202.99 | 1,136.84 | 1,064.62 | 1,330.92 | 901.53 |
| 7 | Rentals | 300.00 | 300.00 | 300.00 | 300.00 | 300.00 | 300.00 | 300.00 | 300.00 |
| 8 | Legal Expense | 2,400.00 | 2,327.11 | 2,406.06 | 2,451.21 | 2,299.51 | 2,818.25 | 3,157.41 | 3,193.64 |
| 9 | Traveling & Entertaining | 2,500.00 | 2,139.26 | 2,965.02 | 2,577.24 | 1,363.09 | 2,020.24 | 2,320.87 | 1,909.75 |
| 10 | Donations | 500.00 | 517.50 | 529.82 | 532.23 | 538.18 | 545.00 | 792.31 | 1,130.16 |
| 11 | General Welfare | 750.00 | 740.00 | 917.60 | 900.50 | 569.52 | 841.55 | 1,632.34 | 1,028.09 |
| 13 | Stable Expense (Including Autos) | 2,400.00 | 2,272.89 | 2,129.63 | 1,596.81 | 1,584.58 | 2,388.42 | 3,941.33 | 3,597.54 |
| 14 | Exchange | - | - | 42.74 | 108.81 | - | - | - | - |
| 15 | Pensions Paid | 240.00 | 240.00 | 240.00 | 240.00 | 240.00 | 250.08 | 333.36 | 333.36 |
| 17 | Engineering | 5,500.00 | 4,917.73 | 4,065.37 | 3,825.29 | 3,610.17 | 3,515.16 | 4,462.16 | 4,935.31 |
| 19 | Abstracting & Recording | 100.00 | 99.50 | 167.50 | 156.45 | 6.60 | 8.95 | 84.65 | 38.50 |
| 20 | Unemployment Insurance Tax | 6,700.00 | 3,259.82 | - | - | 1.86 | 10.41 | 175.21 | - |
| | Federal Old Age Benefit | 3,000.00 | - | - | - | - | - | - | - |
| 21 | Special Expense | 2,500.00 | 2,526.60 | 5,501.39 | 2,769.61 | 2,774.26 | 1,171.39 | 2,248.74 | 2,477.18 |
| 22 | Safety Department Expenses | - | 11.72 | 33.62 | 14.56 | 23.27 | - | 129.09 | - |
| 26 | Cleveland Office | 5,000.00 | 4,926.60 | 4,926.60 | 4,954.95 | 4,570.65 | 4,599.00 | 11,440.00 | - |
| 30 | Personal Injury | 100.00 | 94.50 | 95.50 | 101.82 | 98.59 | 75.50 | 81.50 | 71.00 |
| | Purchasing Department Expense | 400.00 | 400.00 | 400.00 | 430.51 | 409.82 | 376.30 | 523.05 | 11.40 |
| | Group Insurance | 1,800.00 | 612.55 | - | - | - | - | - | - |
| | Total | 84,490.00 | 70,548.65 | 66,509.91 | 63,019.04 | 53,408.54 | 52,553.73 | 80,679.46 | 71,551.64 |
| | Percent of Increase | - | 6.1 | 5.5 | 18.0 | 1.6 | 34.9 | 12.8 | 4.9 |
| | Total Labor | 48,050.00 | 42,865.10 | 38,165.83 | 38,012.07 | 33,021.52 | 31,719.60 | 48,119.85 | 52,531.13 |
| | Total Supplies | 36,440.00 | 27,683.55 | 28,344.08 | 25,006.97 | 20,387.02 | 20,834.13 | 32,559.61 | 19,020.51 |
| | Average Number of Employees | 20.8 | 20.3 | 19.5 | 19.1 | 17.3 | 16.1 | 18.6 | 16. |
| | Average Rate per Man per Day | 6.34 | 5.77 | 5.36 | 5.46 | 5.23 | 5.40 | 7.08 | 8.99 |
| | Grand Total Pay Roll | 310,000.00 | 313,687.60 | 305,883.39 | 266,531.25 | 169,315.20 | 107,577.16 | 212,348.08 | 71,827.23 |
| | Average Number of Men | 315 | 312 | 338 | 273 | 232 | 168 | 225 | 36 |
| | Percent of Increase in Pay Roll | - | 2.55 | 14.8 | 57.4 | 57.3 | 49.3 | 195.6 | 4.4 |
| | Total Acreage-Real Estate & Timber Lands (Includes Mng. & Land Depts. and City Property) | - | 380,533.63 | 384,078.08 | 411,159.19(2) | 565,678.99 | 467,046.07 | 569,091.77(1) | 623,489.93 |
| | Cost per Acre for Central Office Expense | - | .185 | .173 | .153 | .0944 | .0927 | .1418 | .1147 |
| | Taxes Paid, including City Property but not including those charged to Accounts Receivable | - | 93,091.02 | 96,170.35 | 106,882.65 | 126,855.12 | 204,936.82 | 278,330.72 | 261,546.05 |
| | Real Estate & Timber Lands Only: | | | | | | | | |
| | Total Acreage -Land Dept. Only, not including City Property | - | 365,369.95 | 368,436.24 | 386,687.56 | 545,542.94 | 547,307.40 | 549,192.96 | 506,331.41 |
| | Total Valuations " " " " " " " | - | 4,216,918.00 | 4,336,741.54 | 4,578,809.81 | 5,041,512.00 | 5,188,515.21 | 5,814,414.50 | 5,716,793.39 |
| | Total Taxes Paid " " " " " " " | - | 87,797.10 | 90,736.45 | 101,396.94 | 115,752.97 | 191,452.01 | 261,461.89 | 243,928.31 |
| | Valuation per Acre " " " " " " " | - | 11.54 | 11.77 | 11.84 | 9.24 | 9.48 | 10.59 | 11.29 |
| | Taxes Pd. per Acre " " " " " " " | - | .240 | .246 | .262 | .212 | .350 | .476 | .482 |
| | Proportion of Central Office Chargeable to Lands | - | 50,425.52 | 47,062.62 | 44,669.04 | 36,089.53 | 33,992.67 | 35,372.43 | 65,415.16 |
| | Central Office Expense per Acre | - | .13801 | .12773 | .11552 | .06615 | .06211 | .10082 | .1291 |

(1) - For reduction in acreage over previous years, see statement of "Land & Timber Sales".
 (2) - Reduction in acreage is mostly due to large acreage conveyed to Superior Realty Company.

THE CLEVELAND-CLIFFS IRON COMPANY

LAND DEPARTMENT

STATEMENT OF PROFIT & LOSS BY OPERATIONS FOR THE YEARS 1922 TO 1936 INCLUSIVE

| | 1936 | 1935 | 1934 | 1933 | 1932 | 1931 | 1930 | 1929 | 1928 | 1927 | 1926 | 1925 | 1924 | 1923 | 1922 |
|--|----------------|----------------|----------------|--------------|--------------|----------------|----------------|--------------|--------------|--------------|-------------|-------------|-------------|-------------|-------------|
| OPERATING | | | | | | | | | | | | | | | |
| Saw Mill Plants | | | | | | | | | | | | | | | |
| Munising, Including Rented Buildings | \$ 5,073.78(1) | \$ 1,814.61(1) | \$ 4,869.66(1) | \$ 536.53(1) | \$ 843.57(1) | \$ 1,321.89(1) | \$ 4,200.56(1) | \$ 884.00(1) | \$ 4,715.38 | \$27,360.58 | \$39,974.70 | \$50,021.23 | \$ 4,179.90 | \$60,479.73 | \$68,547.33 |
| Laiton | - | - | - | - | - | - | - | - | 2,391.04 | 10,108.74 | 10,313.17 | 10,789.88 | 11,263.74 | 17,893.81 | 14,993.63 |
| Total Saw Mills | 5,073.78 | 1,814.61 | 4,869.66 | 536.53 | 843.57 | 1,321.89 | 4,200.56 | 884.00 | 7,186.42 | 37,469.32 | 50,287.87 | 60,811.11 | 15,443.64 | 78,373.54 | 83,540.96 |
| Greenhouse | - | - | - | - | - | - | - | - | - | - | - | - | - | - | - |
| Logging Operations | 50,267.10 | 70,889.41 | 51,300.47 | 44,450.44 | 55,825.07 | 64,066.83 | 121,359.53 | 76,861.68 | 60,716.19 | 62,061.14 | 58,760.69 | 16,934.22 | 9,883.53 | 19,653.19 | 107,212.45 |
| Cook Camp Profits | 711.48 | 227.05 | 2,491.21 | 3,322.03 | - | - | - | - | - | - | - | - | - | - | - |
| Dixon Tie Mill | 40,490.87 | 24,485.56 | 28,605.69 | 11,290.61 | 52,836.70 | 17,206.85 | 50,433.95 | 30,776.53 | 48,936.15 | 33,304.47 | - | - | - | - | - |
| Rented Buildings, not including Sawmill Houses | 3,768.56(2) | 2,905.13(2) | 387.30(2) | 1,109.07(2) | 1,355.70(2) | 1,836.18(2) | 366.92(2) | 1,699.97(2) | 367.00 | 173.54 | 1,856.02 | 4,368.21 | 7,046.26 | 6,183.25 | 2,871.61 |
| Grand Island | 2,589.25 | 2,567.04 | 2,434.27 | 4,532.29 | 4,497.08 | 2,844.89 | 5,438.45 | 2,875.48 | 6,999.84 | 5,213.33 | 6,329.03 | 14,588.56 | 21,547.72 | 19,674.33 | 15,791.94 |
| Hotel Williams and Cottages | 1,534.19 | 1,735.97 | 1,422.48 | 1,845.34 | 653.86 | 1,021.18 | 879.24 | 789.02 | 523.57 | 871.57 | 970.53 | 147.71 | 3,967.48 | 817.83 | 2,150.53 |
| Gifford Farm | - | - | - | - | - | - | - | - | - | 329.39 | 2,646.21 | 820.39 | 1,308.23 | 2,085.55 | 2,427.19 |
| Total All Operations | 95,918.37 | 95,988.75 | 81,937.58 | 54,231.07 | 104,023.95 | 95,923.90 | 169,309.43 | 103,157.74 | 105,176.41 | 51,967.24 | 3,329.27 | 36,181.90 | 59,954.72 | 15,620.16 | 77,144.14 |
| RENTALS | | | | | | | | | | | | | | | |
| Lot Rentals | 13,911.12 | 13,244.77 | 12,980.77 | 12,469.27 | 12,269.27 | 12,201.26 | 12,396.52 | 12,419.59 | 12,266.93 | 12,214.15 | 12,189.78 | 12,127.69 | 11,991.21 | 11,879.85 | 11,554.35 |
| Land Rentals | 9,834.85 | 10,449.45 | 10,759.54 | 10,405.71 | 10,127.44 | 11,146.41 | 9,232.46 | 8,002.36 | 8,444.75 | 8,457.78 | 8,457.78 | 8,444.05 | 8,131.99 | 8,448.05 | 8,644.01 |
| Sundry Rentals | - | - | - | 6.75 | 21.75 | 111.50 | 94.61 | 102.00 | 39.50 | 25.00 | 106.00 | 230.78 | 322.00 | 136.33 | 133.16 |
| Rental of Equipment | 40.00 | 172.00 | 861.00 | 273.75 | 56.00 | - | - | - | - | - | - | 4.25 | 52.50 | 42.00 | - |
| Total Rentals | 23,785.97 | 23,866.22 | 24,601.31 | 23,155.48 | 22,474.26 | 23,459.17 | 21,723.59 | 20,523.95 | 20,751.18 | 20,864.64 | 20,783.04 | 20,663.50 | 20,497.50 | 20,508.23 | 20,531.52 |
| SALES | | | | | | | | | | | | | | | |
| Real Estate and Timber Land Sales | 50,230.00 | 181,519.61 | 44,999.28 | 10,647.47 | 28,602.94 | 8,186.34 | 41,105.40 | 63,265.64 | 1,010,167.92 | 2,961,542.28 | 29,370.78 | 34,309.20 | 77,719.00 | 113,169.25 | 65,627.25 |
| Stumpage Sales - Outside Parties | 49,431.27 | 29,481.87 | 33,575.51 | 58,106.97 | 18,863.29 | 6,131.14 | 101,925.91 | 408,703.90 | 253,444.63 | 92,852.55 | 82,967.26 | 104,107.94 | 109,377.52 | 100,445.12 | 57,860.05 |
| Stumpage Sales - Other Operations | 90,754.44 | 53,010.39 | 46,338.36 | 37,884.52 | 52,005.72 | 64,397.44 | - | - | - | - | - | - | - | - | - |
| Royalties Received | 825.20 | 1,073.05 | 876.20 | 893.50 | 387.37 | 1,872.50 | 1,168.70 | 1,545.76 | 1,521.11 | 2,802.50 | 2,822.40 | 2,820.66 | 2,901.01 | 3,273.73 | 2,580.40 |
| Land Products Sales | 1,869.07 | 1,008.99 | 919.95 | 956.18 | 397.37 | 821.50 | 2,326.17 | 898.82 | 327.89 | 504.87 | 507.32 | 200.82 | 394.31 | 427.33 | 465.98 |
| Total Sales | 192,608.98 | 276,093.81 | 128,409.30 | 108,477.44 | 100,797.02 | 81,769.02 | 145,456.18 | 474,214.12 | 1,265,461.55 | 3,057,802.20 | 115,767.75 | 141,438.42 | 190,407.84 | 217,353.43 | 126,593.68 |
| Less Cost of Land and Timber Sold | 67,144.95 | 133,479.15 | 77,971.44 | 52,123.67 | 26,571.64 | 23,863.55 | 50,761.24 | 110,480.33 | 223,812.53 | 670,019.91 | 17,061.31 | - | (3) | (3) | (3) |
| Net Profit on Land and Timber Sales | 125,464.03 | 142,614.66 | 50,437.86 | 56,353.77 | 74,165.38 | 57,905.47 | 94,694.94 | 363,733.79 | 1,041,649.02 | 2,387,782.29 | 98,706.45 | - | - | - | - |
| MISCELLANEOUS REVENUES | | | | | | | | | | | | | | | |
| Cancellation of Unpaid Taxes on lands deeded to Superior Realty Company | - | - | 71,430.19 | - | - | - | - | - | - | - | - | - | - | - | - |
| Miscellaneous Sales | 494.78 | 1,240.91 | 338.75 | 402.78 | 1,590.16 | 1,730.95 | 753.20 | 1,624.31 | 642.76 | 1,040.48 | 1,089.50 | 3,476.38 | 891.35 | 916.03 | 8.30 |
| Miscellaneous Earnings | 8,051.70 | 522.05 | 447.51 | 820.76 | 644.11 | 864.72 | 863.13 | 1,488.86 | 449.01 | 1,230.30 | 644.48 | 951.36 | 3,247.13 | 1,136.07 | 6,684.37 |
| Cancellation of Brunswick Lbr.Co.Contract | - | - | - | 5,122.19 | 1,750.90 | - | - | - | - | - | - | - | - | - | - |
| Collection Fees | - | - | - | - | - | - | - | - | - | - | - | - | - | - | 1.60 |
| Profit on Sale of Beach Inn | - | - | - | - | - | - | - | - | - | 12,340.31 | - | - | - | - | - |
| Munising Saw Mill Fire Insurance | - | - | - | 2,508.46 | - | - | - | - | - | - | - | - | - | - | - |
| Profit on Sale of Osland House at Munising | - | - | - | - | - | - | - | - | - | - | - | - | - | - | - |
| Selling Commissions Received | - | - | - | 104.50 | - | - | 546.39 | - | - | - | - | - | - | - | - |
| Total | 8,546.48 | 1,762.96 | 72,816.45 | 8,998.69 | 4,045.17 | 2,595.67 | 2,182.72 | 3,113.17 | 1,091.77 | 14,611.09 | 1,733.98 | 4,429.74 | 3,536.48 | 220.04 | 6,677.67 |
| Gross Profit or Loss | 253,714.65 | 264,232.29 | 228,893.20 | 142,699.01 | 204,698.77 | 175,484.21 | 288,890.68 | 490,848.65 | 1,168,668.38 | 2,475,225.26 | 117,864.20 | 202,713.66 | 154,482.10 | 253,683.95 | 76,658.73 |
| DEDUCT INCOME CHARGES | | | | | | | | | | | | | | | |
| Loss on William Horner Note | - | - | 1,563.99 | - | - | - | - | - | - | - | - | - | - | - | - |
| Special War Tax | - | - | - | - | - | - | - | - | - | - | - | 7.00 | 68.70 | 162.05 | 150.40 |
| Uncollectible Accounts | 44.77 | 36.00 | 366.98 | 11.69 | - | 99.95 | 361.34 | 130.09 | - | 4,714.55 | 760.91 | 77.49 | 4,008.54 | 21.90 | 91.05 |
| Fire Loss | - | - | - | - | - | - | - | - | - | - | - | 33,564.34 | 3,987.94 | 1,426.24 | - |
| Cancellation of Timber Rights | - | - | - | - | - | - | - | - | - | - | 2,992.57 | - | - | - | - |
| Special Expenses on Account of Curtailment | - | - | - | - | - | - | - | - | - | - | - | - | - | - | 255.83 |
| Total Income Charges | 44.77 | 36.00 | 1,930.97 | 11.69 | - | 99.95 | 361.34 | 130.09 | - | 4,714.55 | 3,753.46 | 33,548.83 | 14,065.18 | 1,610.19 | 497.28 |
| Profit or Loss | 253,670.08 | 264,196.29 | 226,962.23 | 142,687.32 | 204,698.77 | 175,384.26 | 288,529.34 | 490,418.56 | 1,168,668.38 | 2,470,510.71 | 114,110.72 | 169,064.73 | 140,416.92 | 252,073.67 | 76,161.45 |

STATEMENT OF PROFIT & LOSS BY OPERATIONS FOR THE YEARS 1922 TO 1936 INCLUSIVE

SHEET NO. 2,

| | 1936 | 1935 | 1934 | 1933 | 1932 | 1931 | 1930 | 1929 | 1928 | 1927 | 1926 | 1925 | 1924 | 1923 | 1922 |
|---|-----------------|-----------------|----------------|----------------|----------------|-----------------|-------------|--------------|--------------|----------------|--------------|-----------------|-----------------|-----------------|-----------------|
| DEDUCT EXPENSE OF OPERATING LAND DEPARTMENT | | | | | | | | | | | | | | | |
| Central Office Expense | \$50,425.52 | \$47,062.62(6) | \$44,669.04(6) | \$36,089.53(6) | \$33,992.67(6) | \$55,372.43(6) | \$65,415.16 | \$63,045.49 | \$62,617.62 | \$59,265.15 | \$53,985.23 | \$67,150.86 | \$68,656.97 | \$65,152.81 | \$58,993.39 |
| Taxes | 89,392.00 | 91,601.82 | 108,260.88(7) | 125,176.44 | 200,571.32 | 271,686.68 | 257,157.05 | 253,415.62 | 262,389.18 | 327,791.42 | 328,117.46 | 328,081.72 | 367,934.82 | 362,593.40 | 335,534.98 |
| Other Expenses | 8,843.37 | 7,100.52 | 7,618.79 | 5,210.05 | 7,599.50 | 15,495.36 | 16,093.97 | 20,559.72 | 15,617.65 | 19,056.06 | 20,336.84 | 29,837.40 | 26,935.46 | 37,988.24 | 13,159.91 |
| Total Operating Land Department | 148,660.89 | 145,764.96 | 160,745.71 | 166,476.02 | 242,154.49 | 342,554.49 | 336,566.18 | 337,322.83 | 340,824.45 | 406,112.63 | 402,439.53 | 425,039.98 | 463,527.25 | 465,734.45 | 407,688.28 |
| Profit or Loss Current Year's Operation | 105,009.19 | 118,401.33 | 66,213.52 | 23,768.70 | 37,455.72 | 177,170.23 | 50,136.64 | 153,397.73 | 627,843.93 | 2,064,398.08 | 268,328.51 | 255,975.25 | 323,110.33 | 213,660.78 | 331,526.83 |
| DEDUCT ADJUSTMENTS | | | | | | | | | | | | | | | |
| Cancellation of Fredeen's Operation | - | - | - | - | - | - | - | - | - | 27,434.73 | - | - | - | - | - |
| Dalton Sawmill Depreciation | - | - | - | - | - | - | - | - | - | 15,190.64 | - | - | - | - | - |
| Cancellation of Munising Woodware Co. | - | - | - | - | - | - | - | - | - | - | - | - | - | - | - |
| Stumpage Sales | - | - | - | - | - | - | - | - | - | 6,963.94 | - | - | - | - | - |
| Grand Island Job - Logging Equipment | - | - | - | - | - | - | - | - | 1,427.33 | - | - | - | - | - | - |
| Munising Stock of Cedar | - | - | - | - | - | - | - | - | 1,000.00 | - | - | - | - | - | - |
| Expense of Survey of Lands by W. H. Manning | - | - | - | - | - | 5,000.00 | - | - | - | - | - | - | - | - | - |
| Cancellation of Mook Contract | - | - | - | - | - | - | - | - | - | - | - | - | - | - | - |
| Less Cost of Land & Timber Sold Mook Contract | - | - | - | - | - | - | - | - | 31,862.31 | - | - | - | - | - | - |
| Expense of Transferring Lumbering Department | - | - | - | - | - | 2,148.09 | - | - | 10,179.42 | - | - | - | - | - | - |
| Total Adjustments | - | - | - | - | - | 7,148.09 | - | 250.45 | 24,170.22 | 49,589.31 | - | - | - | - | - |
| MISCELLANEOUS | | | | | | | | | | | | | | | |
| Land Department Prop of Lbrg. Dept. Profit & Loss | - | - | - | - | - | - | 480.62 | 543.26 | 1,151.57 | - | - | - | - | - | - |
| Northern Office Purchasing Department Expense | (4) | (4) | (4) | (4) | (4) | (4) | (4) | (4) | 505.65 | - | - | - | - | - | - |
| Total Miscellaneous | - | - | - | - | - | - | 480.62 | 543.26 | 1,657.22 | - | - | - | - | - | - |
| Profit or Loss - C. C. I. Co. | - | 118,401.33 | 66,213.52 | 23,768.70 | 37,455.72 | 174,318.32 | 49,656.22 | 153,690.54 | 802,016.29 | 2,014,808.77 | 288,328.61 | 255,975.25 | 323,110.33 | 213,660.78 | 331,526.83 |
| Profit or Loss - Superior Realty Co. | 855.63 | 10,239.26 | 79.94 | 18.44 | 545.31 | 121.26 | 5.06 | 33.61 | 905.66 | 1,841.13 | 58.56 | 49.84 | 142.58 | 3.61 | 16.30 |
| Net Profit or Loss - Land Department | \$105,864.82(6) | \$108,162.07(6) | \$66,133.56(6) | \$23,807.14(6) | \$36,910.41(6) | \$174,439.56(6) | \$49,651.16 | \$153,724.35 | \$802,921.95 | \$2,016,649.90 | \$288,387.37 | \$255,925.41(5) | \$322,967.75(5) | \$213,657.17(5) | \$331,510.53(5) |
| (Profit not shown on Profit & Loss Statement covering Chicago Great Western Ry. Ties (Per December Financial Statement | 8,752.60 | 15,271.10 | | | | | | | | | | | | | |
| | \$114,617.42 | \$ 92,890.97) | | | | | | | | | | | | | |

- (1) Munising Mill Profit for these years do not include Munising Houses - Retail Yard Profit is included in these figures for all years.
- (2) Munising Houses are included in these figures for these years only.
- (3) This figure for these years is not available at this office.
- (4) Northern Office Purchasing Department Expense was included in Central Office Expense for these years on Cost Sheets.
- (5) To this loss should be added "Cost of Land and Timber Sold", which figures are not available at this office for these years.
- (6) Included in these figures are the following charges made against the Land Department by our Cleveland Office: Year 1936, \$4,926.60 - Year 1935, \$4,926.60 - Year 1934, \$4,954.95 - Year 1933, \$4,570.65 - Year 1932, \$4,599.00 - Year 1931, \$11,440.00.
- (7) The 1934 Taxes are less this year on account of lands deeded to the Superior Realty Company. The Superior Realty Company has set up on its books \$12,834.39 representing the 1934 taxes on these lands.

THE CLEVELAND-CLIFFS IRON COMPANY

LAND DEPARTMENT

COMPARATIVE STATEMENT OF REVENUES FOR YEARS 1934, 1935, AND 1936.

| | 1936 | 1935 | 1934 |
|---|---------------------|---------------------|---------------------|
| Tie Mill Deliveries | \$174,459.90 | \$124,278.41 | \$112,724.11 |
| Deliveries of Forest Products | 425,078.94 | 450,269.42 | 373,644.13 |
| Cook Camp Profits | 5,101.39 | 2,581.36 | 5,522.86 |
| Retail Yard Deliveries | 45,293.26 | 33,601.52 | 28,340.68 |
| Williams Hotel and Cottages | 246.00 | 4,849.27 | 3,535.91 |
| Grand Island Products Sales | 2,455.46 | 6,086.18 | 6,049.14 |
| Rented Buildings Earnings | 8,567.06 | 8,953.53 | 8,403.93 |
| Lot Rents - Pendill Location | 429.50 | 334.25 | 355.00 |
| C.I.M.Co. First Addition | 1,841.02 | 1,841.02 | 1,841.02 |
| do. Second do. | 698.00 | 665.00 | 651.00 |
| " Third " | 3,073.00 | 3,024.00 | 2,997.00 |
| " Fourth " | 229.00 | 152.00 | 119.00 |
| " Fifth " | 1,171.00 | 1,163.50 | 1,156.00 |
| " Bancroft Location | 234.00 | 234.00 | 220.00 |
| " Nebraska Location | 141.75 | 120.00 | 120.00 |
| " Hard Ore Addition | 1,947.25 | 1,830.25 | 1,799.00 |
| " Hard Ore Location | 74.00 | 75.00 | 75.00 |
| " Hematite Location | 36.00 | 34.00 | 28.00 |
| Excelsior Iron Co. Addition | 25.00 | 20.00 | 13.00 |
| Iron Cliffs Co. Salisbury Location | 232.50 | 229.50 | 196.50 |
| do. Winthrop Location | 127.00 | 127.00 | 127.00 |
| " Barnum Location | 962.00 | 934.00 | 943.00 |
| Jackson Addition | 1,250.59 | 1,255.25 | 1,255.25 |
| Munising | 334.51 | 225.00 | 284.50 |
| Pioneer Iron Co. Second Addition | 94.00 | 93.00 | 92.00 |
| East New York Location | 181.50 | 186.00 | 173.00 |
| Lake Angeline Location | 402.00 | 315.00 | 234.00 |
| Chatham | 3.00 | - | 5.00 |
| Gwinn | 44.00 | 61.00 | 59.00 |
| C.C.I.Co. 1st Addition | 379.50 | 326.00 | 236.50 |
| C.C.I.Co. Harris Addition | 1.00 | - | 1.00 |
| Land Rents | 9,834.85 | 10,449.45 | 10,759.54 |
| Sundry Rentals | - | - | - |
| Real Estate Sales | 46,865.00 | 173,193.61 | 41,234.28 |
| Town Lot Sales | 3,365.00 | 8,326.00 | 3,765.00 |
| Cordwood Sales - Other Operations | - | - | - |
| Forest Products Sales - Outside Parties | 218.31 | 194.91 | 1,370.80 |
| Stumpage - Logging Operations | 90,754.44 | 63,010.39 | 48,338.36 |
| Trespass Cases | 345.51 | 294.19 | 206.77 |
| Timber Sales | 48,867.45 | 28,992.77 | 31,997.94 |
| Land Product Sales | 1,368.07 | 1,008.59 | 919.95 |
| Royalties Received | 825.20 | 1,073.05 | 576.20 |
| Miscellaneous Sales | 494.78 | 1,240.91 | 338.75 |
| Miscellaneous Earnings | 8,051.70 | 522.05 | 447.51 |
| Cancellation of Brunswick Lbr.Co. Contract | - | - | - |
| Rental of Equipment | 40.00 | 172.00 | 861.00 |
| Selling Commissions Received | - | - | - |
| Munising Sawmill Fire Insurance | - | - | - |
| Cancellation of Unpaid Taxes on Lands Deeded Superior Realty Company | - | - | 71,430.19 |
| TOTALS | \$886,143.44 | \$932,342.38 | \$763,447.82 |

LED:MH-3.
2/1/37.

THE CLEVELAND - CLIFFS IRON COMPANY

LAND DEPARTMENT

COMPARISON OF ESTIMATED EXPENSES AND REVENUES FOR 1936 WITH ACTUAL

| | EXPENSES | | REVENUES | |
|--|---------------------|---------------------|---------------------|---------------------|
| | Estimated | Actual | Estimated | Actual |
| OPERATIONS | | | | |
| Dixon Tie Mill: | | | | |
| Slab Deliveries to Cliffs D.Chem.Co. | \$38,537.00 | \$40,854.48 | \$26,700.00 | \$28,507.75 |
| Other Deliveries | 96,719.00 | 93,114.55 | 144,833.00 | 145,509.15 |
| Logging Operations: | | | | |
| Chemical Log Deliveries to Cliffs | | | | |
| Dow Chemical Co. | 258,100.00 | 206,680.64 | 238,914.00 | 197,994.53 |
| Logs, etc. | 134,303.00 | 168,131.20 | 197,540.00 | 227,084.41 |
| Cook Camp Operating | 4,660.00 | 4,389.91 | 2,495.00 | 5,101.39 |
| Total | 532,319.00 | 513,170.78 | 610,482.00 | 604,640.23 |
| Grand Island | 7,925.00 | 5,014.71 | 4,550.00 | 2,455.46 |
| Hotel Williams | 5,875.00 | 2,080.19 | 4,850.00 | 246.00 |
| Sawmill - Munising | 1,370.00 | 1,249.90 | - | - |
| Retail Yard | 31,000.00 | 38,969.58 | 35,000.00 | 45,293.26 |
| Rented Buildings | 5,500.00 | 4,798.48 | 8,000.00 | 8,567.06 |
| TOTAL OPERATIONS | 583,989.00 | 565,283.64 | 662,862.00 | 661,202.01 |
| RENTALS | | | | |
| Lot Rents | | | 13,300.00 | 13,911.12 |
| Land Rents | | | 10,500.00 | 9,834.85 |
| Sundry Rentals | | | - | - |
| Rental of Equipment | | | - | 40.00 |
| TOTAL RENTALS | | | 23,800.00 | 23,785.97 |
| LAND AND TIMBER SALES | | | | |
| Real Estate and Timber | | | 100,000.00 | 95,732.45 |
| Town Lots | | | 1,000.00 | 3,365.00 |
| Trespasses | | | 250.00 | 345.51 |
| Miscellaneous Sales of Forest Products | | | 100.00 | 218.31 |
| TOTAL | | | 101,350.00 | 99,661.27 |
| STUMPAGE - LOGGING OPERATIONS | | | | |
| Cordwood | | | - | - |
| Forest Products | | | 89,734.00 | 90,754.44 |
| TOTAL | | | 89,734.00 | 90,754.44 |
| MISCELLANEOUS REVENUES | | | | |
| Miscellaneous Earnings | | | 550.00 | 8,051.70 |
| Miscellaneous Sales | | | 800.00 | 494.78 |
| Royalties Received | | | 1,000.00 | 825.20 |
| Land Products Sales | | | 1,000.00 | 1,368.07 |
| TOTAL | | | 3,350.00 | 10,739.95 |
| OTHER ITEMS | | | | |
| Uncollectible Accounts | | 44.77 | | |
| TOTAL | | 44.77 | | |
| LAND DEPARTMENT EXPENSES | | | | |
| Central Office | 47,469.00 | 50,425.52 | | |
| Land Looking | 5,000.00 | 5,444.08 | | |
| Other Expenses | 2,356.00 | 3,277.36 | | |
| TOTAL | 54,825.00 | 59,146.96 | | |
| GRAND TOTAL | \$638,814.00 | \$624,475.37 | \$881,116.00 | \$886,143.44 |
| (Taxew -Not Charged to Operations) | | \$ 89,392.00 | | |
| (Back Taxes Paid) | | 121.93 | | |
| (Cost of Real Estate & Timber Sold) | | 67,144.95 | | |
| (Superior Realty Company Profit) | | | | 855.63 |
| (Add CGW ties taking into Treat.Plant during 1936) | | 781,134.25 | | 886,999.07 |
| (Less Ties shipped CGW during 1936) | | 46,354.82 | | 75,534.68 |
| | | 827,489.07 | | 962,533.75 |
| | | 34,705.37 | | 55,132.63 |
| | | 792,783.70 | | 907,401.12 |

THE CLEVELAND-CLIFFS IRON COMPANY

LAND DEPARTMENT

COMPARISON OF PRICES F.O.B. CARS MAIN LINE FOR FOREST PRODUCTS DELIVERED - 1922 TO 1936 INCLUSIVE

| | UNIT | 1936 | 1935 | 1934 | 1933 | 1932 | 1931 | 1930 | 1929 | 1928 | 1927 | 1926 | 1925 | 1924 | 1923 | 1922 |
|-------------------------|-----------------|---------|---------|---------------------------------|---------|---------|---------|---------|---------|---------|---------|---------|---------|---------|---------|---------|
| SAW LOGS: | | | | | | | | | | | | | | | | |
| Maple | Per M Ft. | \$14.58 | \$16.88 | \$18.58 | \$17.04 | \$17.22 | \$20.31 | \$27.21 | \$28.15 | \$26.73 | \$23.87 | \$22.63 | \$24.55 | \$23.38 | \$23.70 | \$15.65 |
| Soft Maple | " | 12.00 | 15.00 | 17.00 | - | 17.00 | 20.22 | 26.00 | 26.07 | 21.61 | 17.55 | 19.85 | - | - | - | - |
| Birch | " | 24.82 | 22.61 | 23.56 | 21.25 | 17.83 | 21.66 | 36.50 | 54.79 | 34.89 | 29.94 | 28.65 | 31.38 | 33.13 | 33.11 | 20.07 |
| Basswood | " | 12.21 | 18.09 | 15.00 | - | 17.00 | 25.68 | 26.00 | 26.00 | 24.33 | 23.24 | 25.93 | 27.00 | 26.19 | 26.00 | 17.00 |
| Beech | " | 9.23 | 12.00 | 15.04 | 12.84 | 14.39 | 16.77 | 26.00 | 26.04 | 24.54 | 17.23 | 16.50 | 15.00 | 16.01 | 16.12 | 18.41 |
| Ash | " | 12.05 | 14.74 | - | 14.00 | - | 23.09 | 26.00 | 26.00 | 25.66 | 21.54 | 22.15 | 23.60 | 20.36 | 20.00 | 12.00 |
| Elm | " | 14.16 | 12.21 | - | 8.00 | 17.00 | 15.28 | 26.00 | 26.00 | 22.77 | 25.67 | 21.72 | 22.00 | 22.02 | 22.00 | 17.00 |
| Cherry | " | 12.00 | 16.46 | 20.13 | 21.13 | 17.00 | 17.36 | 26.00 | 20.91 | 22.67 | 23.41 | 17.95 | 12.00 | 14.05 | 14.00 | 10.00 |
| Oak | " | - | - | - | - | - | - | - | - | - | - | 25.00 | 25.00 | - | 26.00 | - |
| Hemlock | " | 11.16 | 11.41 | 11.20 | 8.71 | 9.13 | 11.51 | 13.02 | 14.63 | 14.93 | 15.19 | 12.91 | 13.16 | 15.58 | 16.88 | 12.15 |
| Pine | " | 18.82 | 18.63 | 18.07 | 15.25 | 15.63 | 19.46 | 21.92 | 25.32 | 23.74 | 27.28 | 29.79 | 29.76 | 26.00 | 26.00 | 20.00 |
| Spruce | " | 14.87 | 15.00 | 15.00 | 12.47 | 13.88 | 16.41 | 17.61 | 21.15 | 24.54 | 19.07 | 21.95 | 21.85 | 20.00 | 20.00 | 17.00 |
| Balsam | " | - | - | 10.00 | - | - | - | 18.00 | - | 13.85 | 14.90 | 14.00 | 14.19 | 15.00 | 15.00 | 12.00 |
| Tamarack | " | - | - | 10.00 | - | - | - | - | - | 26.00 | - | 12.98 | 13.85 | 16.00 | 16.00 | 12.00 |
| Cedar | " | 16.00 | 16.00 | 16.00 | - | - | 22.00 | 22.00 | - | 22.00 | 16.00 | 17.39 | 14.34 | - | 16.00 | - |
| Chemical Logs | " | 7.90 | 7.00 | 7.00 | 5.58 | 5.00 | - | - | - | - | - | - | - | - | - | - |
| TIES: | | | | | | | | | | | | | | | | |
| Cedar | Per Piece | .543 | .547 | .549 | .417 | .419 | .670 | .734 | .692 | .661 | .631 | .535 | .626 | .71 | .70 | .45 |
| Hemlock | m " | .543 | .547 | .549 | .417 | .419 | .679 | .841 | .717 | .737 | .739 | .64 | .642 | .69 | .58 | .56 |
| Pine | " | .543 | .547 | .549 | - | - | - | - | .585 | - | - | - | .605 | - | - | - |
| Sawed Hardwood | " | .586 | .554 | .588 | .454 | .545 | .745 | .857 | .844 | .834 | .836 | .776 | - | - | - | - |
| Tamarack | " | .543 | .547 | .549 | - | - | - | - | - | - | - | - | - | .50 | .47 | - |
| CEDAR CUTS: | | | | | | | | | | | | | | | | |
| 9 in. & over | " | - | - | - | - | - | - | - | - | - | - | .50 | .50 | .35 | .35 | .35 |
| 7 in. to 8 in. | " | - | - | - | - | - | - | - | - | - | - | - | .18 | .18 | .18 | .18 |
| 7 in. & under | " | - | - | - | - | - | - | - | - | - | - | - | - | - | .15 | - |
| Cedar Posts | " | - | - | .082 | - | - | .103 | .131 | - | .10 | .089 | .134 | .168 | .162 | .13 | .092 |
| Cedar Poles | " | - | - | 3.06 | - | 1.00 | 2.98 | 3.025 | 5.111 | 4.61 | - | 1.509 | 2.07 | 5.45 | 1.51 | - |
| PULPWOOD: | | | | | | | | | | | | | | | | |
| Spruce | Per Cord | 8.00 | 8.00 | 8.00 | - | - | 9.15 | 10.53 | 11.00 | 12.00 | 11.29 | 10.98 | 11.04 | 10.85 | 10.20 | 7.00 |
| Balsam | " | 5.50 | 5.50 | 5.50 | - | - | 6.50 | 6.50 | - | - | - | 6.48 | 5.29 | 7.04 | 6.88 | 5.75 |
| Hemlock | " | - | 5.50 | 5.50 | - | - | - | - | - | - | - | 6.60 | 6.02 | 7.30 | 8.00 | 5.75 |
| Peeled Balsam | " | - | - | 7.00 | - | - | 9.53 | 9.00 | - | - | - | - | - | - | - | - |
| Bark | " | - | - | - | - | - | - | - | - | - | - | - | 8.73 | 10.50 | 8.01 | 8.00 |
| 5 ft. Lagging | " | - | - | - | - | - | - | - | - | - | - | - | 5.71 | 5.74 | 5.18 | - |
| 7 ft. Lagging | Per 100 Lin.Ft. | .55 | .55 | .55 | - | - | - | .552 | - | - | - | .595 | .60 | .58 | - | .50 |
| Stulls & Cribbing | Per Lin. Ft. | - | - | .02 ¹ / ₂ | - | - | - | - | - | - | .155 | .06 | .056 | .067 | .04 | .075 |
| Spruce Poles | " | .15 | .15 | .15 | - | - | - | - | - | - | - | - | .025 | - | - | - |
| Mine Poles | Per 100 Lin.Ft. | - | .90 | .90 | - | - | - | - | - | - | - | - | 1.025 | - | - | - |
| 8 ft. Hardwood Tie Cuts | Per Piece | - | - | - | - | - | - | - | - | - | .664 | - | - | - | - | - |
| Refuse (Sawdust) | Per Ton | - | - | .50 | - | - | - | - | .324 | .50 | .50 | - | - | - | - | - |
| Piling | Per Lin.Ft. | .13 | - | - | - | - | - | - | - | - | - | - | - | - | .08 | - |
| Trestle Legs | " | .17 | - | - | - | - | - | - | - | - | - | - | - | - | - | - |
| SLABWOOD: | | | | | | | | | | | | | | | | |
| Hardwood | Per Cord | 3.20 | 3.32 | 3.24 | 2.70 | 3.29 | 4.00 | 4.00 | 4.00 | 4.00 | 3.98 | - | - | - | - | - |
| Hemlock | " | 1.75 | 1.75 | 1.50 | - | - | - | - | - | 2.33 | 2.50 | - | - | - | - | - |
| MINE TIMBER: | | | | | | | | | | | | | | | | |
| Hemlock | Per M Ft. | 12.73 | 13.36 | 14.69 | - | - | 15.92 | 15.03 | - | 18.00 | - | - | - | - | - | - |
| Spruce | " | - | - | 14.69 | - | - | - | - | - | 18.00 | - | - | - | - | - | - |
| Maple | " | 16.64 | 16.19 | 15.56 | 20.07 | - | 19.25 | 18.41 | - | 22.00 | - | - | - | - | - | 18.00 |
| Birch | " | 16.64 | 16.19 | 15.56 | - | - | 19.25 | 18.41 | - | - | - | - | - | - | - | - |
| Beech | " | 16.64 | 16.19 | 15.56 | - | - | 19.25 | 18.41 | - | - | - | - | - | - | - | - |

FORESTRY AND CONSERVATION:

This continues to be a matter of very great concern and during the past year we have given considerable time and attention to it. Prior to the discontinuance of NRA we had a great many conferences with the State and Federal Forestry authorities in regard to Article X of the Lumber and Timber Code but since NRA has been discontinued, operations under this Article have not had any great compliance. We are, however, trying to cut over our lands and leave them in such condition that there will be a regrowth of young timber.

We continue to work in close harmony with both the Forestry and Conservation Departments of the Federal Government and the State of Michigan.

TAHQUAMENON FALLS PARK PROJECT:

We reported last year our negotiations with the State and Federal authorities in regard to the sale to them of the lands known as the Tahquamenon Falls Park area and we stated at that time that an option had been given on a certain acreage for a consideration of \$198,349.61.

During the year these negotiations were continued and on October 1st, 1936, we were advised by the Federal Government that the option was accepted for the consideration named. We have made a deed in favor of the Federal Government and have submitted same together with abstracts to the Government Attorneys and they are now engaged in examining the title.

The consideration mentioned in the option will return to The Cleveland-Cliffs Iron Company the money they have invested in this acreage, including original purchase price, taxes, carrying charges, interest on investment, interest on taxes to January 1st, 1936, and, in addition, some profit.

This Falls area is one of the beauty spots of the country and the fact that it is going to be preserved as a park is very gratifying.

UPPER PENINSULA DEVELOPMENT BUREAU:

This Association has continued during the year on a much more active basis than for the previous year due to the fact that they were able to finance their activities in much better volume than at any time during the past three or four years. The State of Michigan provided funds for advertising the State, part of which was allocated to this Association.

During the year the Development Bureau published a very remarkable booklet covering the Upper Peninsula which had a wide distribution and created very favorable comment.

NORTHERN HEMLOCK AND HARDWOOD MANUFACTURERS ASSOCIATION:

We continue our membership in this organization in order to keep in touch with lumber manufacturers and other timber owners. Your Land Agent is a member of the Board of Directors and a member of the Executive Committee and we are in close touch with all activities.

NATIONAL FORESTS:

The only sale to the Federal Government during the year was the so-called Ranger Station Site at Munising covering 3.27 acres for a consideration of \$3,500.00. The Department had no funds available for additional purchases in the National Forests but we have submitted maps and in some cases proposals covering lands which we have available for sale within the Hiawatha Forest. As soon as additional funds are available for purchases, we expect to be able to sell these lands to the Forest Service.

FOREST FIRES:

We were subjected to only one forest fire of any consequence during the year and this has been reported in detail to the Cleveland office. This occurred in Town 49, Range 26, and a total of approximately 1,248,000 feet of saw log timber were damaged.

TAXES:

The matter of taxes is always of much concern in this Department and inasmuch as our holdings are scattered over a large area it requires very close attention on the part of our staff to keep in touch with the assessing of the spending officers of the different political divisions.

As reported heretofore, the Fifteen Mill Law has been of great assistance in keeping down some of these taxes.

During December, 1936, we paid all of our deferred taxes in Alger and Luce Counties, amounting to \$112,884.07. In making these payments we were successful in negotiating with the different political subdivisions to throw off all penalties, taxes and interest, and in the case of McMillan and Columbus Townships, Luce County, this amounted to a saving of approximately \$14,000.00 to our company.

ALGER COUNTY TAXPAYERS' ASSOCIATION:

We continue this Association which operates in Alger County with the same Manager in charge and his report for the year 1936 is attached.

The Association is doing excellent work in watching the local Township and City tax-paying bodies in order to endeavor to keep down expenditures.

CRUISERS:

During the past year we kept as many men as were necessary at work cruising and otherwise looking after the lands of the Company.

HOTEL WILLIAMS AND COTTAGES:

This resort was leased to Mr. William Atkinson, of Orlando, Florida, and he operated the resort from June 1st, 1936, to September 15th, 1936, at which time we again took control of the property.

Negotiations are now under way with Mr. Atkinson towards his continuing to operate this property.

The following statements show the receipts and expenditures as far as our company is concerned for the current year and for the years 1934 and 1935:

ALGER COUNTY TAXPAYERS' ASSOCIATION
NINTH ANNUAL REPORT
FOR THE YEAR ENDING SEPTEMBER 30, 1936

OFFICERS

| | |
|---------------|------------------|
| E. F. Bartels | President |
| O. E. Brown | Secretary-Treas. |
| J. I. Keeton | Manager |

DIRECTORS

| | |
|----------------|----------|
| E. F. Bartels | Minising |
| E. O. Erickson | Minising |
| J. N. Wallace | Minising |
| J. M. Bush | Hegaunee |
| P. S. Hamilton | Newberry |
| C. E. Good | Nahma |

ORGANIZED OCTOBER, 1927

ALGER COUNTY TAXPAYERS' ASSOCIATION

NINTH ANNUAL REPORT

I N D E X

| | |
|---|------------|
| General Remarks - - - - - | Page 1 - 3 |
| Association Receipts & Disbursements - - - - - | 4 |
| Assessed Valuation, Ass'n Members & Others - - - - - | 5 - 9 |
| Alger County Tax Rates, 1936 - - - - - | 10 |
| Graph Showing Total Taxes 1927 to 1936 - - - - - | 11 |
| Graph Showing Total Tax Rates 1927 to 1936 - - - - - | 12 |
| Graph Showing Total Valuation As Assessed & Equalized | 13 |
| Comparative Statement of County, School, & Local Taxes | 14 |
| Delinquent Taxes - - - - - | 15 |
| Assessed Valuation, Taxes, & Expenditures Per Capita | 16 -19 |
| Graph Showing Expenditures Per Capita - - - - - | 20 |
| Alger County General Fund Expenditures - - - - - | 21 |
| State Institutional Charges - - - - - | 22 -23 |
| Alger County Road Commission - - - - - | 24 -25 |
| Alger County Poor Commission - - - - - | 26 |
| Au Train Township - - - - - | 27 |
| Burt Township - - - - - | 28 |
| Grand Island Township - - - - - | 29 |
| Limestone Township - - - - - | 30 |
| Mathias Township - - - - - | 31 |
| Manising Township - - - - - | 32 |
| Onota Township - - - - - | 33 |
| Rock River Township - - - - - | 34 |
| Graph Showing Township Expenditures - - - - - | 35 |
| Comparative Statement of Township Contingent Fund | |
| Expenditures - | 36 |
| City of Manising - - - - - | 37 -38 |
| Au Train Township Schools - - - - - | 39 |
| Burt Township Schools - - - - - | 40 |
| Grand Island Township Schools - - - - - | 41 |
| Limestone Township Schools - - - - - | 42 |
| Mathias Township Schools - - - - - | 43 |
| Manising Township Schools - - - - - | 44 |
| Onota Township Schools - - - - - | 45 |
| Rock River Township Schools - - - - - | 46 |
| Graph Showing School Expenditures Per Pupil - - - - - | 47 |
| School Income & Per Cent From Each Source - - - - - | 48 |
| Primary, Primary Supplement & Equalization, and Library | |
| Apportionments | 49 |
| Comparative School Statement - - - - - | 50 |
| Bonded & Other Indebtedness - - - - - | 51 |

ALGER COUNTY TAXPAYERS' ASSOCIATION

NINTH ANNUAL REPORT

The Association submits the ninth annual report covering the political units of Alger County.

The Association budget for the year amounted to \$3,700, and miscellaneous receipts for some small supplies sold brought the total receipts for the year to \$3,703.24. Expenditures were \$3,577.97, leaving a balance on hand September 30, 1936, \$354.10. This compares with \$228.83 at the beginning of the period, an increase of \$125.27. There was no change in the directorate or management of the Association during the year.

Relief continues to be an acute problem even though business conditions improved to a large extent during the year. Expenditures of the Alger County Emergency Relief Commission for twelve months ending September 30, 1936 are as follows:

| | |
|--|------------------|
| Direct Relief | 31,841.35 |
| Administration | <u>5,995.77</u> |
| Total Cash Expended | 37,837.10 |
| Federal Surplus Commodities Distributed | <u>15,101.82</u> |
| Total Expenditures | 52,938.92 |

Funds for the cash expenditures above listed were provided from the following sources:

| | |
|---------------|------------------|
| Local Funds | 2,000.00 |
| Federal Funds | 8,925.00 |
| State Funds | <u>26,912.10</u> |
| Total | 37,837.10 |

The case load varied from a high of 313 in October, 1935, to a low of 146 in September, 1936, with an average of 201.

Beginning late last year, the PWA started taking employable clients off the relief. Road work took the major portion of the projects, and was handled through the Alger County Road Commission. PWA expenditures through this commission amounted to a total of \$108,384.88, and the expense from commission funds, which included equipment, supplies, and certain labor not furnished by the PWA, amounted to \$47,266.15, making a total expended on the roads of \$155,651.03. Expenditures by the Alger County Poor Commission for the year ending September 30 amounted to \$16,890, a decrease of \$2,752.62 from the previous year as shown on the detail statement included herewith.

A SUMMARY of direct relief costs in this county for last year is as follows:

| | |
|-------------------------|------------------|
| Emergency Relief | 52,938.92 |
| Alger County Poor Coma. | 16,890.00 |
| Alger County Board | <u>16,188.98</u> |
| Total | 86,017.90 |

The above figures for Alger County Board include the relief granted through the probate court as these bills are paid by the county board.

In last year's report mention was made of an election held in October to increase the millage for county purposes, which proposal was defeated. No definite steps have been taken since that date for an increase beyond the fifteen mill limitation. The County Tax Commission increased the allotment for county purposes this year by one-half mill, giving them at this time fifty per cent of the fifteen mill tax. The county general and poor funds are still far behind requirements, and there is talk from time to time of calling another election to vote an increase. A summary of the county obligations made as of September 30, 1936, showed a total of \$94,529.68, which includes \$40,000 borrowed from the Road Commission three years ago. Leaving that out of consideration, as the Road Commission will probably never be reimbursed, would indicate that the county is just about one year's income behind. This, of course, serves as a brake on reckless expenditures, and we do not consider it advisable that the millage to the county be increased by a vote beyond the fifteen mill limitation. It is likely that the other units could function if the county was given an additional mill over what they had in 1936.

The assessed valuation of the county shows a continued decrease, principally due to the removal of timber and on account of the lands being taken over by the state and federal governments. In 1926 the valuation as assessed amounted to over twelve million dollars, and in 1936 this had dropped to just in excess of seven million dollars, a decrease of a little more than 42%. During that same period the total taxes levied dropped 69% and the tax rate, 47.3%.

Improvement continues in the financial condition of the townships and school districts. Balance on hand in all school funds at June 30, 1936, amounted to \$75,641.10, and this compares with \$58,698.72 on June 30, 1935. The only school district in any financial difficulty at present is Quota, and due to the large delinquent tax payments made during the last two months of 1936, it is indicated that they will be able to start the next fiscal year with a balanced budget.

The last of the township highways were taken over by the County Road Commission April 1, 1936, and the streets in platted villages will be taken into the county road system on April 1 next. Accordingly, the functions of the townships will be reduced to the general fund items only. At the township meeting to be held in April, each unit will be given proper resolutions for their consideration to transfer all road funds to the general fund. Township boards have no authority to transfer balances in the road funds to the general fund, but this can be done by a vote of the people at the annual meeting. It is now advisable that these road funds be closed out, and this will also wipe out deficits carried in some of the townships. Rock River Township, for example, has had a deficit in the general fund for fifteen years or more.

The Minising City Water Plant operated during the year with a profit of \$8,319.72, a decrease of \$858.23 as compared with the previous year. Ever since the installation of automatic equipment in 1928-1929, this plant has shown a very gratifying profit. In the coal operations during the year, the profit shown is \$3,777.75, and this compares with a loss of \$1,081.90 for the year previous. This profit is accounted for by the fact that the average selling price of coal in 1936 was \$6.98 compared with \$6.08 in 1935. During 1936 there was a loss in tonnage of 414.2.

During the year a large number of defaults in bonded and other obligations have been taken care of. Through the cooperation of the Cleveland Cliffs Iron Company in paying their moratorium taxes in full, it was possible to redeem the entire outstanding issue of the Burt Township Refunding Bonds of 1934. All defaults in both principal and interest on the Burt Township School Bonds were also taken care of. The largest debt of any unit at this time is the Burt Township School Serial Bonds amounting to \$106,000. This unit also had some smaller obligations which are being taken care of as fast as funds become available, and during the past year payments have been made from time to time on these obligations.

In conclusion, we again thank the members and directors for their fine cooperation.

Statistical and comparative statements covering the several units follow.

Respectfully submitted,

J. I. Keeton, Manager

JIK:ES
3/4/37

ALGER COUNTY TAXPAYERS' ASSOCIATION

STATEMENT OF RECEIPTS AND DISBURSEMENTS FOR THE YEAR ENDING
SEPTEMBER 30, 1936

RECEIPTS

| | | |
|--------------------------------|-------------|----------|
| Cleveland Cliffs Iron Co. | 1,739.08 | |
| Minising Paper Company | 907.49 | |
| East Jordan Lumber Co. | 193.62 | |
| Newberry Lumber & Chemical Co. | 186.82 | |
| Bay de Noquet Co. | 168.02 | |
| Jackson & Tindle, Inc. | 138.79 | |
| Minising Woodenware Co. | 84.46 | |
| First National Bank Alger Co. | 77.91 | |
| Michigan Gas & Electric Co. | 68.59 | |
| I. Stephenson Co. | 60.86 | |
| Wisconsin Land & Lumber Co. | 59.07 | |
| Sam Marks | 25.29 | |
| Sale of Supplies | <u>3.24</u> | |
| Total | | 3,703.24 |

EXPENDITURES

| | | |
|---------------------------|-------------|----------|
| Salaries | 2,835.00 | |
| Office Rent | 120.00 | |
| Office Light | 18.24 | |
| Telephone & Telegraph | 46.25 | |
| Automobile Mileage | 447.60 | |
| Travel | 17.60 | |
| Office Supplies & Expense | 193.48 | |
| Postage & Box Rent | 78.00 | |
| Papers & Periodicals | 11.80 | |
| Special Expense | <u>9.60</u> | |
| Total | | 3,577.97 |

| | |
|---------------------------------|-----------------|
| Cash On Hand September 30, 1935 | 228.83 |
| Total Receipts | <u>3,703.24</u> |

| | |
|--------------------------|-----------------|
| Total Received & On Hand | 3,932.07 |
| Expenditures | <u>3,577.97</u> |

| | |
|----------------------------|--------|
| BALANCE SEPTEMBER 30, 1936 | 354.10 |
|----------------------------|--------|

RECEIPTS BY FISCAL YEARS

| | |
|-----------|----------|
| 1927-1928 | 4,733.03 |
| 1928-1929 | 5,000.00 |
| 1929-1930 | 5,018.96 |
| 1930-1931 | 5,181.04 |
| 1931-1932 | 4,701.78 |
| 1932-1933 | 2,000.00 |
| 1933-1934 | 3,200.00 |
| 1934-1935 | 3,200.00 |
| 1935-1936 | 3,703.24 |

ALGER COUNTY TAXPAYERS' ASSOCIATION

STATEMENT SHOWING 1935 ASSESSED VALUATION OF PROPERTY OWNED BY THE MEMBERS OF THE ALGER COUNTY TAXPAYERS' ASSOCIATION, PROPERTY OWNED BY OTHERS, AND PERCENTAGES.

| | <u>VALUATION</u> | <u>PERCENT</u> | <u>PER CENT PREVIOUS YEAR</u> |
|--------------------------------|-------------------|----------------|---------------------------------------|
| <u>AU TRAIN TOWNSHIP</u> | | | |
| Bay de Noquet Company | 114,181.00 | 31.59 | 19.31 |
| Cleveland Cliffs Iron Co. | 103,300.00 | 19.53 | 23.58 |
| Jackson & Tindle, Inc. | - | - | .15 |
| Newberry Lumber & Chemical Co. | 27,984.00 | 5.29 | 4.89 |
| Munising Paper Company | <u>1,340.00</u> | <u>.31</u> | <u>.28</u> |
| TOTAL TAXPAYERS' ASS'N | 247,065.00 | 46.71 | 51.21 |
| All Other Property | <u>281,836.00</u> | <u>53.29</u> | <u>48.79</u> |
| TOTAL AU TRAIN TOWNSHIP | 528,921.00 | 100.00 | 100.00 |
| <u>BURT TOWNSHIP</u> | | | |
| Cleveland Cliffs Iron Co. | 822,700.00 | 60.64 | 56.97 |
| Jackson & Tindle, Inc. | 46,200.00 | 3.40 | 3.42 |
| Munising Paper Company | 58,187.00 | 4.07 | 4.05 |
| Newberry Lumber & Chemical Co. | <u>151,287.50</u> | <u>11.15</u> | <u>10.53</u> |
| TOTAL TAXPAYERS' ASS'N | 1,075,374.50 | 79.26 | 74.97 |
| All Other Property | <u>281,400.50</u> | <u>20.74</u> | <u>25.03</u> |
| TOTAL BURT TOWNSHIP | 1,356,775.00 | 100.00 | 100.00 |
| <u>GRAND ISLAND TOWNSHIP</u> | | | |
| Cleveland Cliffs Iron Co. | 219,270.00 | 87.90 | 87.90 |
| All Other Property | <u>30,175.00</u> | <u>12.10</u> | <u>12.10</u> |
| TOTAL GRAND ISLAND TOWNSHIP | 249,445.00 | 100.00 | 100.00 |
| <u>LIMESTONE TOWNSHIP</u> | | | |
| I. Stephenson Company | 35,580.00 | 9.41 | 12.39 |
| Wisconsin Land & Lumber Co. | <u>71,100.00</u> | <u>18.80</u> | <u>16.82</u> |
| TOTAL TAXPAYERS' ASS'N | 106,680.00 | 28.21 | 29.01 |
| All Other Property | <u>271,535.00</u> | <u>71.79</u> | <u>70.99</u> |
| TOTAL LIMESTONE TOWNSHIP | 378,215.00 | 100.00 | 100.00 |
| <u>MATHIAS TOWNSHIP</u> | | | |
| Bay de Noquet Company | 83,825.00 | 39.19 | 39.56 |
| Cleveland Cliffs Iron Co. | <u>200.00</u> | <u>.07</u> | <u>.03</u> |
| TOTAL TAXPAYERS' ASS'N | 84,025.00 | 29.26 | 29.59 |
| All Other Property | <u>203,125.00</u> | <u>70.74</u> | <u>70.41</u> |
| TOTAL MATHIAS TOWNSHIP | 287,150.00 | 100.00 | 100.00 |

| | <u>VALUATION</u> | <u>PERCENT</u> | <u>PER CENT PREVIOUS YEAR</u> |
|--------------------------------|-------------------|----------------|---------------------------------------|
| <u>MUNISING TOWNSHIP</u> | | | |
| Bay de Noquet Company | 3,525.00 | .42 | .46 |
| Cleveland Cliffs Iron Co. | 558,380.00 | 66.84 | 66.46 |
| Jackson & Tindle, Inc. | - | - | .22 |
| Michigan Gas & Electric Co. | 9,000.00 | 1.08 | 1.04 |
| Munising Paper Company | 19,350.00 | 2.32 | 2.17 |
| Newberry Lumber & Chemical Co. | <u>25,100.00</u> | <u>3.00</u> | <u>3.99</u> |
| TOTAL TAXPAYERS' ASS'N | 615,355.00 | 73.66 | 74.34 |
| All Other Property | <u>220,018.00</u> | <u>26.34</u> | <u>25.66</u> |
| TOTAL MUNISING TOWNSHIP | 835,373.00 | 100.00 | 100.00 |
| <u>ONOTA TOWNSHIP</u> | | | |
| Cleveland Cliffs Iron Co. | 205,015.00 | 29.85 | 29.22 |
| East Jordan Lumber Co. | 209,640.00 | 30.50 | 30.30 |
| Newberry Lumber & Chemical Co. | - | - | .71 |
| TOTAL TAXPAYERS' ASS'N | 414,655.00 | 60.33 | 60.23 |
| All Other Property | <u>272,600.00</u> | <u>39.67</u> | <u>39.77</u> |
| TOTAL ONOTA TOWNSHIP | 687,255.00 | 100.00 | 100.00 |
| <u>ROCK RIVER TOWNSHIP</u> | | | |
| Cleveland Cliffs Iron Co. | 70.00 | .02 | .29 |
| East Jordan Lumber Co. | 21,800.00 | 4.88 | 4.83 |
| I. Stephenson Co. | 9,350.00 | 2.09 | 4.92 |
| Wisconsin Land & Lumber Co. | - | - | .87 |
| TOTAL TAXPAYERS' ASS'N | 31,220.00 | 6.99 | 10.91 |
| All Other Property | <u>415,680.00</u> | <u>93.01</u> | <u>89.09</u> |
| TOTAL ROCK RIVER TOWNSHIP | 446,900.00 | 100.00 | 100.00 |
| <u>MUNISING CITY</u> | | | |
| Cleveland Cliffs Iron Co. | 90,835.00 | 3.72 | 3.56 |
| First National Bank Alger Co. | 58,350.00 | 2.31 | 3.90 |
| Jackson & Tindle, Inc. | 85,610.00 | 3.51 | 4.70 |
| Michigan Gas & Electric Co. | 74,550.00 | 3.05 | 3.06 |
| Munising Paper Company | 1,063,900.00 | 43.55 | 42.03 |
| Munising Woodenware Co. | 102,870.00 | 4.21 | 4.22 |
| Sam Marks | <u>29,800.00</u> | <u>1.22</u> | <u>1.26</u> |
| TOTAL TAXPAYERS' ASS'N | 1,503,915.00 | 61.57 | 62.83 |
| All Other Property | <u>938,770.00</u> | <u>38.43</u> | <u>37.17</u> |
| TOTAL MUNISING CITY | 2,442,685.00 | 100.00 | 100.00 |

ALGER COUNTY TAXPAYERS' ASSOCIATION

COMPARATIVE STATEMENT OF THE ASSESSED VALUATIONS OF MEMBERS FOR
1935 AND 1934, SHOWING INCREASES AND DECREASES

| | VALUATION 1935 | VALUATION 1934 | INCREASE | DECREASE |
|--------------------------------------|-------------------|-------------------|----------|------------|
| <u>BAY DE NOQUET COMPANY</u> | | | | |
| Au Train Township | 114,181.00 | 116,030.00 | | 1,849.00 |
| Mathias Township | 83,825.00 | 84,675.00 | | 850.00 |
| Manising Township | 3,525.00 | 3,950.00 | | 425.00 |
| Total | 201,531.00 | 204,655.00 | | 3,124.00 |
| <u>CLEVELAND CLIFFS IRON CO.</u> | | | | |
| Au Train Township | 103,300.00 | 159,760.00 | | 56,460.00 |
| Burt Township | 822,700.00 | 859,190.00 | | 36,490.00 |
| Grand Island Township | 219,270.00 | 219,270.00 | | |
| Mathias Township | 300.00 | 75.00 | 125.00 | |
| Manising Township | 558,380.00 | 572,200.00 | | 13,820.00 |
| Onota Township | 205,015.00 | 205,020.00 | | 5.00 |
| Rock River Township | 70.00 | 1,370.00 | | 1,300.00 |
| Manising City | 90,835.00 | 89,195.00 | 1,640.00 | |
| Total | 1,999,770.00 | 2,106,080.00 | | 106,310.00 |
| <u>EAST JORDAN LUMBER CO.</u> | | | | |
| Onota Township | 209,640.00 | 212,640.00 | | 3,000.00 |
| Rock River Township | 21,800.00 | 23,200.00 | | 1,400.00 |
| Total | 231,440.00 | 235,840.00 | | 4,400.00 |
| <u>FIRST NATIONAL BANK ALGER CO.</u> | | | | |
| Manising City | 58,350.00 | 94,900.00 | | 38,550.00 |
| <u>I. STEPHENSON CO.</u> | | | | |
| Limestone Township | 35,580.00 | 50,530.00 | | 14,950.00 |
| Rock River Township | 9,350.00 | 23,600.00 | | 14,250.00 |
| Total | 44,930.00 | 74,130.00 | | 29,200.00 |
| <u>JACKSON & TINDLE, INC.</u> | | | | |
| Au Train Township | - | 920.00 | | 920.00 |
| Burt Township | 46,200.00 | 51,650.00 | | 5,450.00 |
| Manising Township | - | 1,875.00 | | 1,875.00 |
| Manising City | 85,610.00 | 114,610.00 | | 29,000.00 |
| Total | 131,810.00 | 169,055.00 | | 37,245.00 |

| | <u>VALUATION</u> 1935 | <u>VALUATION</u> 1934 | <u>INCREASE</u> | <u>DECREASE</u> |
|---|--------------------------|--------------------------|-----------------|-----------------|
| <u>MICHIGAN GAS & ELECTRIC CO.</u> | | | | |
| Munising Township | 9,000.00 | 9,000.00 | | |
| Munising City | 74,550.00 | 74,550.00 | | |
| Total | 83,550.00 | 83,550.00 | | |
| <u>MUNISING PAPER COMPANY</u> | | | | |
| Au Train Township | 1,640.00 | 1,680.00 | | 40.00 |
| Burt Township | 55,187.00 | 61,050.00 | | 5,863.00 |
| Munising Township | 19,350.00 | 18,725.00 | 625.00 | |
| Munising City | 1,083,900.00 | 1,023,900.00 | 40,000.00 | |
| Total | 1,140,077.00 | 1,105,355.00 | 34,722.00 | |
| <u>MUNISING WOODENWARE CO.</u> | | | | |
| Munising City | 102,870.00 | 102,870.00 | | |
| <u>NEWBERRY LUMBER & CHEMICAL CO.</u> | | | | |
| Au Train Township | 27,964.00 | 29,370.00 | | 1,406.00 |
| Burt Township | 151,287.50 | 158,850.00 | | 7,562.50 |
| Munising Township | 25,100.00 | 34,335.00 | | 9,235.00 |
| Onota Township | - | 5,000.00 | | 5,000.00 |
| Total | 204,351.50 | 227,555.00 | | 23,203.50 |
| <u>SAM MARKS</u> | | | | |
| Munising City | 29,800.00 | 30,800.00 | | 1,000.00 |
| <u>WISCONSIN LAND & LUMBER CO.</u> | | | | |
| Limestone Township | 71,100.00 | 67,750.00 | 3,350.00 | |
| Rock River Township | - | 4,200.00 | | 4,200.00 |
| Total | 71,100.00 | 71,950.00 | | 850.00 |
| GRAND TOTAL | 4,297,579.50 | 4,506,740.00 | | 209,160.50 |

RECAPITULATION

| | <u>VALUATION</u> | <u>PERCENT</u> | <u>PER CENT PREV. YEAR</u> |
|--------------------------------|------------------|----------------|--------------------------------|
| Bay de Nocquet Company | 201,531.00 | 2.79 | 2.72 |
| Cleveland Cliffs Iron Co. | 1,999,770.00 | 27.73 | 27.96 |
| East Jordan Lumber Co. | 231,440.00 | 3.21 | 3.13 |
| First National Bank Alger Co. | 58,350.00 | .78 | 1.26 |
| I. Stephenson Co. | 44,830.00 | .62 | .98 |
| Jackson & Tindle, Inc. | 131,810.00 | 1.83 | 2.24 |
| Michigan Gas & Electric Co. | 83,550.00 | 1.16 | 1.11 |
| Minising Paper Company | 1,140,077.00 | 15.81 | 14.68 |
| Minising Woodensware Co. | 102,870.00 | 1.43 | 1.37 |
| Newberry Lumber & Chemical Co. | 204,351.50 | 2.83 | 3.02 |
| Sam Marks | 29,800.00 | .41 | .41 |
| Wisconsin Land & Lumber Co. | 71,100.00 | .98 | .96 |
| TOTAL TAXPAYERS' ASS'N | 4,297,570.50 | 59.58 | 59.84 |
| All Other Property | 2,915,139.50 | 40.42 | 40.16 |
| TOTAL ALGER COUNTY | 7,212,710.00 | 100.00 | 100.00 |

ALGER COUNTY

TAXES PER \$1,000.00 ASSESSED VALUATION FOR 1936

| Tax | Au Train | Burt | Grand Island | Lime- stone | Ma- thias | Mani- sing | Onota | Rock River | Mani- sing City |
|-------------|-------------|-------|-----------------|----------------|--------------|---------------|-------|---------------|-----------------------|
| County | 7.50 | 7.50 | 7.50 | 7.50 | 7.50 | 7.50 | 7.50 | 7.50 | 7.50 |
| Township | 1.00 | 1.50 | 1.20 | 2.00 | 2.00 | 2.00 | 2.00 | 2.00 | |
| School | 6.50 | 6.00 | 3.00 | 5.50 | 5.50 | 5.50 | 5.50 | 5.50 | 5.50 |
| School Debt | | 7.78 | | | | 4.34 | | | 4.34 |
| City | | | | | | | | | 16.41 |
| City Debt | | | | | | | | | 2.39 |
| Total 1936 | 15.00 | 22.78 | 11.70 | 15.00 | 15.00 | 19.34 | 15.00 | 15.00 | 36.14 |
| Total 1935 | 15.10 | 23.56 | 11.20 | 15.02 | 15.13 | 22.90 | 15.03 | 15.10 | 38.74 |
| Total 1934 | 16.37 | 23.60 | 11.54 | 16.30 | 38.61 | 24.42 | 16.28 | 16.30 | 41.53 |
| Total 1933 | 14.92 | 25.22 | 8.08 | 14.82 | 36.40 | 21.78 | 19.81 | 14.86 | 37.41 |
| Total 1932 | 23.94 | 35.21 | 12.80 | 46.98 | 81.02 | 42.64 | 33.03 | 40.76 | 46.71 |
| Total 1931 | 25.53 | 46.98 | 19.45 | 60.85 | 64.00 | 46.84 | 43.31 | 48.80 | 46.09 |
| Total 1930 | 22.73 | 46.95 | 16.09 | 61.53 | 62.31 | 50.49 | 43.11 | 59.71 | 52.10 |
| Total 1929 | 23.19 | 46.43 | 17.02 | 45.75 | 60.16 | 50.38 | 42.54 | 72.72 | 46.76 |
| Total 1928 | 23.63 | 45.32 | 17.80 | 51.82 | 45.13 | 46.18 | 47.51 | 59.80 | 48.62 |
| Total 1927 | 24.52 | 48.69 | 16.53 | 66.36 | 46.52 | 46.22 | 74.64 | 72.28 | 50.63 |

COMPARATIVE STATEMENT OF TOTAL VALUATIONS, TAX LEVIES, AND RATES

| | Valuation | Total Tax | Rate |
|-------------------------------|---------------|------------|--------|
| 1936 | 7,066,755.00 | 170,815.01 | 24.18 |
| 1935 | 7,212,719.00 | 193,598.80 | 25.45 |
| 1934 | 7,532,030.00 | 207,609.49 | 27.57 |
| 1933 | 7,700,941.00 | 201,126.42 | 26.12 |
| 1932 | 7,902,107.00 | 322,309.53 | 40.79 |
| 1931 | 9,757,952.00 | 441,421.20 | 45.24 |
| 1930 | 9,595,381.00 | 468,003.03 | 48.06 |
| 1929 | 10,305,998.00 | 478,661.04 | 46.45 |
| 1928 | 11,030,638.00 | 506,813.33 | 45.93 |
| 1927 | 11,046,947.00 | 558,762.93 | 50.31 |
| 1925 | 12,213,115.00 | 560,317.24 | 45.87 |
| Decrease from 1925 to 1936 | | 42.14% | 69.51% |
| | | | 47.28% |

ALGER COUNTY

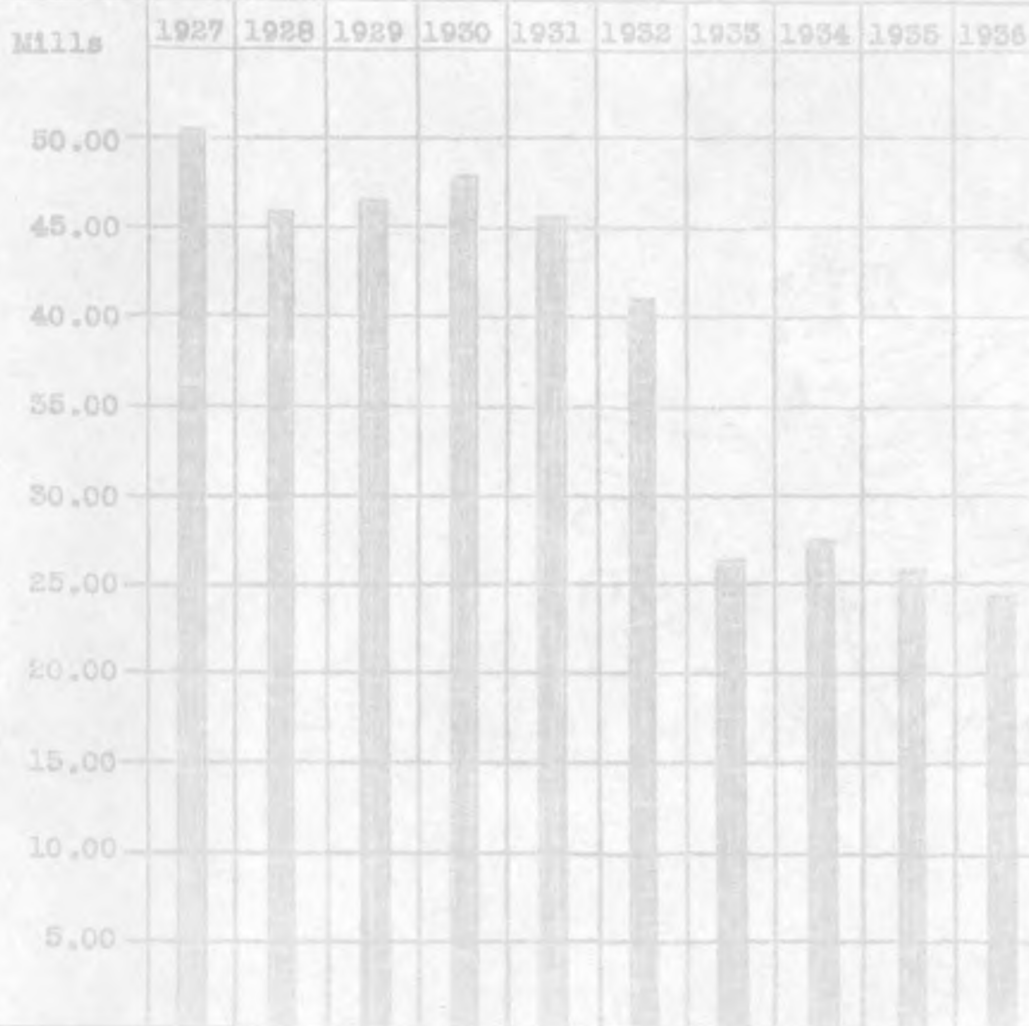
TOTAL TAXES LEVIED 1927 TO 1936 INCLUSIVE

STATE TAX  SCHOOL TAX 
 COUNTY TAX  LOCAL TAX 



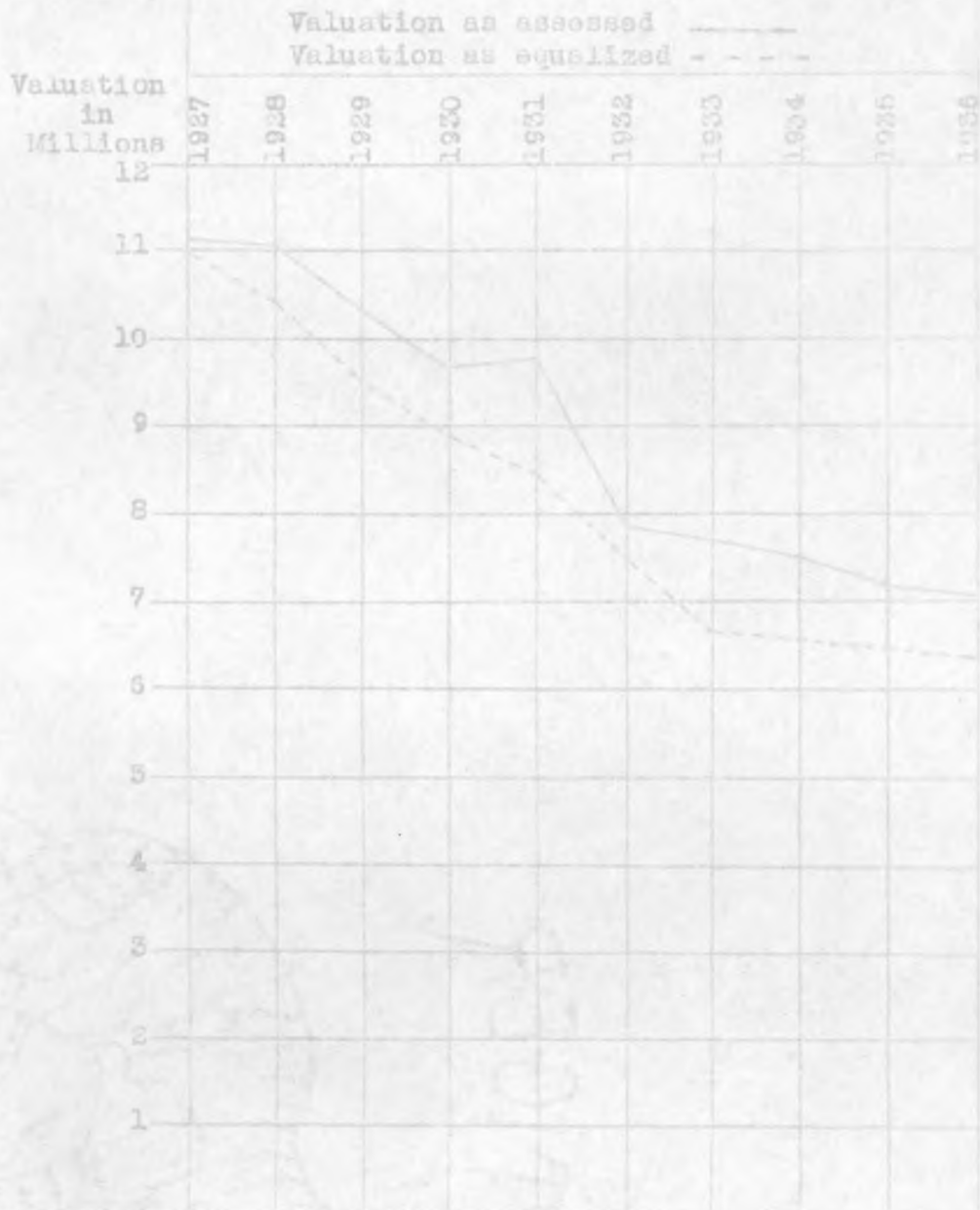
ALGER COUNTY

TOTAL TAX RATES 1927 TO 1936 INCLUSIVE
 SHOWN IN MILLS PER \$1,000.00 VALUATION



ALGER COUNTY

TOTAL VALUATION AS ASSESSED AND AS EQUALIZED BY THE STATE BOARD OF EQUALIZATION



A. J. B. B. B.

COMPARATIVE STATEMENT OF COUNTY, SCHOOL, AND LOCAL TAXES FOR
1936 AND 1935

| | 1936 | 1935 | Increase | Decrease |
|-------------------|------------|------------|----------|-----------|
| <u>COUNTY TAX</u> | | | | |
| Au Train Township | 5,637.09 | 5,702.45 | | 65.36 |
| Burt " | 10,127.69 | 9,497.43 | 630.25 | |
| Grand Island " | 1,870.84 | 1,746.11 | 124.73 | |
| Limestone " | 2,580.86 | 2,647.50 | | 66.64 |
| Mathias " | 2,137.38 | 2,010.05 | 127.33 | |
| Manising " | 5,794.16 | 5,847.61 | | 53.45 |
| Onota " | 5,146.01 | 4,810.78 | 335.23 | |
| Rock River " | 3,338.48 | 3,126.30 | 212.18 | |
| Manising City | 18,378.18 | 17,098.80 | 1,279.38 | |
| Total | 53,000.86 | 50,489.03 | 2,511.83 | |
| Per Cent Increase | | | 4.97% | |
| Rate in Mills | 7.50 | 7.00 | | .50 |
| <u>SCHOOL TAX</u> | | | | |
| Au Train Township | 3,152.14 | 3,702.45 | | 550.31 |
| Burt " | 18,603.13 | 17,640.65 | 961.48 | |
| Grand Island " | 748.34 | 748.34 | | |
| Limestone " | 1,892.63 | 1,891.08 | 1.55 | |
| Mathias " | 1,560.07 | 1,722.90 | | 162.83 |
| Manising " | 7,601.93 | 10,703.27 | | 3,101.34 |
| Onota " | 3,773.74 | 4,123.53 | | 349.79 |
| Rock River " | 2,448.21 | 1,787.60 | 660.61 | |
| Manising City | 24,112.18 | 31,297.02 | | 7,184.84 |
| Total | 63,891.37 | 73,616.84 | | 9,725.47 |
| Per Cent Decrease | | | | 13.21% |
| Rate in Mills | 9.05 | 10.21 | | 1.16 |
| <u>LOCAL TAX</u> | | | | |
| Au Train Township | 484.95 | 528.92 | | 43.97 |
| Burt " | 2,025.53 | 4,713.53 | | 2,688.02 |
| Grand Island " | 299.33 | 299.43 | | .10 |
| Limestone " | 688.23 | 1,134.64 | | 446.41 |
| Mathias " | 587.30 | 574.30 | | 13.00 |
| Manising " | 1,545.11 | 2,506.12 | | 961.01 |
| Onota " | 1,372.27 | 1,374.51 | | 2.24 |
| Rock River " | 890.26 | 1,787.60 | | 897.34 |
| Manising City | 46,050.00 | 46,300.00 | | 250.00 |
| Total | 53,982.98 | 59,119.07 | | 5,136.09 |
| Per Cent Decrease | | | | 8.79% |
| Rate in Mills | 7.63 | 8.20 | | .57 |
| TOTAL TAX | 170,815.01 | 183,224.94 | | 12,409.93 |
| Per Cent Decrease | | | | 6.77% |
| Rate in Mills | 24.18 | 25.41 | | 1.23 |

DELINQUENT TAXES

STATEMENT BY ASSESSMENT DISTRICTS FOR THE YEAR 1935

| | <u>TOTAL TAX LEVIED</u> | <u>RETURNED DELINQUENT</u> | <u>PERCENT DELINQ.</u> | |
|-----------------------|-----------------------------|--------------------------------|------------------------|--------------|
| | | | 1935 | 1934 |
| Au Train Township | 8,039.76 | 1,402.25 | 17.44 | 15.42 |
| Burt Township | 32,100.07 | 7,953.48 | 24.78 | 34.25 |
| Grand Island Township | 2,793.88 | 170.52 | 6.10 | 2.48 |
| Limestone Township | 5,884.51 | 1,523.81 | 23.29 | 35.91 |
| Mathias Township | 4,349.05 | 718.02 | 16.51 | 31.82 |
| Minising Township | 19,303.84 | 3,382.36 | 17.52 | 18.17 |
| Onota Township | 10,328.03 | 720.98 | 6.98 | 8.23 |
| Rock River Township | 8,748.21 | 2,530.62 | 37.50 | 43.44 |
| Minising City | <u>99,009.14</u> | <u>16,297.11</u> | <u>16.46</u> | <u>16.38</u> |
| Total 1935 | 188,356.49 | 34,499.15 | 18.32 | 21.30 |
| " 1934 | 212,326.49 | 45,234.90 | 21.30 | |
| " 1933 | 209,615.37 | 44,599.72 | 21.28 | |
| " 1932 | 327,708.78 | 172,669.42 | 52.69 | |
| " 1931 | 444,731.48 | 139,292.34 | 31.32 | |
| " 1930 | 471,558.17 | 68,559.66 | 14.11 | |
| " 1929 | 481,589.37 | 59,123.23 | 12.33 | |
| " 1928 | 510,180.80 | 57,926.55 | 11.35 | |
| " 1927 | 559,887.05 | 66,503.38 | 11.88 | |

REAL AND PERSONAL DELINQUENT, 1935

| | |
|---------------------|------------------|
| Delinquent Personal | 613.54 |
| Delinquent Real | <u>33,885.61</u> |
| Total | 34,499.15 |

ALGER COUNTY

STATEMENT SHOWING 1936 PER CAPITA ASSESSED VALUATIONS, TAX LEVIES,
AND EXPENDITURES BASED ON THE U. S. CENSUS FOR 1930, AND
SUBDIVIDED ACCORDING TO POLITICAL UNITS.

| | | <u>AMOUNT</u> | <u>PER CAPITA</u> | |
|------------------------------|-----|-----------------|-------------------|--------------|
| | | | 1936 | 1935 |
| <u>AU TRAIN TOWNSHIP</u> | | | | |
| Population | 536 | | | |
| Assessed Valuation | | 484,945.00 | 904.75 | 986.79 |
| TAXES LEVIED: | | | | |
| County Tax | | 5,657.09 | 6.79 | 6.91 |
| School Tax | | 3,152.14 | 5.88 | 6.91 |
| Local Tax | | <u>484.95</u> | <u>.90</u> | <u>1.07</u> |
| Total Taxes | | 7,274.18 | 13.57 | 14.89 |
| EXPENDITURES: | | | | |
| School | | 6,981.35 | 13.03 | 13.17 |
| Local | | <u>1,784.97</u> | <u>3.29</u> | <u>3.81</u> |
| Total Expenditures | | 8,746.32 | 16.31 | 16.98 |
| <u>BURT TOWNSHIP</u> | | | | |
| Population | 518 | | | |
| Assessed Valuation | | 1,380,355.00 | 2,606.86 | 2,619.26 |
| TAXES LEVIED: | | | | |
| County Tax | | 10,127.66 | 19.55 | 18.33 |
| School Tax | | 18,602.13 | 35.91 | 34.06 |
| Local Tax | | <u>3,025.83</u> | <u>3.91</u> | <u>9.31</u> |
| Total Taxes | | 30,755.32 | 59.37 | 61.70 |
| EXPENDITURES: | | | | |
| School | | 20,860.44 | 40.27 | 49.48 |
| Local | | <u>9,325.22</u> | <u>18.00</u> | <u>17.46</u> |
| Total Expenditures | | 30,185.66 | 58.27 | 66.94 |
| <u>GRAND ISLAND TOWNSHIP</u> | | | | |
| Population | 24 | | | |
| Assessed Valuation | | 249,445.00 | 10,393.54 | 10,393.54 |
| TAXES LEVIED: | | | | |
| County Tax | | 1,870.84 | 77.95 | 72.75 |
| School Tax | | 748.34 | 31.18 | 31.18 |
| Local Tax | | <u>299.33</u> | <u>12.47</u> | <u>13.47</u> |
| Total Taxes | | 2,918.51 | 121.60 | 117.40 |
| EXPENDITURES: | | | | |
| School | | 877.85 | 36.58 | 39.90 |
| Local | | <u>340.82</u> | <u>14.20</u> | <u>13.52</u> |
| Total Expenditures | | 1,218.67 | 50.78 | 53.42 |

| | AMOUNT | PER CAPITA | |
|---------------------------|------------|------------|--------|
| | | 1935 | 1935 |
| <u>LIMESTONE TOWNSHIP</u> | | | |
| Population | 621 | | |
| Assessed Valuation | 344,115.00 | 512.84 | 503.66 |
| TAXES LEVIED: | | | |
| County Tax | 2,580.86 | 3.85 | 3.95 |
| School Tax | 1,892.63 | 2.82 | 2.82 |
| Local Tax | 688.23 | 1.08 | 1.70 |
| Total Taxes | 5,161.72 | 7.69 | 8.47 |
| EXPENDITURES: | | | |
| School | 9,415.30 | 14.03 | 14.23 |
| Local | 1,774.25 | 2.64 | 4.92 |
| Total Expenditures | 11,189.55 | 16.67 | 19.15 |

| | | | |
|-------------------------|------------|--------|--------|
| <u>MATHIAS TOWNSHIP</u> | | | |
| Population | 644 | | |
| Assessed Valuation | 283,650.00 | 336.08 | 340.23 |
| TAXES LEVIED: | | | |
| County Tax | 2,127.38 | 2.52 | 2.38 |
| School Tax | 1,560.07 | 1.85 | 2.05 |
| Local Tax | 867.30 | .67 | .72 |
| Total Taxes | 4,554.75 | 5.04 | 5.15 |
| EXPENDITURES: | | | |
| School | 28,021.78 | 27.53 | 30.59 |
| Local | 4,868.78 | 5.79 | 3.75 |
| Total Expenditures | 32,890.56 | 33.32 | 34.34 |

| | | | |
|--------------------------|------------|--------|----------|
| <u>MUNISING TOWNSHIP</u> | | | |
| Population | 833 | | |
| Assessed Valuation | 772,555.00 | 927.44 | 1,002.85 |
| TAXES LEVIED: | | | |
| County Tax | 5,794.16 | 6.95 | 7.02 |
| School Tax | 7,601.93 | 9.13 | 12.85 |
| Local Tax | 1,545.11 | 1.85 | 3.09 |
| Total Taxes | 14,941.20 | 17.94 | 22.96 |
| EXPENDITURES: | | | |
| School (1) | 14,841.90 | 17.82 | 19.52 |
| Local | 3,418.75 | 4.10 | 2.90 |
| Total Expenditures | 18,260.65 | 21.92 | 22.42 |

(1) School expense pro-rated with Munising City.

| | | AMOUNT | PER CAPITA | |
|----------------------------|-------|------------------|--------------|--------------|
| | | | 1936 | 1935 |
| <u>ONOTA TOWNSHIP</u> | | | | |
| Population | 312 | | | |
| Assessed Valuation | | 686,135.00 | 3,236.49 | 3,341.77 |
| TAXES LEVIED: | | | | |
| County Tax | | 5,145.01 | 24.27 | 22.69 |
| School Tax | | 3,773.74 | 17.80 | 19.45 |
| Local Tax | | <u>1,372.27</u> | <u>6.47</u> | <u>6.57</u> |
| Total Taxes | | 10,290.02 | 48.54 | 48.71 |
| EXPENDITURES: | | | | |
| School | | 4,697.59 | 22.16 | 33.24 |
| Local | | <u>1,410.25</u> | <u>6.65</u> | <u>14.33</u> |
| Total Expenditures | | 6,107.84 | 28.81 | 48.57 |
| <u>ROCK RIVER TOWNSHIP</u> | | | | |
| Population | 1,733 | | | |
| Assessed Valuation | | 445,130.00 | 256.86 | 257.68 |
| TAXES LEVIED: | | | | |
| County Tax | | 3,338.48 | 1.93 | 1.81 |
| School Tax | | 2,448.21 | 1.41 | 1.02 |
| Local Tax | | <u>890.26</u> | <u>.51</u> | <u>1.06</u> |
| Total Taxes | | 6,676.95 | 3.85 | 3.89 |
| EXPENDITURES: | | | | |
| School | | 25,875.39 | 14.93 | 13.69 |
| Local | | <u>2,491.40</u> | <u>1.44</u> | <u>1.36</u> |
| Total expenditures | | 28,366.79 | 16.37 | 15.55 |
| <u>MUNISING CITY</u> | | | | |
| Population | 3,956 | | | |
| Assessed Valuation | | 2,450,425.00 | 619.42 | 617.48 |
| TAXES LEVIED: | | | | |
| County Tax | | 18,378.18 | 4.65 | 4.32 |
| School Tax | | 24,118.18 | 6.09 | 7.92 |
| Local Tax | | <u>46,050.00</u> | <u>11.64</u> | <u>11.68</u> |
| Total Taxes | | 88,546.36 | 22.38 | 23.92 |
| EXPENDITURES: | | | | |
| School (1) | | 70,465.67 | 17.82 | 19.52 |
| Local | | <u>70,908.55</u> | <u>17.92</u> | <u>17.97</u> |
| Total Expenditures | | 141,374.22 | 35.74 | 37.49 |

(1) School expense pro-rated with Munising Township.

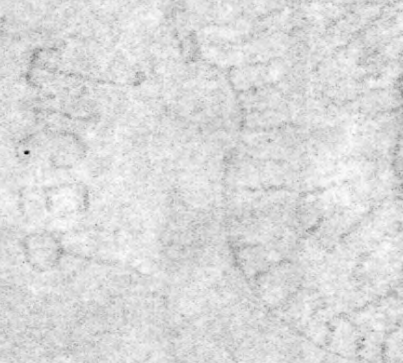
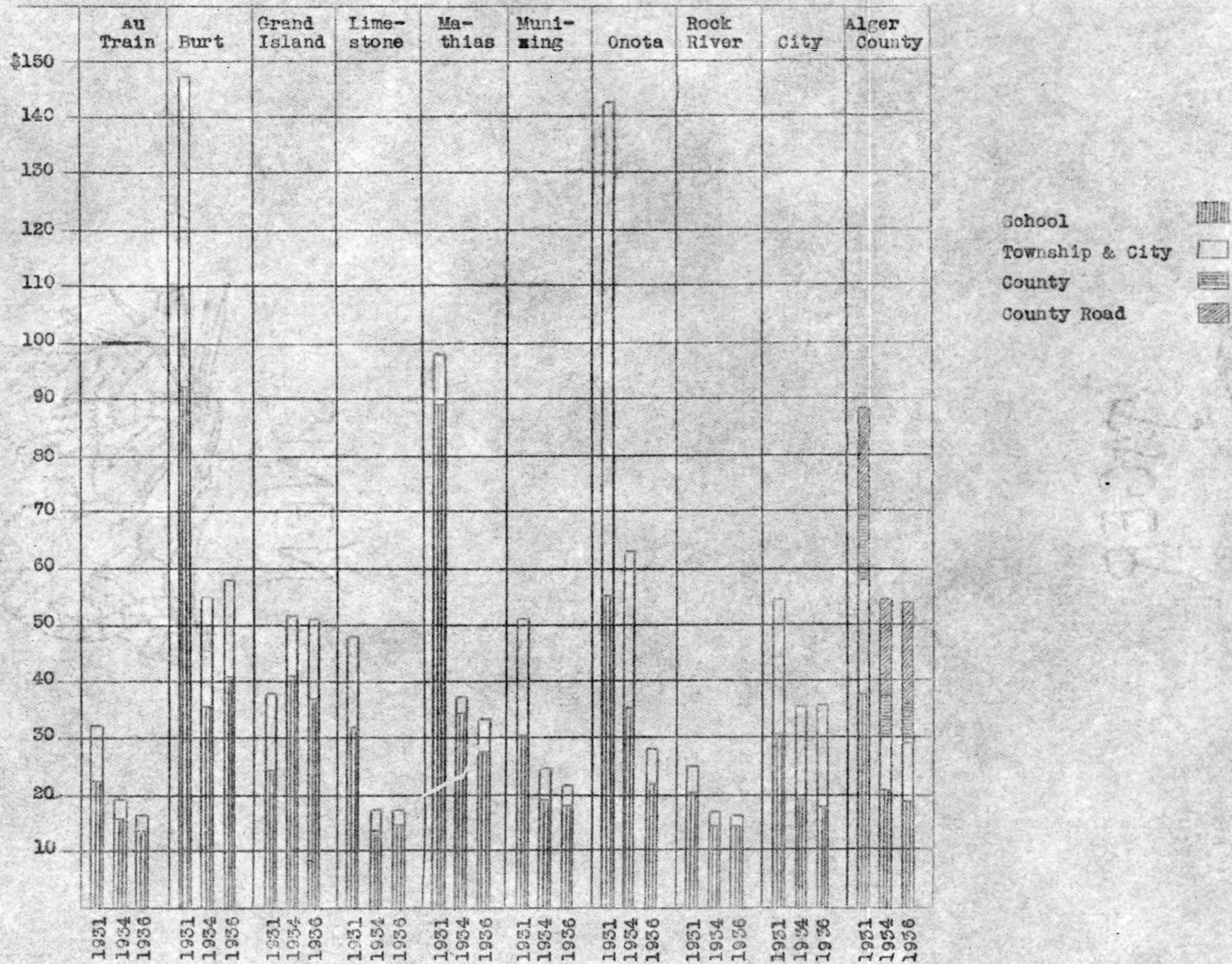
| ALGER COUNTY | AMOUNT | PER CAPITA | |
|--------------------|--------------|------------|--------|
| | | 1936 | 1935 |
| Population | 9,327 | | |
| Assessed Valuation | 7,066,755.00 | 757.67 | 773.32 |
| TAXES LEVIED: | | | |
| County Tax | 53,000.66 | 5.68 | 5.41 |
| School Tax | 63,891.37 | 6.85 | 7.89 |
| Local Tax | 53,932.98 | 5.78 | 6.38 |
| Total Taxes | 170,815.01 | 18.31 | 19.68 |
| EXPENDITURES: | | | |
| School | 177,267.10 | 19.01 | 20.70 |
| Township & City | 96,322.99 | 10.33 | 10.47 |
| County- | | | |
| General Fund | 50,320.26 | 5.39 | 4.80 |
| Poor Fund | 16,890.00 | 1.81 | 2.10 |
| Road Fund | 156,435.08 | 16.77 | 19.70 |
| Total Expenditures | 497,235.43 | 53.31 | 57.77 |

In compiling these figures each unit is figured for a period of twelve months, but fiscal periods do not end at a uniform time. The following is a comparison of expenditures for the two years:

| | 1936 | 1935 | INCREASE | DECREASE |
|---------------------|------------|------------|----------|-----------|
| School | 177,267.10 | 193,033.93 | | 15,766.83 |
| Township & City | 96,322.99 | 97,641.70 | | 1,318.71 |
| County General Fund | 50,320.26 | 44,787.49 | 5,532.77 | |
| County Poor Fund | 16,890.00 | 19,642.62 | | 2,752.62 |
| County Road Fund | 156,435.08 | 183,699.97 | | 27,264.89 |
| Total | 497,235.43 | 538,785.71 | | 41,550.28 |
| Per Cent Decrease | | | | 7.71% |

ALGER COUNTY

EXPENDITURES PER CAPITA FOR ALL POLITICAL UNITS OF ALGER COUNTY AND COUNTY AVERAGE.



ALGER COUNTY

COMPARATIVE STATEMENT OF BUDGET AND GENERAL FUND EXPENDITURES
FOR YEAR ENDING AUGUST 31, 1936 AND SIMILAR PERIOD FOR 1935

| | <u>1936</u> | <u>1935</u> | <u>Increase</u> | <u>Decrease</u> |
|---------------------------------------|------------------|------------------|-----------------|-----------------|
| The comparative budget is as follows: | | | | |
| General Fund | 39,000.66 | 40,489.03 | | 1,488.37 |
| Poor Fund | <u>14,000.00</u> | <u>10,000.00</u> | <u>4,000.00</u> | |
| Total Budget | 53,000.66 | 50,489.03 | 2,511.63 | |

Expenditures by the County Board through the general fund for year ending August 31, 1936 compared with similar period for 1935:

| | | | | |
|---------------------------|------------------|-----------------|------------------|----------|
| Circuit Court | 4,318.15 | 4,131.79 | 186.36 | |
| Justice Court | 653.80 | 766.90 | | 133.00 |
| Supvrs Mileage & Per Diem | 607.50 | 656.32 | | 48.82 |
| Supvrs Appropriations | 2,883.96* | 632.53 | 2,051.43 | |
| Supvrs Miscellaneous | 667.06 | 467.82 | 219.24 | |
| Court House & Grounds | 4,088.27 | 3,264.90 | 823.37 | |
| Probate Court | 5,137.63 | 5,310.08 | | 172.45 |
| Sheriff | 4,980.47 | 4,354.95 | 625.52 | |
| Clerk & Register Deeds | 2,988.34 | 2,989.71 | | 1.37 |
| Treasurer | 3,248.14 | 2,838.35 | 409.79 | |
| Prosecuting Attorney | 2,590.90 | 2,503.64 | 87.26 | |
| School Commissioner | 1,720.58 | 1,571.39 | 149.19 | |
| Coroner | 749.76 | 602.55 | 147.21 | |
| Poor Commission | 710.31 | 1,312.20 | | 601.89 |
| Elections | 496.51 | 1,338.29 | | 841.78 |
| Contagious Disease | 1,100.27 | 2,301.09 | | 1,200.82 |
| Co. Surveyor | - | 25.00 | | 25.00 |
| Circuit Court Commr. | 100.00 | 119.95 | | 19.95 |
| County Tax Commission | - | 81.00 | | 81.00 |
| Miscellaneous | 1,054.67 | 836.16 | 218.51 | |
| Short Term Loan- Int. | 150.76 | - | 150.76 | |
| Paid State Institutions | <u>12,253.18</u> | <u>8,642.97</u> | <u>3,610.21</u> | |
| Total Expense | 50,320.26 | 44,767.49 | 5,552.77 | |
| Short Term Loan Repaid | <u>12,622.00</u> | <u>-</u> | <u>12,622.00</u> | |
| Total Expenditures | 62,942.26 | 44,767.49 | 18,174.77 | |

*Includes \$1,800 to Emergency Relief.

ALGER COUNTY

STATE INSTITUTIONAL EXPENSE FOR SIX MONTHS ENDING MARCH 31, 1936,
ALSO FOR YEAR ENDING SEPTEMBER 30, 1935

| | <u>1936</u> | <u>1935</u> | <u>Increase</u> | <u>Decrease</u> |
|---|--------------|---------------|-----------------|-----------------|
| <u>NEWBERRY STATE HOSPITAL</u> | | | | |
| Quarter ending Dec. 31 | 547.56 | 851.90 | | 304.34 |
| March 31 | 533.25 | 638.40 | | 105.15 |
| June 30 | | 515.53 | | |
| Sept. 30 | | <u>767.05</u> | | |
| | 1,080.81 | 2,772.89 | | |
| <u>STATE PSYCHOPATHIC HOSPITAL</u> | | | | |
| Quarter ending Dec. 31 | 51.69 | - | 51.69 | |
| March 31 | <u>9.91</u> | <u>31.10</u> | | 21.19 |
| | 61.60 | 31.10 | | |
| <u>UNIVERSITY HOSPITAL</u> | | | | |
| Quarter ending Dec. 31 | 937.27 | 701.06 | 236.21 | |
| March 31 | 662.46 | 495.89 | 166.57 | |
| June 30 | | 506.70 | | |
| Sept. 30 | | <u>622.39</u> | | |
| | 1,599.73 | 2,326.04 | | |
| <u>UNIVERSITY HOSPITAL, TREATMENT OF T.B.</u> | | | | |
| Quarter ending Dec. 31 | 245.25 | 278.83 | | 33.58 |
| March 31 | 66.28 | 318.70 | | 252.42 |
| June 30 | | 350.60 | | |
| Sept. 30 | | <u>182.11</u> | | |
| | 311.53 | 1,130.44 | | |
| <u>HOWELL SANATORIUM</u> | | | | |
| Quarter ending Dec. 31 | 960.75 | 1,292.56 | | 331.81 |
| March 31 | 845.25 | 1,150.72 | | 305.47 |
| June 30 | | 997.12 | | |
| Sept. 30 | | <u>911.75</u> | | |
| | 1,806.00 | 4,342.15 | | |
| <u>MUNISING HOSPITAL</u> | | | | |
| Quarter ending March 31 | - | 542.50 | | 542.50 |
| June 30 | | <u>377.50</u> | | |
| | - | 920.00 | | |
| <u>NORTHERN MICH. CHILDREN'S CLINIC</u> | | | | |
| Quarter ending Sept. 30 | | 172.00 | | |
| Dec. 31 | <u>92.00</u> | - | 92.00 | |
| | 92.00 | 172.00 | | |

STATE INSTITUTIONAL EXPENSE, Continued

| | <u>1936</u> | <u>1935</u> | <u>Increase</u> | <u>Decrease</u> |
|--|--------------|---------------|-----------------|-----------------|
| <u>SCHOOL FOR THE DEAF, FLINT</u> | | | | |
| Quarter ending June 30 | | 51.77 | | |
| <u>MICHIGAN HOME & TRAINING SCHOOL</u> | | | | |
| Quarter ending Dec. 31 | 64.40 | - | 64.40 | |
| March 31 | 63.70 | - | 63.70 | |
| Sept. 30 | | 51.10 | | |
| | 138.10 | 51.10 | | |
| <u>TRANSPORTATION OF CHILDREN</u> | | | | |
| Quarter ending Dec. 31 | - | 3.00 | | 3.00 |
| March 31 | - | 28.71 | | 28.71 |
| June 30 | | 45.94 | | |
| | - | 76.65 | | |
| <u>SUNDRIES, CARE OF CHILDREN</u> | | | | |
| Quarter ending Sept. 30 | | 369.20 | | |
| GRAND TOTAL | 5,079.77 | 12,143.34 | | |

| | |
|--|------------------|
| Total due state institutions from January 1, 1932 to March 31, 1936 | 49,157.48 |
| Paid Auditor General during 1935 | <u>20,896.15</u> |
| Amount due and unpaid state institutions | 38,261.33 |

Note: This statement runs only to March 31, 1936, as the Auditor General's statements subsequent to that date have not been received.

ALGER COUNTY ROAD COMMISSION

COMPARATIVE STATEMENT OF RECEIPTS AND DISBURSEMENTS FOR TWELVE
MONTHS ENDING SEPTEMBER 30, 1936 AND SEPTEMBER 30, 1935

| | <u>1936</u> | <u>1935</u> | <u>Increase</u> | <u>Decrease</u> |
|---------------------------------------|-------------------|-------------------|-----------------|-----------------|
| BALANCE TO BEGIN | 12,147.88 | 34,838.97 | | 22,690.99 |
| <u>RECEIPTS</u> | | | | |
| Delinquent Tax | 299.06 | 31.47 | 267.59 | |
| State Maintenance | 64,221.19 | 77,515.66 | | 13,294.49 |
| Weight & Gas Tax | 72,132.01* | 58,942.46 | 13,189.61 | |
| McNitt Act | 58,847.37 | 10,685.90 | 28,151.77 | |
| Reprs State Equipment | 855.11 | 1,032.66 | | 777.55 |
| Overhead (Pd by State) | 3,844.68 | 4,361.62 | | 516.94 |
| Bldg Maintenance | - | 1,043.84 | | 1,043.84 |
| Gas Tax Refunds | 2,987.97 | 2,959.26 | 28.71 | |
| Sundries | 7,992.31 | 4,428.15 | 3,568.16 | |
| Total Receipts | 190,580.00 | 161,008.98 | 29,571.02 | |
| Total Recd & Balance | 202,727.88 | 195,847.85 | 6,880.03 | |
| <u>EXPENDITURES</u> | <u>156,435.08</u> | <u>183,699.97</u> | | 27,264.89 |
| BALANCE TO END | 46,292.80 | 12,147.88 | 34,144.92 | |
| <u>CLASSIFICATION OF EXPENDITURES</u> | | | | |
| State Trunk Lines | 36,068.59 | 39,063.30 | | 2,994.61 |
| State Regraveling (M-28) | - | 17,180.95 | | 17,180.95 |
| Equipment Repairs | 30,065.79 | 26,025.11 | 3,972.68 | |
| Stores | 4,410.92 | 6,955.64 | | 2,544.72 |
| New Equipment | 10,750.81 | 19,398.53 | | 8,641.72 |
| General Expense | 23,031.27 | 20,919.46 | 2,111.81 | |
| Co. & Twp. Roads & Sundries | | | | |
| au Train Township | 3,468.06 | 5,404.60 | | 1,936.54 |
| Durt Township | 7,002.88 | 6,397.21 | 615.67 | |
| Grand Island Township | 560.60 | 33.86 | 327.53 | |
| Limestone Township | 5,135.30 | 5,091.10 | | 1,955.60 |
| Mathias Township | 5,211.22 | 10,918.06 | | 5,706.84 |
| Munising Township | 7,550.94 | 6,959.85 | 591.09 | |
| Onota Township | 5,731.46 | 6,072.55 | | 346.09 |
| Rock River Township | 12,467.72 | 10,106.98 | 2,270.74 | |
| Chatham-Rock River Road | 341.87 | 49.27 | 292.60 | |
| Eben-Trenary Road | 1,492.94 | 2,438.14 | | 945.20 |
| Sundries | 851.22 | 537.76 | 313.46 | |
| Onota Road Bonds | 4,494.00 | - | 4,494.00 | |
| TOTAL EXPENDITURES | 156,435.08 | 183,699.97 | | 27,264.89 |

*Includes approximately \$3,102.88 due City of Munising.

ALGER COUNTY ROAD COMMISSION (Continued)

DETAIL OF EQUIPMENT PURCHASED DURING 1936:

| | |
|---------------------|---------------|
| One Chevrolet Truck | 520.50 |
| Two Federal Trucks | 7,065.55 |
| Two Drags | 1,155.12 |
| One Ford Truck | 662.50 |
| One Oil Refiner | 826.14 |
| One Bulldozer | <u>675.00</u> |
| Total | 10,950.91 |

ALGER COUNTY POOR COMMISSION

COMPARATIVE STATEMENT OF EXPENDITURES FOR YEAR ENDING SEPTEMBER
30, 1936 AND SEPTEMBER 30, 1935

| | <u>1936</u> | <u>1935</u> | <u>Increase</u> | <u>Decrease</u> |
|-------------------------|-----------------|------------------|-----------------|-----------------|
| <u>INFIRMARY</u> | | | | |
| Keeper & Matron | 1,240.00 | 1,530.00 | | 290.00 |
| Other Labor | 555.43 | 508.76 | 46.67 | |
| Clothing | 281.95 | 374.81 | | 92.86 |
| Food | 1,591.61 | 2,130.57 | | 538.96 |
| Medical Attendance | 591.74 | 717.49 | | 125.75 |
| Funeral Expense | 405.00 | 235.00 | 170.00 | |
| Transportation | 57.55 | 28.80 | 28.75 | |
| Furniture & Supplies | 91.89 | 216.61 | | 124.72 |
| Insurance | 452.40 | 1,111.80 | | 659.40 |
| Fuel and Light | 338.53 | 956.16 | | 617.63 |
| Additions & Equipment | - | 506.95 | | 506.95 |
| Gas, Oil, & Car Repairs | 312.43 | 396.31 | | 80.88 |
| Farm Expense | 855.06 | 687.83 | 167.23 | |
| Building Repairs | 352.47 | 544.15 | | 191.68 |
| Sundries | 337.87 | 345.32 | | 7.45 |
| | <u>7,163.93</u> | <u>10,177.36</u> | | <u>3,013.43</u> |
| Total Infirmary | | | | |
| Average No. Inmates | 45.8 | 51.6 | | 5.8 |
| Cost Per Inmate | 156.42 | 197.24 | | 40.82 |
| <u>INDIGENT POOR</u> | | | | |
| Medical & Hospital | 5,070.32 | 4,993.11 | 77.21 | |
| Funeral Expense | 1,378.00 | 1,635.35 | | 257.35 |
| Food & Provisions | 1,285.55 | 1,393.54 | | 107.99 |
| Fuel | 76.96 | 47.43 | 29.51 | |
| Clothing | 100.53 | 92.53 | 8.10 | |
| Rent | 227.07 | 83.00 | 144.07 | |
| Transportation | 154.88 | 113.40 | 41.48 | |
| Other Expense | <u>1,432.66</u> | <u>1,106.88</u> | <u>325.78</u> | |
| Total Indigent Poor | 9,725.07 | 9,485.26 | 250.81 | |
| TOTAL EXPENDITURES | 16,890.00 | 19,662.62 | | 2,752.62 |
| Collections | <u>3,258.32</u> | <u>1,416.29</u> | <u>1,842.03</u> | |
| NET EXPENDITURES | 14,631.68 | 18,246.33 | | 3,574.65 |

AU TRAIN TOWNSHIP

Henry C. Endahl, Supervisor
Oscar Johnson, Clerk

John Seppi, Treasurer
Alex Johnson, Highway Comm.

Receipts and disbursements for the year ending April 1, 1936 compared with the previous year are as follows:

| | <u>1936</u> | <u>1935</u> | <u>Increase</u> | <u>Decrease</u> |
|-----------------------|-----------------|-----------------|-----------------|-----------------|
| Balance to Begin | 2,950.88 | 3,157.50 | | 206.62 |
| <u>RECEIPTS</u> | | | | |
| Delinquent Taxes | 223.13 | 54.17 | 168.96 | |
| Homestead & Swamp Tax | 91.27 | 41.47 | 49.80 | |
| Liquor Licenses | 340.00 | 539.17 | | 199.17 |
| Tax Levy | 486.83 | 1,097.57 | | 610.94 |
| Sundries | 7.00 | 102.50 | | 95.50 |
| Total Receipts | 1,148.03 | 1,834.88 | | 686.85 |
| Total Recd & On Hand | 4,098.91 | 4,992.38 | | 893.47 |
| <u>EXPENDITURES</u> | | | | |
| Contingent Fund | 1,489.22 | 1,466.57 | 22.65 | |
| Highway Imp. Fund | 275.75 | 488.80 | | 213.05 |
| Road Repair Fund | - | 86.13 | | 86.13 |
| Total Expenditures | 1,764.97 | 2,041.50 | | 276.53 |
| <u>BALANCE TO END</u> | <u>2,333.94</u> | <u>2,950.88</u> | | <u>616.94</u> |

Assessed valuation and taxes levied for 1936 compared with 1935:

ASSESSED VALUATION

| | | | |
|-------------------|------------|------------|-----------|
| Real Property | 444,910.00 | 484,685.00 | 39,775.00 |
| Personal Property | 40,035.00 | 44,236.00 | 4,201.00 |
| Total | 484,945.00 | 528,921.00 | 43,976.00 |

TAXES LEVIED

| | | | |
|--------------|----------|----------|--------|
| County Tax | 3,637.09 | 3,702.45 | 65.36 |
| Township Tax | 484.95 | 528.92 | 43.97 |
| School Tax | 3,152.14 | 3,702.45 | 550.31 |
| Rejected Tax | - | 49.36 | 49.36 |
| Total | 7,274.18 | 7,983.18 | 709.00 |

COMPARATIVE TOTAL TOWNSHIP EXPENDITURES

| | |
|---------------------------|----------|
| Year ending April 1, 1936 | 1,764.97 |
| 1935 | 2,041.50 |
| 1934 | 1,814.43 |
| 1933 | 3,160.41 |
| 1932 | 4,302.34 |
| 1931 | 5,109.47 |
| 1930 | 5,939.08 |
| 1929 | 4,169.61 |

BURT TOWNSHIP

Irving Hill, Supervisor
Matt Nyman, Clerk

Rex Block, Treasurer
Isaac Smith, Highway Comm.

Receipts and disbursements for the year ending April 1, 1936 compared with the previous year are as follows:

| | <u>1936</u> | <u>1935</u> | <u>Increase</u> | <u>Decrease</u> |
|-----------------------------|-------------|-------------|-----------------|-----------------|
| Balance to Begin | 303.87 | 552.67 | | 248.80 |
| <u>RECEIPTS</u> | | | | |
| Delinquent Taxes | 2,104.10 | 111.77 | 1,992.33 | |
| Tax Levy | 3,763.83 | 3,131.22 | 632.61 | |
| Homestead & Swamp Tax | 123.05 | 372.54 | | 249.49 |
| Light & Water Collections | 4,512.32 | 4,450.97 | 61.35 | |
| Liquor Licenses | 425.00 | 276.25 | 148.75 | |
| Refund 1933 State & Co. Tax | - | 425.74 | | 425.74 |
| Gas & Power Tax Refunds | 65.61 | - | 65.61 | |
| Sundries | 4.74 | 26.11 | | 21.37 |
| Total Receipts | 10,998.65 | 8,794.60 | 2,204.05 | |
| Total Recd & On Hand | 11,302.52 | 9,347.27 | 1,955.25 | |
| <u>EXPENDITURES</u> | | | | |
| Contingent Fund | 2,299.62 | 2,127.04 | 172.58 | |
| Highway Imp. Fund | 671.45 | 2,282.23 | | 1,610.78 |
| Light & Water Fund | 4,580.15 | 4,337.54 | 242.61 | |
| Debt Fund | 1,774.00 | 192.71 | 1,581.29 | |
| Total Expenditures | 9,325.22 | 8,939.52 | 385.70 | |
| Loans Repaid | - | 103.68 | | 103.68 |
| Total | 9,325.22 | 9,043.40 | 281.82 | |
| <u>BALANCE TO END</u> | 1,977.30 | 303.87 | 1,673.43 | |

Assessed valuation and taxes levied for 1936 compared with 1935:

ASSESSED VALUATION

| | | | | |
|-------------------|-------------|-------------|----------|-----------|
| Real Property | 1356,355.00 | 1346,375.00 | | 10,020.00 |
| Personal Property | 14,000.00 | 10,400.00 | 3,600.00 | |
| Total | 1350,355.00 | 1356,775.00 | | 6,420.00 |

TAXES LEVIED

| | | | | |
|-------------------|-----------|-----------|----------|----------|
| County Tax | 10,127.66 | 9,497.43 | 630.23 | |
| Township Tax | 2,025.53 | 2,713.55 | | 688.02 |
| Township Debt Tax | - | 2,000.00 | | 2,000.00 |
| School Tax | 8,102.13 | 8,140.65 | | 38.52 |
| School Debt Tax | 10,500.00 | 9,500.00 | 1,000.00 | |
| Rejected Tax | - | 111.09 | | 111.09 |
| Total | 30,755.32 | 31,962.72 | | 1,207.40 |

COMPARATIVE TOTAL TOWNSHIP EXPENDITURES

| | | | |
|---------------------------|-----------|------|-----------|
| Year ending April 1, 1936 | 9,325.22 | 1932 | 27,080.78 |
| 1935 | 8,939.52 | 1931 | 28,608.92 |
| 1934 | 9,832.15 | 1930 | 24,821.63 |
| 1933 | 13,736.69 | 1929 | 17,999.20 |

GRAND ISLAND TOWNSHIP

John Lezotte, Supervisor
Nona Lezotte, Clerk

C. V. Johnson, Treasurer
Albert Kamoski, H'y Comm.

Receipts and disbursements for the year ending April 1, 1936 compared with the previous year are as follows:

| | <u>1936</u> | <u>1935</u> | <u>Increase</u> | <u>Decrease</u> |
|------------------------------|-------------|-------------|-----------------|-----------------|
| Balance to Begin | 214.78 | 305.24 | | 90.46 |
| <u>RECEIPTS</u> | | | | |
| Delinquent Taxes | .16 | - | .16 | |
| Tax Levy | 299.85 | 97.60 | 202.25 | |
| Dance Hall & Liquor Licenses | 90.00 | 132.35 | | 42.35 |
| Adj. Prev. Year Overage | - | 4.11 | | 4.11 |
| Total Receipts | 390.01 | 234.06 | 155.95 | |
| Total Recd & On Hand | 604.79 | 539.30 | 65.49 | |
| <u>EXPENDITURES</u> | | | | |
| Contingent Fund | 340.82 | 324.52 | 16.30 | |
| <u>BALANCE TO END</u> | | | | |
| | 263.97 | 314.78 | 49.19 | |

Assessed valuation and taxes levied for 1936 compared with 1935:

ASSESSED VALUATION

| | | |
|-------------------|------------|------------|
| Real Property | 224,945.00 | 224,945.00 |
| Personal Property | 24,500.00 | 24,500.00 |
| Total | 249,445.00 | 249,445.00 |

TAXES LEVIED

| | | | | |
|--------------|----------|----------|--------|-------|
| County Tax | 1,870.84 | 1,746.11 | 124.73 | |
| Township Tax | 299.33 | 299.43 | | .10 |
| School Tax | 748.34 | 748.34 | | |
| Rejected Tax | - | 23.73 | | 23.73 |
| Total | 2,918.51 | 2,817.61 | 100.90 | |

COMPARATIVE TOTAL TOWNSHIP EXPENDITURES

| | |
|---------------------------|--------|
| Year ending April 1, 1936 | 340.82 |
| 1935 | 324.52 |
| 1934 | 261.00 |
| 1933 | 387.89 |
| 1932 | 486.95 |
| 1931 | 323.81 |
| 1930 | 539.19 |
| 1929 | 418.20 |

LIMESTONE TOWNSHIP

Joseph Briason, Supervisor Eda Blohm, Treasurer
Joseph Peterson, Clerk

Receipts and disbursements for the year ending April 1, 1936 compared with the previous year are as follows:

| | <u>1936</u> | <u>1935</u> | <u>Increase</u> | <u>Decrease</u> |
|----------------------------|-------------|-------------|-----------------|-----------------|
| Balance to Begin | 1,114.72 | 2,759.25 | | 1,644.53 |
| <u>RECEIPTS</u> | | | | |
| Delinquent Taxes | 645.54 | 113.71 | 531.83 | |
| Tax Levy | 880.74 | 912.42 | | 31.68 |
| Homestead & Swamp Tax | 295.30 | 466.05 | | 170.75 |
| Sale of Equipment | 120.00 | 60.00 | 60.00 | |
| Liquor Licenses | 170.00 | 85.00 | 85.00 | |
| Sundries | 2.63 | 22.46 | | 19.83 |
| Total Receipts | 2,114.21 | 1,659.64 | 454.57 | |
| Total Recd & On Hand | 3,228.93 | 4,418.89 | | 1,189.96 |
| <u>EXPENDITURES</u> | | | | |
| Contingent Fund | 1,759.25 | 2,197.71 | | 438.46 |
| Uncollectible Personal Tax | - | 472.97 | | 472.97 |
| Road Repair Fund | 15.00 | 359.49 | | 344.49 |
| Highway Imp. Fund | - | 274.00 | | 274.00 |
| Total Expenditures | 1,774.25 | 3,304.17 | | 1,529.92 |
| <u>BALANCE TO END</u> | 1,454.68 | 1,114.72 | 339.96 | |

Assessed valuation and taxes levied for 1936 compared with 1935:

ASSESSED VALUATION

| | | | |
|-------------------|------------|------------|-----------|
| Real Property | 306,515.00 | 337,235.00 | 30,720.00 |
| Personal Property | 37,600.00 | 40,980.00 | 3,380.00 |
| Total | 344,115.00 | 378,215.00 | 34,100.00 |

TAXES LEVIED

| | | | |
|--------------|----------|----------|--------|
| County Tax | 2,580.86 | 2,647.50 | 66.64 |
| Township Tax | 688.23 | 1,134.64 | 446.41 |
| School Tax | 1,892.63 | 1,891.08 | 1.55 |
| Rejected Tax | - | 9.31 | 9.31 |
| Total | 5,161.72 | 5,682.53 | 520.81 |

COMPARATIVE TOTAL TOWNSHIP EXPENDITURES

| | |
|---------------------------|-----------|
| Year ending April 1, 1936 | 1,774.25 |
| 1935 | 3,304.17 |
| 1934 | 2,494.18 |
| 1933 | 4,468.52 |
| 1932 | 8,300.85 |
| 1931 | 11,188.19 |
| 1930 | 15,013.16 |
| 1929 | 10,473.27 |

MATHIAS TOWNSHIP

C. R. Little, Supervisor Francis Finlan, Treasurer
 William Nyttinen, Clerk Lester Sayers, H'y Comm.

Receipts and disbursements for the year ending April 1, 1936 compared with the previous year are as follows:

| | <u>1936</u> | <u>1935</u> | <u>Increase</u> | <u>Decrease</u> |
|---------------------------|-------------|-------------|-----------------|-----------------|
| Balance to Begin | 4,747.29 | 5,044.36 | | 297.07 |
| <u>RECEIPTS</u> | | | | |
| Delinquent Taxes | 660.63 | 529.36 | 131.27 | |
| Tax Levy | 521.07 | 545.66 | | 24.59 |
| Homestead & Swamp Tax | 43.44 | 110.43 | | 66.99 |
| Sale Road Equip. & Garage | - | 172.76 | | 172.76 |
| Liquor Licenses | 382.50 | 361.25 | 21.25 | |
| Correction-prior period | - | 128.17 | | 128.17 |
| Town Hall Fire Insurance | - | 1,000.00 | | 1,000.00 |
| Sundries | 29.15 | 17.40 | 11.75 | |
| Total Receipts | 1,636.79 | 2,665.03 | | 1,228.24 |
| Total Recd & On Hand | 6,384.08 | 7,909.39 | | 1,525.31 |
| <u>EXPENDITURES</u> | | | | |
| Contingent Fund | 1,351.37 | 1,857.82 | | 506.45 |
| New Town Hall | 3,136.24 | - | 3,136.24 | |
| Road Repair Fund | 351.17 | 1,304.28 | | 953.11 |
| Total Expenditures | 4,838.78 | 3,162.10 | 1,726.68 | |
| <u>BALANCE TO END</u> | 1,495.30 | 4,747.29 | | 3,251.99 |

Assessed valuation and taxes levied for 1936 compared with 1935:

ASSESSED VALUATION

| | | | | |
|-------------------|------------|------------|----------|----------|
| Real Property | 259,825.00 | 268,950.00 | | 9,125.00 |
| Personal Property | 23,825.00 | 18,200.00 | 5,625.00 | |
| Total | 283,650.00 | 287,150.00 | | 3,500.00 |

TAXES LEVIED

| | | | | |
|--------------|----------|----------|--------|--------|
| County Tax | 2,127.58 | 2,010.05 | 117.33 | |
| Township Tax | 537.30 | 574.30 | | 7.00 |
| School Tax | 1,560.07 | 1,722.90 | | 162.83 |
| Rejected Tax | - | 36.64 | | 36.64 |
| Total | 4,254.95 | 4,343.89 | | 89.14 |

COMPARATIVE TOTAL TOWNSHIP EXPENDITURES

| | |
|---------------------------|----------|
| Year ending April 1, 1936 | 4,868.78 |
| 1935 | 3,152.10 |
| 1934 | 2,223.21 |
| 1933 | 3,557.31 |
| 1932 | 6,377.97 |
| 1931 | 6,246.89 |
| 1930 | 5,283.66 |
| 1929 | 9,209.17 |

MUNISING TOWNSHIP

Rupert Nelson, Supervisor John L. Carr, Treasurer
 Ida Travis, Clerk

Receipts and disbursements for the year ending April 1, 1936 compared with the previous year are as follows:

| | <u>1936</u> | <u>1935</u> | <u>Increase</u> | <u>Decrease</u> |
|--------------------------|-------------|-------------|-----------------|-----------------|
| Balance to Begin | 660.00 | 268.40* | 928.40 | |
| <u>RECEIPTS</u> | | | | |
| Delinquent Taxes | 1,450.38 | 172.85 | 1,277.53 | |
| Tax Levy | 2,299.10 | 1,524.28 | 774.84 | |
| Homestead & Swamp Tax | 251.02 | 450.33 | | 199.31 |
| Liquor Licenses | 671.25 | 375.75 | 297.50 | |
| Equipment Sales & Rental | 142.00 | 72.50 | 62.50 | |
| Game Protection Fund | 98.10 | 341.27 | | 243.17 |
| Sundries | 50.00 | 204.09 | | 154.09 |
| Total Receipts | 5,161.95 | 3,348.05 | 1,815.80 | |
| Total Recd & On Hand | 5,821.85 | 3,077.65 | 2,744.20 | |
| <u>EXPENDITURES</u> | | | | |
| Contingent Fund | 3,261.05 | 2,030.85 | 1,230.20 | |
| Highway Imp. Fund | 157.70 | 388.80 | | 229.10 |
| Total Expenditures | 3,418.75 | 2,417.65 | 1,001.10 | |
| <u>BALANCE TO END</u> | 2,403.10 | 660.00 | 1,743.10 | |

*Denotes Deficit

Assessed valuation and taxes levied for 1936 compared with 1935:

ASSESSED VALUATION

| | | | | |
|-------------------|------------|------------|----------|-----------|
| Real Property | 700,830.00 | 770,855.00 | | 70,025.00 |
| Personal Property | 71,725.00 | 64,518.00 | 7,207.00 | |
| Total | 772,555.00 | 835,373.00 | | 62,818.00 |

TAXES LEVIED

| | | | | |
|-----------------|-----------|-----------|-------|----------|
| County Tax | 5,794.16 | 5,947.61 | | 53.45 |
| Township Tax | 1,545.11 | 2,506.12 | | 961.01 |
| School Tax | 4,249.05 | 4,176.87 | 72.18 | |
| School Debt Tax | 3,352.88 | 6,526.40 | | 3,173.52 |
| Rejected Tax | - | 63.78 | | 63.78 |
| Total | 14,941.20 | 19,120.78 | | 4,179.58 |

COMPARATIVE TOTAL TOWNSHIP EXPENDITURES

| | |
|---------------------------|-----------|
| Year ending April 1, 1936 | 3,418.75 |
| 1935 | 2,417.65 |
| 1934 | 4,074.71 |
| 1933 | 8,836.72 |
| 1932 | 17,359.32 |
| 1931 | 17,401.19 |
| 1930 | 16,470.40 |
| 1929 | 19,038.88 |

ONOTA TOWNSHIP

Leo Johnson, Supervisor Lydia Risku, Treasurer
John Lampi, Clerk Isaac Risku, H'y Comm.

Receipts and disbursements for the year ending April 1, 1936 compared with the previous year are as follows:

| | <u>1936</u> | <u>1935</u> | <u>Increase</u> | <u>Decrease</u> |
|-----------------------|-------------|-------------|-----------------|-----------------|
| Balance To Begin | 464.76 | 891.03 | | 426.27 |
| <u>RECEIPTS</u> | | | | |
| Delinquent Taxes | 523.80 | 228.55 | 295.25 | |
| Tax Levy | 1,284.64 | 1,969.61 | | 684.97 |
| Homestead & Swamp Tax | 222.34 | 185.03 | 57.31 | |
| Liquor Licenses | 170.00 | 85.00 | 85.00 | |
| Horton Fund | - | 133.50 | | 133.50 |
| Sundries | 19.68 | 10.06 | 9.62 | |
| Total Receipts | 2,230.46 | 2,611.75 | | 391.29 |
| Total Recd & On Hand | 2,685.22 | 3,502.78 | | 817.56 |
| <u>EXPENDITURES</u> | | | | |
| Contingent Fund | 1,389.25 | 2,388.63 | | 999.38 |
| Highway Imp. Fund | 21.00 | 649.39 | | 628.39 |
| Total Expenditures | 1,410.25 | 3,038.02 | | 1627.77 |
| <u>BALANCE TO END</u> | 1,274.97 | 464.76 | 810.21 | |

Assessed valuation and taxes levied for 1936 compared with 1935:

ASSESSED VALUATION

| | | | |
|-------------------|------------|------------|----------|
| Real Property | 683,335.00 | 684,395.00 | 1,060.00 |
| Personal Property | 2,800.00 | 2,900.00 | 100.00 |
| Total | 686,135.00 | 687,295.00 | 1,160.00 |

TAXES LEVIED

| | | | |
|--------------|-----------|-----------|--------|
| County Tax | 5,146.01 | 4,810.78 | 335.23 |
| Township Tax | 1,372.27 | 1,374.51 | 2.24 |
| School Tax | 3,773.74 | 4,125.53 | 349.79 |
| Rejected Tax | - | 17.69 | 17.69 |
| Total | 10,292.02 | 10,328.51 | 34.49 |

COMPARATIVE TOTAL TOWNSHIP EXPENDITURES

| | |
|---------------------------|-----------|
| Year ending April 1, 1936 | 1,410.25 |
| 1935 | 3,038.02 |
| 1934 | 5,694.39 |
| 1933 | 5,543.76 |
| 1932 | 21,594.40 |
| 1931 | 18,377.90 |
| 1930 | 17,130.98 |
| 1929 | 20,358.01 |

ROCK RIVER TOWNSHIPOnes Pantti, Supervisor
John Torma, ClerkJohn Mallo, Treasurer
Abel Hanninen, H'y Comm.

Receipts and disbursements for the year ending April 1, 1936 compared with the previous year are as follows:

| | <u>1936</u> | <u>1935</u> | <u>Increase</u> | <u>Decrease</u> |
|---------------------------|-------------|-------------|-----------------|-----------------|
| Balance to Begin | 3,459.95 | 4,216.34 | | 756.39 |
| <u>RECEIPTS</u> | | | | |
| Delinquent Taxes | 1,740.60 | 476.57 | 1,264.23 | |
| Tax Levy | 1,155.80 | 1,451.75 | | 295.95 |
| Homestead & Swamp Tax | 232.63 | 182.85 | 49.78 | |
| Liquor Licenses | 318.75 | 286.25 | 32.50 | |
| Sale Supplies & Equipment | 203.31 | 28.62 | 174.69 | |
| Sundries | 44.81 | 41.23 | 3.33 | |
| Total Receipts | 3,695.90 | 2,467.32 | 1,228.58 | |
| Total Recd & On Hand | 7,155.85 | 6,683.66 | 472.19 | |
| <u>EXPENDITURES</u> | | | | |
| Contingent Fund | 3,030.92 | 2,872.85 | | 841.93 |
| Highway Imp. Fund | 430.49 | 370.30 | 190.28 | |
| Road Repair Fund | - | 80.66 | | 80.66 |
| Total Expenditures | 3,491.40 | 3,223.71 | | 732.31 |
| <u>BALANCE TO END</u> | 4,664.45 | 3,459.95 | 1,204.50 | |

Assessed valuation and taxes levied for 1936 compared with 1935:

ASSESSED VALUATION

| | | | | |
|-------------------|------------|------------|----------|----------|
| Real Property | 594,630.00 | 599,700.00 | | 5,070.00 |
| Personal Property | 50,500.00 | 47,200.00 | 3,300.00 | |
| Total | 445,130.00 | 446,900.00 | | 1,770.00 |

TAXES LEVIED

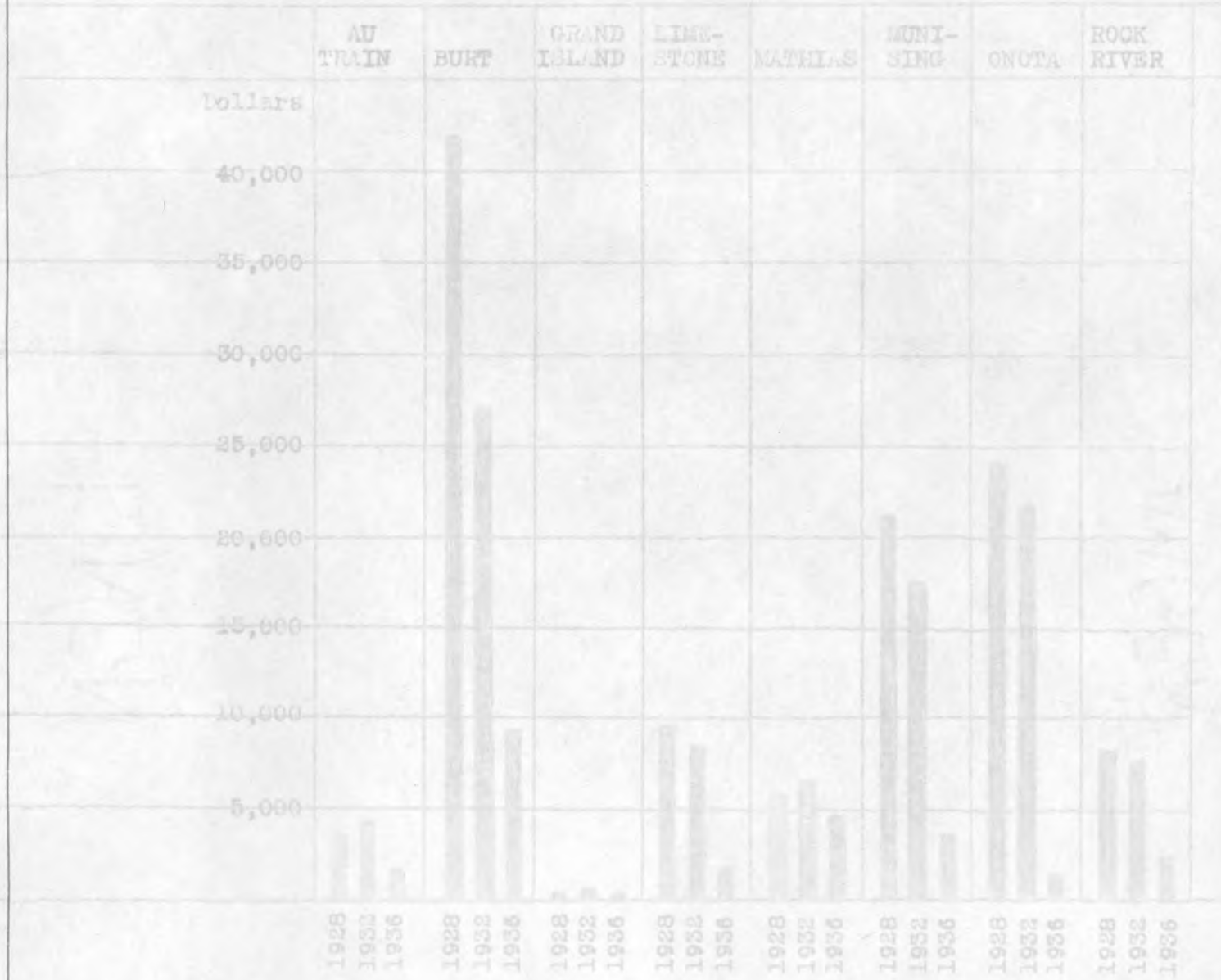
| | | | | |
|--------------|----------|----------|--------|--------|
| County Tax | 3,338.48 | 3,128.30 | 210.18 | |
| Township Tax | 890.28 | 1,787.60 | | 897.34 |
| School Tax | 3,448.21 | 1,787.60 | 660.61 | |
| Rejected Tax | - | 42.96 | | 42.96 |
| Total | 6,676.95 | 6,746.46 | | 69.51 |

COMPARATIVE TOTAL TOWNSHIP EXPENDITURES

| | |
|---------------------------|----------|
| Year ending April 1, 1936 | 2,491.40 |
| 1935 | 3,223.71 |
| 1934 | 3,524.42 |
| 1933 | 6,268.44 |
| 1932 | 7,944.33 |
| 1931 | 3,441.09 |
| 1930 | 6,413.14 |
| 1929 | 6,440.40 |

ALGER COUNTY

TOWNSHIP EXPENDITURES FOR YEARS ENDING APRIL 30,
1928, 1932, AND 1936



ALGER COUNTY

COMPARATIVE STATEMENT OF TOWNSHIP CONTINGENT FUND EXPENDITURES FOR FISCAL YEAR ENDING MARCH 31, 1936.

| | <u>Au Train</u> | <u>Burt</u> | <u>Grand Island</u> | <u>Line- stone</u> | <u>Mathias</u> | <u>Muni- sing</u> | <u>Onota</u> | <u>Rock River</u> | <u>Total</u> | <u>Total Prev. Yr.</u> |
|------------------------|---------------------|--------------|-------------------------|------------------------|----------------|-----------------------|--------------|-----------------------|----------------|----------------------------|
| Supervisor | 457.90 | 562.70 | 90.00 | 467.00 | 400.00 | 672.00 | 505.00 | 502.70 | 3455.30 | 3144.81 |
| Clerk | 333.50 | 312.03 | 50.00 | 348.00 | 500.00 | 348.20 | 304.50 | 453.10 | 2449.33 | 2557.56 |
| Highway Commissioner | 29.00 | 187.60 | - | 8.00 | 27.00 | - | 24.00 | 15.20 | 290.80 | 1210.50 |
| Justices of the Peace | 64.00 | 61.00 | 10.00 | 89.25 | 68.50 | 128.48 | 81.50 | 75.00 | 577.73 | 703.50 |
| Board of Review | 16.00 | 93.87 | 12.00 | 36.00 | 32.00 | 96.00 | 75.00 | 50.50 | 411.17 | 280.00 |
| Health Officer | 51.11 | 150.00 | - | 50.00 | 50.00 | 24.50 | 12.00 | 150.90 | 468.51 | 613.17 |
| Treasurer | 39.75 | 91.21 | 53.00 | 154.00 | 78.29 | 48.50 | 8.70 | 120.00 | 593.45 | 465.11 |
| Elections | 214.67 | 122.60 | 38.12 | 194.74 | 89.33 | 181.07 | 129.85 | 134.24 | 1105.21 | 2249.53 |
| Printing & Advertising | 100.88 | 8.60 | - | 21.07 | 22.64 | 83.47 | 55.07 | 15.48 | 314.21 | 167.71 |
| Postage & Telephone | 26.05 | - | 2.70 | 16.00 | - | 3.69 | 2.20 | 26.50 | 76.94 | 82.18 |
| Officers' Bonds | 60.00 | 25.00 | 45.00 | 35.00 | 35.00 | 95.00 | 20.00 | 25.00 | 340.62 | 487.88 |
| Town Hall | 7.51 | 152.40 | 40.00 | 97.30 | 19.86 | 84.52 | 211.43 | 39.16 | 632.21 | 537.92 |
| Fire Protection | - | 99.70 | - | - | - | - | - | - | 99.70 | 644.40 |
| Poor Relief | - | 68.00 | - | 75.00 | - | 12.65 | 6.80 | 100.74 | 233.19 | 96.24 |
| Audit | - | 100.27 | - | 50.00 | 40.00 | 65.00 | 60.00 | 40.00 | 355.27 | 535.59 |
| Park Improvement | - | 174.78 | - | - | - | - | - | - | 174.78 | 138.32 |
| New Town Hall | - | - | - | - | 3186.24 | - | - | - | 3186.24 | - |
| Cemetery | - | - | - | - | - | 103.60 | - | 8.00 | 111.60 | 25.15 |
| Street Lighting | - | - | - | - | - | 1000.00 | - | - | 1000.00 | - |
| Sundries | <u>83.35</u> | <u>89.86</u> | <u>-</u> | <u>117.89</u> | <u>180.51</u> | <u>334.37</u> | <u>95.20</u> | <u>294.80</u> | <u>1201.48</u> | <u>1326.42</u> |
| TOTAL | 1489.22 | 2299.62 | 540.82 | 1759.25 | 4537.61 | 3261.05 | 1389.25 | 2030.92 | 17107.74 | 15265.99 |
| Total Previous Year | 1466.57 | 2127.04 | 524.52 | 2197.71 | 1857.82 | 2030.65 | 2388.63 | 2872.85 | 15235.99 | |

MUNICIPAL CITY (Continued)

Comparative statement of operating the pumping plant for the two years is as follows:

| <u>EXPENSE</u> | <u>1936</u> | <u>1935</u> | <u>Increase</u> | <u>Decrease</u> |
|-------------------|-----------------|-----------------|-----------------|-----------------|
| Labor at Plant | 594.00 | 594.00 | | |
| Power | 5,232.15 | 4,163.46 | 1,068.69 | |
| Other Costs | <u>4,041.14</u> | <u>2,941.35</u> | <u>1,099.79</u> | |
| Total | 9,867.29 | 7,698.81 | 2,168.48 | |
| <u>EARNINGS</u> | | | | |
| Metered Consumers | 16,268.76 | 14,963.43 | 1,305.33 | |
| Hydrant Rental | 1,750.00 | 1,750.00 | | |
| Other Revenue | <u>168.25</u> | <u>163.33</u> | <u>4.92</u> | |
| Total | 18,187.01 | 16,876.76 | 1,310.25 | |
| PROFIT | 8,319.72 | 9,177.95 | | 858.23 |

STATISTICS

| | | | |
|------------------|-------------|------------|------------|
| Gallons Rugged | 117,905,000 | 97,045,000 | 20,860,000 |
| Gallons Sold | 94,965,000 | 80,297,000 | 14,668,000 |
| Loss, Per Cent | 19.46 | 17.30 | 2.16 |
| Power Used, KWH | 149,490 | 118,990 | 30,500 |
| Cash Collections | 13,972.64 | 10,859.93 | 3,112.71 |

Statement of municipal coal operations for the year ending December 31, 1936 is as follows:

| | <u>Tons</u> | <u>Rate</u> | <u>Amount</u> | |
|-------------------------|-------------|-------------|------------------|-----------|
| Total Sales | 5,769.54 | 6.98 | | 40,320.46 |
| Inventory Jan. 1, 1936 | 3,036.00 | 5.11 | 15,514.51 | |
| Purchased | 5,543.20 | 4.34 | 28,401.11 | |
| Rail Freight | | | 324.78 | |
| Shortage | | .60 | 3,766.26 | |
| Interest | | | 164.62 | |
| Watchman & Sundries | | | 1,423.32 | |
| Screening | | | 99.41 | |
| Clerk & Weighing | | | 650.75 | |
| Delivery | | .49 | 3,815.04 | |
| Total | 9,579.20 | 5.55 | 53,159.80 | |
| Inventory Dec. 31, 1936 | 3,395.40 | 4.89 | <u>16,617.09</u> | 36,542.71 |
| PROFIT | | | | 3,777.75 |

| | | |
|------------------------|-----------------|------|
| Inventory Jan. 1, 1936 | 3,036.00 | Tons |
| Purchased | <u>5,543.20</u> | " |
| Total | 9,579.20 | " |
| Sales | <u>5,769.50</u> | " |
| | 3,908.60 | " |
| Inventory | <u>3,395.40</u> | " |
| Shortage | 414.20 | " |

AU TRAIN TOWNSHIP SCHOOLS

STATEMENT FOR THE YEAR ENDING JUNE 30, 1936

BOARD OF EDUCATION

Dolf Doucette, President Mrs. Ida Endahl, Treasurer
 Mrs. W. Bovan, Secretary L. W. Kellan, Trustee
 A. R. Bovan, Trustee

RECEIPTS

| | |
|-------------------------|-----------------|
| Balance July 1, 1935 | 375.34 |
| Current Year Taxes | 3,099.00 |
| Delinquent Taxes | 489.56 |
| Primary School Fund | 1,914.36 |
| Primary Supplement Fund | 1,343.00 |
| Library Fund | 38.25 |
| Rents and Refunds | 71.09 |
| Total Receipts | 7,230.60 |

EXPENDITURES

| | | Cost Per Average Membership | |
|---------------------------|-----------------|--------------------------------|--------------|
| | | 1936 | 1935 |
| Teachers' Salaries | 3,880.00 | 26.67 | 26.57 |
| Library | 50.40 | .46 | .35 |
| Transportation | 1,557.12 | 14.42 | 13.87 |
| Capital Outlay | 300.00 | 1.85 | 2.45 |
| General Purposes | 2,293.83 | 21.24 | 21.53 |
| Total Expenditures | 8,981.35 | 64.64 | 64.77 |

| | |
|-----------------------|--------|
| BALANCE JUNE 30, 1936 | 249.25 |
|-----------------------|--------|

STATISTICS

| | | | |
|----------------------------|---------------|-------|-------|
| Assessed valuation, 1935 | 528,921.00 | | |
| School tax levy | 3,702.45 | 34.28 | 39.70 |
| Tax Rate in Mills | 7.00 | | |
| Bonded indebtedness | none | | |
| Pupils per census | 158 | | |
| Average Membership | 108 | | |
| Average Daily Attendance | 97 | | |
| No. Teachers Employed | 4 | | |
| Membership Per Teacher | 27 | | |
| Average Salary Per Teacher | 720.00 | | |
| No. Schools Operated | 3 | | |
| State Classification | Township Unit | | |

COMPARATIVE TOTAL OPERATING COSTS

| | | | |
|---------------------------|----------|------|-----------|
| Year ending June 30, 1936 | 6,981.35 | 1933 | 6,639.43 |
| 1935 | 7,080.49 | 1932 | 10,924.65 |
| 1934 | 8,482.67 | 1931 | 12,047.23 |

BURT TOWNSHIP SCHOOLS

STATEMENT FOR THE YEAR ENDING JUNE 30, 1936

BOARD OF EDUCATION

R. E. Schneider, President
Ora Endress, Secretary

D. F. Moldrun, Treasurer
A. LaCombe, Trustee
John Peterson, Trustee

RECEIPTS

| | |
|-------------------------|------------------|
| Balance July 1, 1935 | 2,730.64 |
| Current Year Taxes | 13,311.38 |
| Delinquent Taxes | 7,643.92 |
| Primary School Fund | 2,548.77 |
| Primary Supplement Fund | 2,008.00 |
| Rural Agricultural Aid | 400.00 |
| Vocational Aid | 982.85 |
| Library Fund | 50.94 |
| Sundries | 51.57 |
| Total Receipts | 29,718.27 |

EXPENDITURES

| | | Cost Per | |
|------------------------------|------------------|--------------------|---------------|
| | | Average Membership | |
| | | 1936 | 1935 |
| Teachers' Salaries | 9,487.50 | 56.47 | 53.55 |
| Library | 137.48 | .82 | .85 |
| Transportation | 942.90 | 5.61 | 5.71 |
| General Purposes | 5,190.16 | 30.89 | 32.13 |
| Interest on Bonds | 4,656.25 | 28.91 | 55.31 |
| Interest on Loans | 248.14 | 1.47 | 3.46 |
| Total Operating | 20,860.44 | 124.17 | 149.01 |
| Bonds Redeemed | 3,000.00 | | |
| Short Term Loans Paid | 400.00 | | |
| Total Expenditures | 24,260.44 | | |
| BALANCE JUNE 30, 1936 | 5,457.83 | | |

STATISTICS

| | | | |
|----------------------------|--------------------|--------|--------|
| Assessed valuation, 1935 | 1,356,775.00 | | |
| School Tax Levy | 17,640.85 | 105.00 | 119.15 |
| Tax Rate In Mills | 13.00 | | |
| Bonded Indebtedness | 110,000.00 | | |
| Pupils per census | 220 | | |
| Average Membership | 163 | | |
| Average Daily Attendance | 153 | | |
| No. Teachers Employed | 8 | | |
| Membership Per Teacher | 21 | | |
| Average Salary Per Teacher | 1,185.94 | | |
| No. Schools Operated | 1 | | |
| State Classification | Rural Agricultural | | |

COMPARATIVE TOTAL OPERATING COSTS

| | | | |
|---------------------------|-----------|------|-----------|
| Year ending June 30, 1936 | 20,860.44 | 1933 | 19,590.80 |
| 1935 | 25,630.00 | 1932 | 30,466.71 |
| 1934 | 18,406.85 | 1931 | 39,726.70 |

GRAND ISLAND TOWNSHIP SCHOOLS

STATEMENT FOR THE YEAR ENDING JUNE 30, 1936

BOARD OF EDUCATION

Chas. Johnson, Secretary H. B. Powell, Trustee
Sandra Johnson, Treasurer W. C. Powell, Trustee

RECEIPTS

| | |
|----------------------|----------|
| Balance July 1, 1935 | 338.98 |
| Current Year Taxes | 702.66 |
| Delinquent Taxes | 32.30 |
| Primary School Fund | 44.52 |
| Library Fund | .90 |
| Total Receipts | 1,119.36 |

EXPENDITURES

| | |
|-----------------------|--------|
| Transportation | 475.00 |
| Tuition | 50.00 |
| General Purposes | 352.85 |
| Total Expenditures | 877.85 |
| BALANCE JUNE 30, 1936 | 241.51 |

STATISTICS

| | |
|--------------------------|---------------|
| Assessed valuation, 1935 | 249,445.00 |
| School Tax Levy | 748.34 |
| Tax Rate in Mills | 3.00 |
| Bonded Indebtedness | none |
| Pupils Per Census | 4 |
| Average Membership | 3 |
| No. Schools Operated | none |
| State Classification | Township Unit |

COMPARATIVE TOTAL OPERATING COSTS

| | |
|---------------------------|--------|
| Year ending June 30, 1936 | 877.85 |
| 1935 | 957.50 |
| 1934 | 980.15 |
| 1933 | 853.75 |
| 1932 | 974.82 |
| 1931 | 586.72 |

Note: This district does not operate any schools. Pupils are transported to Lansing.

LIVESTONE TOWNSHIP SCHOOLS

STATEMENT FOR THE YEAR ENDING JUNE 30, 1936

BOARD OF EDUCATION

Matt Tomas, President
 Louis Mandocks, Secretary

J. L. Nance, Treasurer
 Henry Tuuri, Trustee
 John Knous, Trustee

RECEIPTS

| | |
|-------------------------|------------------|
| Balance July 1, 1935 | 1,079.98 |
| Current Year Taxes | 1,450.51 |
| Delinquent Taxes | 1,043.03 |
| Primary School Fund | 3,494.88 |
| Primary Supplement Fund | 5,343.00 |
| Equalization Fund | 3,689.00 |
| Library Fund | 89.84 |
| Balance 1934 Tax Levy | 218.63 |
| Rents and Refunds | 49.56 |
| Total Receipts | 15,438.83 |

EXPENDITURES

| | | Cost Per | |
|------------------------------|-----------------|--------------------|--------------|
| | | Average Membership | |
| | | 1935 | 1936 |
| Teachers' Salaries | 8,400.00 | 30.00 | 27.07 |
| Library | 60.49 | .37 | .29 |
| Transportation | 1,508.15 | 8.58 | 2.42 |
| General Purposes | 2,440.66 | 13.56 | 12.33 |
| Total Expenditures | 9,415.30 | 52.31 | 43.00 |
| BALANCE JUNE 30, 1936 | 6,021.56 | | |

STATISTICS

| | | | |
|----------------------------|---------------|-------|-------|
| Assessed valuation, 1935 | 878,215.00 | | |
| School Tax Levy | 1,891.08 | 10.51 | 11.42 |
| Tax Rate in Mills | 5.00 | | |
| Bonded indebtedness | none | | |
| Pupils Per Census | 290 | | |
| Average Membership | 180 | | |
| Average Daily Attendance | 148 | | |
| No. Teachers Employed | 6 | | |
| Membership Per Teacher | 30 | | |
| Average Salary Per Teacher | 900.00 | | |
| No. Schools Operated | 3 | | |
| State Classification | Township Unit | | |

COMPARATIVE TOTAL OPERATING COSTS

| | |
|---------------------------|-----------|
| Year ending June 30, 1936 | 9,415.30 |
| 1935 | 9,547.25 |
| 1934 | 9,047.85 |
| 1933 | 17,465.78 |
| 1932 | 20,184.51 |
| 1931 | 21,247.43 |

MATHIAS TOWNSHIP SCHOOLS

STATEMENT FOR THE YEAR ENDING JUNE 30, 1936.

BOARD OF EDUCATION

A. Rodgers, President
Lillian Trenary, Secretary

Julius Sivula, Treasurer
Victor Hill, Trustee
E. Oulette, Trustee

RECEIPTS

| | |
|---------------------------|------------------|
| Balance July 1, 1935 | 4,028.49 |
| Current Year Taxes | 1,435.12 |
| Delinquent Taxes | 3,798.48 |
| Primary School Fund | 3,808.48 |
| Primary Supplement Fund | 5,752.00 |
| Equalization Fund | 8,045.00 |
| Rural Agricultural Aid | 3,200.00 |
| Vocational Aid | 1,215.75 |
| Library Fund | 76.08 |
| Rents, Sales, and Refunds | 122.92 |
| Total Receipts | 29,480.28 |

EXPENDITURES

| | | Cost Per Average Membership | |
|------------------------------|------------------|--------------------------------|--------------|
| | | 1936 | 1935 |
| Teachers' Salaries | 9,133.97 | 53.46 | 33.09 |
| Library | 116.57 | .43 | .23 |
| Transportation | 5,030.95 | 18.43 | 14.10 |
| Capital Outlay | 2,069.13 | 7.58 | 4.81 |
| General Purposes | 6,881.19 | 25.20 | 24.19 |
| Total Expenditures | 23,231.81 | 85.10 | 76.23 |
| BALANCE JUNE 30, 1936 | 6,248.47 | | |

STATISTICS

| | | | |
|----------------------------|--------------------|------|-------|
| Assessed valuation, 1935 | 287,150.00 | | |
| School Tax Levy | 1,722.90 | 6.31 | 31.84 |
| Tax Rate In Mills | 6.00 | | |
| Bonded Indebtedness | none | | |
| Pupils per Census | 334 | | |
| Average Membership | 273 | | |
| Average Daily Attendance | 259 | | |
| No. Teachers Employed | 10 | | |
| Membership Per Teacher | 27 | | |
| Average Salary Per Teacher | 915.40 | | |
| No. Schools Operated | 1 | | |
| State Classification | Rural Agricultural | | |

COMPARATIVE TOTAL EXPENDITURES

| | |
|---------------------------|--|
| Year ending June 30, 1936 | 23,231.81 |
| 1935 | 25,618.62 |
| 1934 | 29,223.44 |
| 1933 | 21,638.51 |
| 1932 | 30,421.65 |
| 1931 | 75,633.23 (Bldg & Equip. \$43,017.31) |