

THE CLEVELAND CLIFFS IRON COMPANY
LAND DEPARTMENT
ANNUAL REPORT OF LAND AGENT
YEAR 1935

MS 86-100
2050

#2050

WWS

ANNUAL REPORT

YEAR 1935

LAND DEPARTMENT - NEGAUNEE, MICHIGAN

Negaunee, Michigan, February 29, 1936.

Mr. E. B. Greene, President,
14th Floor, Union Trust Building,
Cleveland, Ohio.

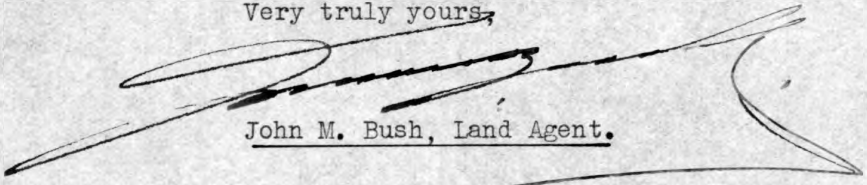
ANNUAL REPORT FOR 1935.

Dear Sir:

I beg to submit herewith Annual Report of Operations
of the Land Department for the year 1935.

Very truly yours,

JMB:MD


John M. Bush, Land Agent.

A N N U A L R E P O R T

LAND DEPARTMENT - NEGAUNEE, MICHIGAN

FISCAL YEAR 1935

THE CLEVELAND-CLIFFS IRON COMPANY

ARCTIC IRON COMPANY

AMERICAN IRON MINING COMPANY

BUNKER HILL MINING COMPANY

THE CLIFFS POWER AND LIGHT CO.

SUPERIOR REALTY COMPANY

NUMERIC INDEX - REPORTS

THE CLEVELAND-CLIFFS IRON COMPANY

	<u>PAGE</u>
<u>GENERAL REMARKS:</u>	
<u>Mineral Lands</u>	2
Wood Supply for Furnace	2
The Piqua Munising Wood Products Co.	2
Land Sales and Leases	2
Timber and Forest Products Sales	2
<u>DIXON TIE MILL</u>	5
<u>PLANING MILL</u>	8
<u>RETAIL YARD</u>	8
<u>COMPENSATION CASES</u>	8
<u>COSTS OF PRODUCTION</u>	9
<u>FORESTRY AND CONSERVATION</u>	19
<u>TAHQUAMENON FALLS NATIONAL PARK</u>	19
<u>UPPER PENINSULA DEVELOPMENT BUREAU</u>	20
<u>NORTHERN HEMLOCK & HARDWOOD MANUFACTURERS ASSOCIATION</u>	20
<u>NATIONAL FORESTS</u>	20
<u>FOREST FIRES</u>	20
<u>TAXES</u>	20
<u>ALGER COUNTY TAXPAYERS' ASSOCIATION</u>	21
<u>CRUISERS</u>	21
<u>HOTEL WILLIAMS & COTTAGES</u>	21
<u>GRAND ISLAND:</u>	
Deer	77
Elk	77
Game Birds	77
Predatory Animals	77
Hunting	77
Maple Syrup	78
Roads	78
Docks	78
Boats	78
Expenses	78
<u>REPORT OF H. S. NIGHTINGALE:</u>	
Superior Realty Company	81
Taxes	82
Refinancing	83
Land Looking	84
Timber Expiration Dates	84
Lands Purchased	84
Lands Owned and Controlled - Acreage Statement	84
Trespasses	84
Documents Entered on Land Department Records	84
<u>REPORT OF R. A. BROTHERTON:</u>	
Surveys	132
Maps	132
Forest Fires	132
High Wind	133
Land Looking	133
Forestry Pine Farm	133
Lake Frontage	133
Refinancing	134
U. S. Experimental Station	134
Logging Operations	135

	<u>PAGE</u>
<u>REPORT OF STEPHEN LOWNEY, JR.</u>	156
<u>REPORT OF A. J. ERICKSON:</u>	
Sales of Land and Timber	158
Land and Timber Negotiations	159
Lake and River Frontage	161
National Forests	161
Lot Sales	162
House and Lot Sales	162
Negaunee House Sales	162
Miscellaneous House Sales	162
New Leases	162
Mining Department Lands	163
Land Rentals	163
Royalties	163
Land Products Sales	163
Rented Buildings	163
Collections	164
Surrendered and Cancelled Contracts	164
Cliffland Farm	165
Beach Inn	165
Manufacturers' Hotel	166
Bellevue and Cliffs Farms	166
Location Improvements	166
Rosenwald Title	166
Miscellaneous	166
Second Growth Chemical Wood	167

NUMERIC INDEX - STATEMENTS

	PAGE
<u>OFFICE EXPENSE:</u>	
Comparison of Land Department Office Expense	13
<u>DIXON TIE MILL:</u>	
Statement of Profit and Loss	6 & 7
<u>LOGGING OPERATIONS:</u>	
Consolidated Logging Cost Sheet	3
Annual Comparative Statement of "Personal Injury Expense"	10 to 12
Comparison of Forest Products Prices	18
Record of Cuttings - #154 Operation	136 & 137
Record of Cuttings - #196 Operation	138
Operation #154 Operating, Compared with Estimates	139
Operation #196 Operating, Compared with Estimates	140
Comparative Rate of Woods Wages in Effect During Years 1935, 1934, 1933, and 1932	141
Cost of Maintaining Horses & Equipment per Team Day Working, as Compared with 1934, 1933, and 1932	142
Operating Log Loaders	142
Cook Camps	143
Van Profits	143
Statement Showing Railway Construction Work Done During 1935	144
Comparison of Prices on Groceries - 1934 & 1935 - Fall & Winter Stock8	145
<u>GRAND ISLAND:</u>	
Comparison of Hotel Williams Costs and Earnings	74 to 76
Comparison of Grand Island Operating Expenses and Earnings	79 & 80
<u>LAND DEPARTMENT REVENUES, SALES, PURCHASES AND ACREAGE:</u>	
Profit & Loss by Operations for Years 1922 to 1935 Inclusive	14 & 15
Comparative Statement of Land Department Receipts-1933, 1934, & 1935	16
Comparison of Estimated Expenses & Revenues for 1935 with Actual	17
Real Estate Sales Receivable	181 to 184
Timber Sales Receivable	185
House and Lot Sales Receivable	186
Lot Sales Receivable	187
Negaunee House Sales Receivable	188
House Rents Receivable	189 to 191
Grand Island Rents Receivable	192
Statement of Land and Timber Sales	196 & 197
Land Acreage	198 to 200
Lands Owned and Controlled	201 & 202
Beach Inn Statements of Profit & Loss, and Accounts Receivable and Payable	171 to 173
<u>TAXES:</u>	
Alger County Comparative Assessed Valuations	86
Alger County Comparative Tax Statement	87
Comparison of Munising City & Alger County Taxes and Valuations	88
Grand Island Valuations and Taxes	89 & 90
Valuations of Manufacturing Sites - City of Munising	91 & 92
Alger County Taxes by Townships for 1935 and 1934	93 & 94
Alger County Comparative Valuations and Taxes for 1935 and 1934	95
Comparison of Munising Board of Education Budget	96 & 97
Statement Showing Amount and Percentage of Taxes Paid by The C.C.I.Co. and Allied Companies - All Departments	98 & 99
Annual Detailed Statement of Taxes Paid - 1935 and 1934	100 to 102

NUMERIC INDEX - MAPS

	<u>PAGE</u>
<u>LOGGING OPERATIONS:</u>	
Timber Map for Logging Operation #154	146
Timber Map for Logging Operation #196	147
<u>NUMERIC INDEX - CHARTS</u>	
<u>LOGGING OPERATIONS:</u>	
Logging Cost Per M Feet - Average All Operations	148
Logging Cost Per M Feet - Operation #154	149
Logging Cost Per M Feet and Average Monthly Labor Rate per Hour-Oper.#154	150
Logging Operation #154 - Production	151
Production - Operation #196	152
Logging Cost Per M Feet and Average Monthly Labor Rate per Hour-Oper.#196	153
Average Feet of Logs Produced per Man Per Day	154
Feeding Men - Cost per Meal	155
<u>TAXES:</u>	
Negaunee, Ishpeming, Marquette, & Munising Taxes for 1935	105
City of Negaunee - Comparative Tax Data	106
Negaunee City Taxes - Percent of Total Amount of Taxes Raised	
Paid by the Company	107
Negaunee City Taxes - Total Valuation and Rate	108
Negaunee City Taxes - State Tax	109
Negaunee City Taxes - County Tax	110
Negaunee City Taxes - County Road	111
Negaunee City Taxes - School and 1 Mill Tax	112
Negaunee City Taxes - City Highway Fund	113
Negaunee City Taxes - General City Fund	114
Negaunee City Taxes - Total Tax Raised	115
Negaunee City Taxes - Civic Division of Taxes and Proportion	
Paid by Company and Others	116
Ishpeming City Taxes - Civic Division of Taxes and Proportion	
Paid by Company and Others	117
City of Ishpeming - Comparative Tax Data	118
Munising City Taxes - Civic Division of Taxes and Proportion	
Paid by Company and Others	119
Alger County Taxes - Civic Division of Taxes and Proportion	
Paid by Company and Others	120
Alger County Taxes	121
Alger County Taxes	122 to 127
Luce County Taxes	128 to 131
<u>PLATS</u>	
Timber Expiration Dates	85
Operations under Bjork & Lundin Gold Mining Lease	180

NUMERIC INDEX - OTHER COMPANIES

	PAGE
<u>ARCTIC IRON COMPANY:</u>	
Annual Detailed Statement of Taxes Paid - 1935 and 1934	103
Statement of Land Acreage	203
<u>AMERICAN IRON MINING COMPANY:</u>	
Report of Mr. A. J. Erickson:	
Sales of Land and Timber	168
Land & Timber Negotiations	168
Timber Permits	168
Other Earnings	168
Land Contracts	168
Accounts Receivable	168
Annual Detailed Statement of Taxes Paid - 1935 and 1934	104
Statement of Real Estate Sales Receivable	194
Statement of Timber Sales Receivable	194
Statement of Land Acreage	204
<u>BUNKER HILL MINING COMPANY:</u>	
Report of Mr. A. J. Erickson:	
Lease Rentals	167
Rented Buildings	167
Collections	167
Unsettled Matters	167
<u>SUPERIOR REALTY COMPANY:</u>	
Report of Mr. H. S. Nightingale	81
Report of Mr. A. J. Erickson:	
Real Estate Sales	169
Sales of Timber	169
Other Earnings	169
Collections	169
Quotations	170
New Leases	170
Statement of Real Estate Sales Receivable	195
Statement of Timber Sales Receivable	195
Statement of Land Acreage	205 to 208
<u>THE CLIFFS POWER AND LIGHT CO.:</u>	
Report of Mr. A. J. Erickson:	
Real Estate Sales	168
Land Rentals	168
Other Earnings	169
Leases	169
Collections	169
<u>THE NEGAUNEE MINE COMPANY:</u>	
Statement of Negaunee House Sales Receivable	193

LAND DEPARTMENT REPORT FOR THE YEAR ENDING

DECEMBER 31, 1935.

GENERAL:

The activities of the Land Department have been continued during the current year along practically the same lines of those of last year and consist, in a general way, of the following units, to-wit:

1. Supervising and looking after the large land holdings of The Cleveland-Cliffs Iron Company, Arctic Iron Company, American Iron Mining Company, Michigamme Property, and Bunker Hill Mining Company. ✓
2. Management of the lands of the Michigan Mineral Land Company. ✓
3. Operating the Lumbering Department.
4. Operating the Retail Yard at Munising, Michigan.
5. Operating Grand Island, Game Preserve, and Hotel Williams.
6. Operating railroad tie mill at Dixon, Michigan.
7. Looking after lots and rented buildings under charge of the Land Department.
8. Looking after the lands of The Cliffs Power and Light Co.
9. Looking after the lot leases in the different cities and towns which are under the jurisdiction of the Mining Department.
10. Careful supervision of company lands, looking for and prevention of trespasses of every kind, protecting timber lands and forest products from fire, sale and lease of lots in the various cities and villages, sale of timber land and stumpage, collection of rents and monies from such sales and leases, and the study of conditions surrounding the communities in which the Company is engaged in business, with a view of encouraging proper improvements, etc.

It is also the duty of the Land Department to look after land titles and, in particular, are charged with the difficult proposition of assessments made upon Company lands and the taxes levied thereon together with the proper paying of taxes when due.

11. The Piqua Munising Wood Products Co.

The Munising Woodenware Co. and The Piqua Handle & Mfg. Co. were consolidated as of November 1st, 1934, and your Land Agent, in the capacity of Vice President of the consolidated company, gives considerable time to the factories located at Munising and Marquette, Michigan.

During the last six months of the year your Land Agent put in a lot of time and work negotiating a deal with the Ford Motor Company for a tract of timber land owned by this company in Iron County, Michigan. We have agreed on the sale of this property with the Ford Motor Company but there are flaws in the title to the land which must be cured before the deal can be closed.

12. Your Land Agent gave a lot of time to the National Industrial Recovery Act during the past year while in force, particularly as it applies to the Lumber and Woods Products Code. In this capacity he was a member of the Code Authority, administering the law in the Great Lake States region and is also Chairman of the Conservation Committee which administered Article X of the Code regulating the cutting of the remaining forests. The Codes were all discontinued as of May 27th, 1935.

MINERAL LANDS:

The Land Department continues to carry a large acreage of mineral lands for the benefit of the Mining Department, paying the taxes thereon and otherwise looking after them.

WOOD SUPPLY FOR FURNACE:

The Land Department continues to carry a large acreage of timber lands which insures a supply of wood for the Chemical Plant and, in doing this, we continue to pay a large amount of taxes and also other expenses in caring for these lands.

THE PIQUA MUNISING WOOD PRODUCTS CO.:

Your Land Agent, as Vice President of this consolidated company, gives considerable time to the plants located at Munising and Marquette. The operations of this company will be covered by their own report.

During the last six months of the year your Land Agent put in a lot of time and work negotiating a deal with the Ford Motor Company for a tract of timber land owned by this company in Iron County, Michigan. We have agreed on the sale of this property with the Ford Motor Company but there are flaws in the title to the land which must be cured before the deal can be closed.

LAND SALES AND LEASES:

There has been a number of sales of timber and timber lands during the current year the largest of which was the sale to the United States Government covering 4079.26 acres as an addition to the Dukes Experimental Station at Dukes, Marquette County, Michigan, and the consideration for this was \$122,377.80. These sales are covered in more detail by Mr. Erickson as a part of this report.

TIMBER AND FOREST PRODUCTS SALES:

The attached statement shows the sales and shipments of forest products during the year.

THE CLEVELAND-CLIFFS IRON CO.

LAND DEPARTMENT.

Logging Contract No. _____ Month Ending DECEMBER, 1935.

Contract Dated _____ To be Completed _____

Description of Lands CONSOLIDATED LOGGING COST SHEET

Acreage _____

MATERIAL	Unit	Land Lookers' Estimate	QUANTITIES DELIVERED			CONTRACTOR'S COST			GENERAL EXPENSE (Detail Below)			STUMPAGE			TOTAL COST OF MATERIAL DELIVERED			Value of Logs for Covered	Stops No.							
			Month	Year	Total	Rates		Amounts		Average Rate	Amounts		Present Rate	Amounts		Rates				Amounts						
						Month	Year	Month	Year		Month	Year		Month	Year	Month	Year			Month	Year	Month	Year			
1 Maple	ft.		1,009,449	10,329,600								3.00	3028.37	30,999.11		10.69	10.99			16.68	8.89	1				
2 Birch	"		36,668	737,741								5.00	184.34	3,838.83		12.69	12.99			22.61	14.62	2				
3 Basswood	"		2,854	111,295								6.00	17.12	666.11		13.69	13.99			16.09	10.10	3				
4 Beech	"		94,976	875,623								1.00	94.68	875.98		8.69	8.99			14.00	4.01	4				
5 Ash	"			998								3.00		3.00						12.21	4.22	5				
6 Elm	"		41,869	316,185								6.00	251.34	1,909.15		13.69	13.99			14.74	6.75	6				
7 Cherry	"			1,437								5.00		7.19						16.46	8.47	7				
8 Oak	"			5,222								3.00		15.67						15.00	7.01	8				
9 Soft Maple	"											5.00		15.67						15.00	7.01	9				
10 Tot. Hdw. Sawlogs	"		1,185,936	12,408,106			7,688	7,992		9,117.01	99,174.25		3.09	2575.05	29,313.02		10.70	11.08		12,695.06	137,467.27	16.78	8.79	10		
11 Furace Logs	"																							11		
12 Total Hardwood	"																								12	
13 Hemlock	"		25,648	667,695								5.25	76.86	2,130.64		10.94	11.34			11.41	5.42	13				
14 White Pine	"		670	82,984								9.00	6.03	746.86		16.69	16.99			18.63	10.64	14				
15 Spruce	"			22,680								4.00		91.39						15.00	7.01	15				
16 Balsam	"																							16		
17 Tamarack	"																								17	
18 Cedar	"			31,917								3.00		95.75						16.00	8.01	18				
19 "	"																								19	
20 "	"																									20
21 "	"																									21
22 Total Softwood	"		24,318	605,444			7,688	7,992		106.98	5,437.68		3.80	82.89	3,064.64		11.10	11.80		269.64	9,502.82	12.43	4.44	22		
23 Total Logs	"		1,210,254	13,013,550			7,688	7,992		9,223.99	104,611.93		3.18	2558.94	41,377.66		10.71	11.12		12,964.70	146,989.29	16.31	8.22	23		
24 Cedar Ties	pcs.																								24	
25 Hemlock Ties	"			1,121				.413			463.01		.10		112.10			.513		575.11	.977	566.25		25		
26 Hdw. Ties	"		16,741	168,727			.264	.265		4,415.54	44,697.99		.098	1452.10	16,484.70		.351	.353		5,077.64	61,182.69	.554	209.56	26		
27 Hdw. Switch Ties	"			9,082				.402			3,650.36		.10		908.20			.502		4,588.86	.899	496.17		27		
28 Total Ties	"		16,741	179,903			.264	.273		4,415.54	48,351.26		.098	1452.10	17,392.90		.351	.371		5,877.64	66,315.26	.574	301.78	28		
29 Cedar Cuts, 6' & over	"																								29	
30 Cedar Cuts, 7' to 9'	"							.456			272.73							.606			362.43	.628	172.51		30	
31 Cedar Logs	"																								31	
32 Total Cedar Cuts	"																									32
33 Posts, Chemical	pcs.		2,036,036	24,595,057			5,977	7,032		12,168.91	172,956.09							5,977	7,032		12,168.91	172,956.09	7.00	1,032.34	33	
34 Posts, Spruce	pcs.			56									.02		1.12			.02			1.12	.15	.15		34	
35 Spruce Pulp	ods.			35.86			4.401				139.02		1.50		50.80			5.901		199.02	6.00	5.60		35		
36 Balsam Pulp	"			121.71			4.401				535.65		.25		30.43			4.551		556.09	5.80	1.10		36		
37 Hemlock Pulp	"																								37	
38 Total Pulp	"			157.57			4.401				674.67		.022		81.23			4.923		755.91	6.04	1.64		38		
39 Hardwood	"			328.75			3,038				1,029.09							3,038		1,029.09	3.50	.462		39		
40 Switch Logs	ods.		657,775	7,490,000			3,763	3,969		2,474.92	29,751.49		.50	328.87	3,745.00		4,203	4,469		2,803.79	33,476.49	3.322	6,744.45	40		
41 Switch Ties	sets																								41	
42 Lagging, 5'	ods.							.487																	42	
43 Lagging, 7' to 8'	lin. ft.			421,358							2,054.24		.05		210.68			.557		2,264.92	.55	1,063.71		43		
44 Stulls	"																								44	
45 Cords, Purchased	ods.		516,225	6,665,000			4,225	4,227		2,196.46	36,962.69							4,225	4,227	2,196.46	36,962.69	4.227	48			
46 Hdw. Slabs	"			325.00				3.60			1,141.00							3.60		1,141.00	3.60			46		
47 Chemical	fts.			91,133				8.27			753.94							8.27		753.94	8.27			47		
48 Retwood Ties	pcs.		2,225	29,308			.570	.543		1,267.96	16,185.18							.570	.543	1,267.96	16,185.18	.547	400.62	48		
49 "	"																								49	
50 "	"																									50
51 "	"																									51
52 "	"																									52
53 "	"																									53
54 "	"																									54
55 "	"																									55
56 TOTAL										31,627.75	416,192.47				5449.91	63,010.39				37,277.66	479,202.86				56	
57 "																										57
58 "																										58
59 "																										59
60 "																										60

Total Operating (as per Balance Sheet).
 Total Deliveries to Other Operations and Outside Parties (as per Balance Sheet).
 Inventory (See Remarks).
 Profit or Loss.
 Less Adjustment on 1934 Tie Shipments to C.G.W.R.R.Co.
 Less Profit on Tie Shipped C.G.W.R.R.Co.during 1935
 Plus Profit on C.G.W.Ties taken into Treating Plant
 in December.

DETAIL OF GENERAL EXPENSE

	AMOUNTS		
	Month	Year	Total
Chargeable to Logs:			
Switching Cars,			
Loading Decked Logs,			
Chargeable to Bark:			
Bark Racks,			
Switching Cars,			
Chargeable to All Material:			
Scaling,			
Insurance—Supplies,			
Insurance—Material,			
Superintendence,			
Car Wre,			
Fire Protection,			
Switching Cars,			
Clerks,			
Central Office Expense,			
Miscellaneous,			
Taxes,			

REMARKS:

||
||
||

DETAIL OF DELIVERIES TO OTHER OPERATIONS AND OUTSIDE PARTIES FOR CURRENT YEAR.

CONSOLIDATED LOGGING COST SHEET, DECEMBER, 1955.

MATERIAL	Unit	QUANTITIES		RATES		AMOUNTS		MATERIAL	Unit	QUANTITIES		RATES		AMOUNTS	
		Month	Year	Month	Year	Month	Year			Month	Year	Month	Year	Month	Year
THE PIGNA HUNTING WOOD PRO. CO., MARQUETTE								C.O.I.CO., MIN. DEPT.							
Maple	ft.	564,519	5,600,516	15.00	15.00	8,468.79	885,207.79	Maple Pine Timber	ft.	66,802	801,941	16.29	16.65	1,120.59	13,361.54
Birch	"	1,915	17,457	15.00	15.00	28.75	255.04	Hemlock Pine Timber	"		2,108		16.74		35.32
Beech	"	94,086	819,814	15.00	15.00	1,411.29	9,627.73	7-ft. Cedar Logging	L.Ft.		237,546		.45		1,300.45
Redwood	"	2,854	77,795	15.00	15.00	42.81	1,166.94	Redw. Tr. (8ft. dia equiv.)	pcs.		41		.841		34.48
Ash	"		919		15.00		13.79	Total C.O.I.Co. Min. Dept.						1,120.59	14,735.30
Alm	"		3,562		15.00		53.43	TOTAL DELIVERIES - OTHER OPERATIONS						1,366.59	21,166.34
Soft Maple	"		5,222		15.00		78.33	TOTAL DELIVERIES						46,055.77	827,656.76
Cherry	"		1,452		15.00		21.78	DELIVERIES OF FOREST PRODUCTS PURCHASED							
Pine	"		4,562		15.00		68.44	Cliffs Low Chemical Co.	ods.	516.25	8,665.00	4.25	4.27	2,196.46	36,967.67
Total Logs	ods.	663,174	5,609,809	14.57	14.58	9,665.36	94,704.35	Goodwood Forest Growth	ft.		357.00		3.50		1,241.00
Hardwood Slabs	ods.		171.50		6.00		1,029.00	Hardwood Slabs	ft.		91,193		6.27		573.94
Hardwood Lbr. from Tie Mill	ft.		2,850		34.52		98.67	Chemical Logs	ft.						
Total Pigna Hm. Pro. Co., Marquette						9,665.36	97,623.22	Total Cliffs Low Chemical Co.						2,196.46	38,862.51
THE PIGNA HUNTING WOOD PRO. CO., MARQUETTE								Softwood Pine Ties							
Maple Woodware	ft.		321,905		15.00		4,828.57	Cliffs Low Chemical Co.	pcs.	247	2,490	.566	.566	196.80	1,383.80
Maple Bowl	"	245,212	2,451,656	19.20	19.27	4,704.14	46,853.85	P.S.P. & S.S. Ry. Co.	"	1,978	16,555	.592	.592	1,111.46	9,246.19
Maple Vansor	"		7,575		25.77		195.19	P.S.P. & S.S. Ry. Co.	"		6,584		.564		3,466.48
Birch Woodware	"		157,879		15.00		2,368.19	Pigna Hm. Pro. Co., Marising	"		5,397		.500		2,698.45
Birch Bowl	"		322,154		19.00		6,121.86	Total Ties	"	2,225	29,808	.669	.547	1,308.06	16,300.91
Birch Vansor	"		31,595		30.54		967.72	TOTAL DELIVERIES OF FOREST PRODUCTS PURCHASED						3,504.52	55,165.42
Beech	"		790		14.40		11.36	GRAND TOTAL - ALL DELIVERIES						49,560.29	577,820.18
Cherry	"		1,295		16.62		21.55	COST OF FOREST PRODUCTS PURCHASED							
Hemlock	"		398		12.00		4.78	Goodwood Forest	ods.		809.25		4.33		3,507.76
Total Logs		286,528	3,605,940	20.60	19.58	5,902.59	70,603.99	Best Co	"	40.00	83.50	4.25		170.00	354.88
Spruce Ties (2 pcs.)	L.Ft.		55		.15		.83	Herman Alanko	"		104.50		4.25		444.11
Total Pigna Hm. Pro. Co., Marising						5,902.59	70,612.39	Joseph Schmidt	"		1.00		4.25		4.25
G. & L. H. Co.								Lester & Chester Babcock	"		101.00		4.25		429.25
Hemlock	ft.		244,222		12.00		2,930.74	John Britton, Sr. & Jr.	"		400.25		4.25		1,936.06
Cedar	ft.		31,917		16.00		510.67	John Britton, Sr.	"		204.00		4.25		866.99
Maple	"		5,340		17.00		90.78	John Britton, Jr.	"		169.75		4.25		721.44
Cedar Ties	pcs.		281,479		12.55		3,532.19	Vendell Goodrick	"		358.50		4.25		1,538.38
Total G. & L. H. Co.			598		.628		3,907.69	Glen Clark	"	12.58	238.00	4.25	4.25	53.15	228.00
THE PIGNA HUNTING WOOD PRO. CO., MARQUETTE								Wm. Foris	"	39.25	157.25	4.25	4.25	166.81	688.31
Maple Plain Vansor	ft.	10,070	50,370	30.00	30.00	3,021.00	3,021.00	Emil C. & Clarence A. Lippert	"		45.00		4.25		187.75
Birch Vansor	"	720	151,465	30.00	30.00	21.80	4,545.95	Louis Avens & John Seube	"	6.00	976.25	4.25	4.25	25.50	4,164.62
Redwood	"		1,050		40.00		42.00	Anti Moky	"		37.25		3.45		127.75
Alm	"		33,500		25.28		846.77	Frank Morssters & Joseph Baron	"	268.25	3,091.25	4.25	4.25	1,140.07	13,233.40
Maple	"		6,900		18.00		124.20	Simo Madonson	"		9.00		3.17		28.50
Total Pigna Hm. Pro. Co.		170	3,040		35.00		23.45	Victor Adell	"		19.50		3.25		63.57
Total Pigna Hm. Pro. Co., Marising		6,960	246,955	35.17	35.63	235.05	10,775.22	Oscar Rajala	"		67.25		3.08		207.22
Maple Plain Vansor	ft.		720		15.00		10.80	Henry Hook	"	44.50	255.00	4.25	4.25	189.15	1,045.50
Birch Vansor	"		1,050		40.00		42.00	Leonard Koch	"	72.00	656.75	4.25	4.25	308.37	2,348.05
Redwood	"		33,500		25.28		846.77	Anthony Schofield	"		39.75		4.45		176.12
Alm	"		6,900		18.00		124.20	Philip C. VanBroeklin	"	11.50	211.00	4.25	4.25	48.88	900.69
Maple	"		3,040		35.00		23.45	Ernest VonSellen	"	22.25	630.75	4.25	4.25	94.87	2,650.68
Total Pigna Hm. Pro. Co.		170	3,040		35.00		23.45	Alex Westor	"		11.25		3.53		37.50
Total Pigna Hm. Pro. Co., Marising		6,960	246,955	35.17	35.63	235.05	10,775.22	Total Goodwood	"	516.25	8,665.00	4.25	4.27	2,196.46	36,967.67
Maple Plain Vansor	ft.		720		15.00		10.80	Chemical Logs From	ft.		14,137		7.00		98.96
Birch Vansor	"		1,050		40.00		42.00	Alstrom Ties	"		77,055		0.50		384.94
Redwood	"		33,500		25.28		846.77	Total Chemical Logs	ft.		91,193		6.27		573.94
Alm	"		6,900		18.00		124.20	Freeman H. Walsh	ods.		326.00		3.50		1,141.00
Maple	"		3,040		35.00		23.45	Miscellaneous Parties	pcs.	2,225	29,808	.570	.545	1,267.96	16,185.18
Total Pigna Hm. Pro. Co.		170	3,040		35.00		23.45	Softwood Ties						50,940.91	
Total Pigna Hm. Pro. Co., Marising		6,960	246,955	35.17	35.63	235.05	10,775.22	TOTAL COST OF FOREST PRODUCTS PURCHASED						50,940.91	
Maple Plain Vansor	ft.		720		15.00		10.80	Maple Pine Timber	ft.		66,802		16.29		1,120.59
Birch Vansor	"		1,050		40.00		42.00	Hemlock Pine Timber	"		2,108		16.74		35.32
Redwood	"		33,500		25.28		846.77	7-ft. Cedar Logging	L.Ft.		237,546		.45		1,300.45
Alm	"		6,900		18.00		124.20	Redw. Tr. (8ft. dia equiv.)	pcs.		41		.841		34.48
Maple	"		3,040		35.00		23.45	Total C.O.I.Co. Min. Dept.						1,120.59	14,735.30
Total Pigna Hm. Pro. Co.		170	3,040		35.00		23.45	TOTAL DELIVERIES - OTHER OPERATIONS						1,366.59	21,166.34
Total Pigna Hm. Pro. Co., Marising		6,960	246,955	35.17	35.63	235.05	10,775.22	TOTAL DELIVERIES						46,055.77	827,656.76
Maple Plain Vansor	ft.		720		15.00		10.80	DELIVERIES OF FOREST PRODUCTS PURCHASED							
Birch Vansor	"		1,050		40.00		42.00	Cliffs Low Chemical Co.	ods.	516.25	8,665.00	4.25	4.27	2,196.46	36,967.67
Redwood	"		33,500		25.28		846.77	Goodwood Forest Growth	ft.		357.00		3.50		1,241.00
Alm	"		6,900		18.00		124.20	Hardwood Slabs	ft.		91,193		6.27		573.94
Maple	"		3,040		35.00		23.45	Chemical Logs	ft.						
Total Pigna Hm. Pro. Co.		170	3,040		35.00		23.45	Total Cliffs Low Chemical Co.						2,196.46	38,862.51
Total Pigna Hm. Pro. Co., Marising		6,960	246,955	35.17	35.63	235.05	10,775.22	Softwood Pine Ties							
Maple Plain Vansor	ft.		720		15.00		10.80	Cliffs Low Chemical Co.	pcs.	247	2,490	.566	.566	196.80	1,383.80
Birch Vansor	"		1,050		40.00		42.00	P.S.P. & S.S. Ry. Co.	"	1,978	16,555	.592	.592	1,111.46	9,246.19
Redwood	"		33,500		25.28		846.77	P.S.P. & S.S. Ry. Co.	"		6,584		.564		3,466.48
Alm	"		6,900		18.00		124.20	Pigna Hm. Pro. Co., Marising	"		5,397		.500		2,698.45
Maple	"		3,040		35.00		23.45	Total Ties	"	2,225	29,808	.669	.547	1,308.06	16,300.91
Total Pigna Hm. Pro. Co.		170	3,040		35.00		23.45	TOTAL DELIVERIES OF FOREST PRODUCTS PURCHASED						3,504.52	55,165.42
Total Pigna Hm. Pro. Co., Marising		6,960	246,955	35.17	35.63	235.05	10,775.22	GRAND TOTAL - ALL DELIVERIES						49,560.29	577,820.18
Maple Plain Vansor	ft.		720		15.00		10.80	COST OF FOREST PRODUCTS PURCHASED							
Birch Vansor	"		1,050		40.00		42.00	Goodwood Forest	ods.		809.25		4.33		3,507.76
Redwood	"		33,500		25.28		846.77	Best Co	"	40.00	83.50	4.25		170.00	354.88
Alm	"		6,900		18.00		124.20	Herman Alanko	"		104.50		4.25		444.11
Maple	"		3,040		35.00		23.45	Lester & Chester Babcock	"		1.00		4.25		4.25
Total Pigna Hm. Pro. Co.		170	3,040		35.00		23.45	Jan. Prindell	"		101.00		4.25		429.25

RAILROAD TIES

We sold more ties during the current year than in 1934 but the prices remained the same.

We shipped the Chicago & North Western Railway Company 47,217 ties and the Chicago Great Western Railroad Company 116,363 ties. We also shipped the Soo Line 5,000 ties, 9,082 - 8 ft. equivalent switch ties to the Chicago & North Western Railway, and 1,268 ties to miscellaneous parties, making a total of all ties for the current year of 178,930 as compared with 157,129 during the year 1934.

MINING DEPARTMENT

The following statement shows the quantities of the different forest products that were sold to the Mining Department during the current year:

Maple Mine Timber	1,639,982 ft.	@ 16.19	\$ 26,548.46
Hemlock Mine Timber	10,222 "	@ 13.36	136.56
Total	1,650,204 "	@ 16.17	26,685.02
7 ft. Cedar Lagging	421,358 L.ft.	@ .55	2,311.23

BIRDS EYE VENEER CO.

We select out such Birdseye Maple Logs as are encountered in our operations.

The following shipments were made to the Birds Eye Veneer Co. during the year:

Birdseye Maple	50,970 ft.	@ 100.00	\$ 5,097.00
Maple Plain Veneer	151,465 "	@ 30.00	4,543.95
Birch Veneer	1,060 "	@ 40.00	42.40
Basswood	33,500 "	@ 25.28	846.77
Elm	6,900 "	@ 20.00	138.00
Pine	3,060 "	@ 35.00	107.10
Total	246,955 "	@ 43.63	10,775.22

LOBDELL-EMERY MANUFACTURING CO.

This concern has a factory located at Alma, Michigan, where they manufacture bicycle rims and other items from wood and we have been shipping them slabs from our Dixon Tie Mill. During the year we shipped them 631.50 cords at \$6.00 per cord, f.o.b. cars, Lake Superior & Ishpeming Railroad. This compares with 449.75 cords shipped them in 1934 at an average cost of \$6.00 per cord.

MUNISING RETAIL YARD

During the year we shipped some Hemlock, Pine, Spruce, and Maple logs to Munising and had them sawed by a portable mill owned by Mr. C. H. Hancock for our Retail Yard.

We shipped a total of 511,285 feet for this purpose as per the following statement:

Hemlock	412,853 ft.	@ 11.00	\$ 4,541.38
Pine	75,472 "	@ 18.00	1,358.49
Spruce	22,850 "	@ 15.00	342.76
Maple	110 "	@ 15.00	1.65
Total Logs	511,285 "	@ 12.21	\$ 6,244.28

CLIFFS DOW CHEMICAL COMPANY

As of March 1st, 1935, the Cliffs Dow Chemical Company was organized and took over The Cleveland-Cliffs Iron Company's Chemical Plant at Marquette and this Department, under contract, is furnishing the Plant with their supply of chemical wood.

During the year the following forest products were shipped to the Cliffs Dow Chemical Company at Marquette:

Chemical Logs	24,595,057 ft.	@ 7.00	\$172,048.37
Hardwood Slabs	6,687.00 cds.	@ 3.00	20,061.00
Cordwood	338.75 "	@ 3.50	1,185.63
Hemlock Switch Ties 7x8	24,683 ft.	@ 30.00	740.49
Hemlock Ties 8 ft.	277 pcs.	@ .643	178.10
Total			194,213.59
Purchased Cdw. 2nd Growth	8,665.00 cds.	@ 4.27	36,967.57
Purchased Hdwd. Slabs	327.00 "	@ 3.50	1,141.00
Purchased Chemical Logs	91,193 ft.	@ 8.27	753.94
Total Purchased			38,862.51
Grand Total			\$233,076.10

DIXON TIE MILL:

This Mill was operated 256 day shifts and 199 night shifts during the year and produced 178,930 ties.

We continue to pay the same wages on this job that were current under NRA.

The attached statement shows the result of this operation and is complete in detail.

We show a profit at this mill for the year of \$27,757.91 as compared with \$25,605.69 for the year 1934. This is in addition to the recovery of our depletion charge of ten cents per tie. In the above amount shown as profit we have taken into consideration the profit on the ties being shipped to the Chicago Great Western Railroad Company which amounts to \$23,882.43.

The following statement shows Tie Mill information for 1935 as compared with 1934 and 1933:

THE CLEVELAND-CLIFFS IRON COMPANY
LAND DEPARTMENT
STATEMENT OF PROFIT & LOSS, DIXON TIE MILL, DECEMBER, 1935.

	Unit	DELIVERIES						STUMPAGE				OPERATING COST				TOTAL COST				PROFIT & LOSS				
		QUANTITIES		RATE		AMOUNT		RATE		AMOUNT		PER UNIT		AMOUNT		PER UNIT		AMOUNT		PER UNIT		AMOUNT		
		Dec.1935	12 Months	Dec.1935	12 Months	Dec.1935	12 Months	Dec.1935	12 Months	Dec.1935	12 Months	Dec.1935	12 Months	Dec.1935	12 Months	Dec.1935	12 Months	Dec.1935	12 Months	Dec.1935	12 Months	Dec.1935	12 Months	
M. S. P. & S. S. M. Ry. Co.																								
#4 Peeled Hardwood Ties	Pos.		1,780		.80		\$1,424.00																	
#3 "	"		2,530		.70		1,771.00																	
#27 "	"		197		.60		118.20																	
#1 "	"		378		.50		189.00																	
S.R.s "	"		115		.40		46.00																	
Total	"		5,000		.710		3,546.20																	
Less Freight	"		5,000		.060		300.00																	
Net Revenue	"		5,000		.650		3,246.20																	
C. & N. W. Ry. Co.																								
#4 Peeled Hardwood Ties	"		4,045		.85		3,438.25																	
#3 "	"		4,637		.70		3,245.90																	
#2 "	"	1,077	16,656		.60		\$ 646.20																	
#1 "	"	708	13,556		.50		354.00																	
S.R.s "	"	429	8,323		.40		171.60																	
Total	"	2,214	47,217		.529		1,171.80																	
Less Freight	"	2,214	47,217		.060		132.64																	
Net Revenue	"	2,214	47,217		.469		1,039.16																	
Chicago Great Western R. R. Co.																								
#4 Peeled Hardwood Ties	"	3,774	33,298		.75		2,800.50																	
#3 "	"	5,108	54,323		.65		3,320.20																	
#2 "	"	1,590	10,165		.55		874.50																	
#1 "	"	1,100	6,770		.45		495.00																	
S.R.s "	"	835	4,847		.35		292.25																	
Cull "	"		3,050		.35		1,067.50																	
Total	"	12,407	112,473		.630		7,812.45																	
Less Freight	"	12,407	112,473		.060		744.42																	
Net Revenue	"	12,407	112,473		.570		7,068.03																	
C.C.I.O., Min. Dept.																								
1336 ft. Hwd. Tbr. Equiv. to 41 - 8 ft. Ties	"		41		.841		34.48																	
The Piquet Man, Wood Pro. Co., Marquette	"																							
2830 ft. Lbr. Equiv. to 88 - 8 ft. Ties	"		88		1.101		96.87																	
Alger County Road Commission	"																							
220 ft. Lbr. Equiv. to 7 - 8 ft. Ties	"		7		.943		6.60																	
Cull Hardwood Ties	"		21		.35		7.35																	
Total	"		28		.498		13.95																	
TOTAL 8 FT. HARDWOOD TIES MERCH.	"	14,621	164,647		.554		6,106.99	.10	.10	1,462.10	16,464.70	.277	.267	4,044.54	44,018.99	.377	.367	5,506.64	60,503.69	.177	.193	2,600.35	31,791.53	
Chicago Great Western R. R. Co.																								
Cull Hardwood Ties	"	2,120	3,880		.35		742.00																	
Less Freight	"	2,120	3,880		.06		127.20																	
Net Revenue	"	2,120	3,880		.29		614.80																	
TOTAL 8 FT. HARDWOOD TIES	"	16,741	168,727		.521		6,721.79	.087	.098	1,462.10	16,464.70	.264	.265	4,415.54	44,697.99	.351	.363	5,877.64	61,182.69	.170	.191	2,844.15	32,237.73	
Hardwood Switch Ties to C. & N. W. Ry. Co.																								
4145 pos. 6x8" Hwd. 182,782 ft. @ 25.00 8 ft. equiv."	"		5,709		.800		4,569.55																	
2354 " 7x9" Hwd. 141,733 " @ 29.00 8 ft. equiv."	"		3,373		1.213		4,110.27																	
6499 " 3x4, 515 " Total	"		9,082		.956		8,679.82																	
Less Freight	"		9,082		.058		523.83																	
TOTAL HARDWOOD SWITCH TIES	"		9,082		.898		8,155.99			.10	908.20		.402	3,850.36		.502	4,558.56		.396			3,597.43		
TOTAL HARDWOOD TIES	"	16,741	177,809		.521		8,721.79	.087	.098	1,462.10	17,392.90	.264	.272	4,415.54	48,348.35	.351	.370	5,877.64	65,741.25	.170	.201	2,844.15	35,835.16	
Munising Retail Yard																								
Hemlock Timber 8836 ft. @ 20.00 equiv. 8 ft.	"		239		.739		176.76																	
Cliffs Dow Chemical Co.	"																							
7x8 Hem. Switch Ties 24,683 ft. @ 30.00 equiv. 8 ft.	"		605		1.224		740.49																	
#4 & 5 Peeled Hemlock Ties	"		193		.70		135.10																	
#3 "	"		31		.60		18.60																	
#2 "	"		32		.50		16.00																	
#1 "	"		21		.40		8.40																	
Total	"		277		.843		176.10																	
TOTAL HEMLOCK TIES	"		1,121		.977		1,095.36		.10		112.10		.413	463.01		.513	575.11		.464			560.24		
TOTAL ALL TIES	"	16,741	178,930		.524		8,721.79	.087	.098	1,462.10	17,505.00	.264	.273	4,415.54	48,811.36	.351	.371	5,877.64	66,316.36	.170	.203	2,844.15	36,355.40	

SHEET NO. 2.

STATEMENT OF PROFIT & LOSS, DIXON TIE MILL, DECEMBER, 1935.

Unit	DELIVERIES				STUMPAGE				OPERATING COST				TOTAL COST				PROFIT & LOSS								
	QUANTITIES		RATE		AMOUNT		RATE		AMOUNT		PER UNIT		AMOUNT		PER UNIT		AMOUNT								
	Dec. 1935	12 Months	Dec. 1935	12 Months	Dec. 1935	12 Months	Dec. 1935	12 Months	Dec. 1935	12 Months	Dec. 1935	12 Months	Dec. 1935	12 Months	Dec. 1935	12 Months	Dec. 1935	12 Months							
Hardwood Slabs to Cliffs Dow Chemical Co.	Cds.	616.75	6,689.00	3.00	3.00	1,850.25	20,061.00	.50	.50	308.37	3,343.50	3.763	3.969	2,320.65	25,544.12	4.263	4.469	2,629.02	29,897.82	1.283	1.469	776.77	9,826.82		
Hardwood Slabs to Lobell-Berry Mfg. Co.	"	41.00	631.50	6.00	6.00	246.00	3,789.00	.50	.50	20.50	315.75	3.763	3.967	154.27	2,505.37	4.263	4.467	174.77	2,821.12	1.737	1.533	71.23	967.88		
Hardwood Slabs to Fiqua Man. Wo.P.Co., Marquette	"		171.50		6.00		1,029.00		.50		85.75		3.976		682.00		4.476		767.75		1.524		261.25		
TOTAL SLABS	"	657.75	7,490.00	3.187	3.322	2,096.25	24,879.00	.50	.50	328.87	3,745.00	3.763	3.969	2,474.92	28,731.49	4.263	4.469	2,803.99	33,476.49	1.076	1.147	707.54	8,597.49		
TOTAL TIE MILL						10,818.04	127,550.76			1,790.97	21,250.00			6,890.46	78,542.85			8,681.43	99,792.85			2,136.61	27,757.91		
Less Adjustment on 1934 Shipments to C.G.W.R.R.Co.							3,272.35																3,272.35		
TOTAL TIE MILL AFTER 1934 ADJUSTMENT						10,818.04	124,278.41																2,136.61		
Less C.G.W.R.R.Co. Ties	Pos.	12,407	109,423	.570	.565	7,068.03	64,062.77											.377	.367	4,672.48	40,180.34	.193	.218	2,395.55	23,882.43
NET TIE MILL						3,750.01	60,215.64																258.94	603.13	
Plus C.G.W.R.R.Co. Ties Taken Into Treating Plant	"	35,118	35,118	.611	.611	21,464.52	21,464.52																8,611.33	8,611.33	
TOTAL						25,214.53	81,680.16																8,352.39	9,214.46	

GRAND TOTAL ALL PRODUCTS	HARDWOOD TIES				HARDWOOD SWITCH TIES				HARDWOOD SLABS				SOFTWOOD TIES				GULL HARDWOOD									
	Total	Per M Ft.	Total	Per	Units Shipped	Price Per Unit	Feet Equiv.	Price Per M Ft.	Total Deliveries	Units Shipped	Price Per Unit	Feet Equiv.	Price Per M Ft.	Total Deliveries	Units Shipped	Price Per Unit	Feet Equiv.	Price Per M Ft.	Total Deliveries	Units Shipped	Price Per Unit	Feet Equiv.	Price Per M Ft.	Total Deliveries		
PROFIT & LOSS - COMPARATIVE BY PRODUCTS																										
YEAR 1935 - (12 Months)																										
Total Deliveries - All Products	6,514,038	\$19.58	\$127,550.76	164,847	\$1.60	3,178,565	\$29.03	\$92,295.22	9,082	\$1.698	300,446	\$27.16	\$8,155.99	7,490.00	3.322	2,996,000	\$8.30	\$24,879.00	1,121	\$1.977	39,087	\$28.07	\$1,095.35	3,680	\$1.250	\$1,125.20
Cost of Deliveries Before Stumpage		12.06	78,542.85		.267		13.85	44,018.99		.402		12.15	3,550.36		3.969		9.92	23,731.49		.413		11.66	455.01		.175	679.00
Profit or Loss Before Stumpage		7.52	49,007.91		.333		15.18	48,276.23		.296		15.01	4,605.63		.567		1.38	4,855.45		.564		16.21	532.34		.115	446.20
Less: Stumpage		3.26	21,250.00		.300		5.18	16,484.70		.100		5.02	908.20		.500		1.25	3,745.00		.100		2.87	112.10			
TOTAL PROFIT OR LOSS AFTER STUMPAGE		4.26	27,757.91		.033		10.00	31,791.53		.296		11.99	3,697.43		1.147		2.87	8,597.49		.464		13.34	520.24		.115	446.20
YEAR 1934 - (12 Months)																										
Total Deliveries - All Products	5,536,386	20.39	112,872.26	153,320	.74	2,897,923	30.39	88,063.88	3,620	1.149	111,698	37.24	4,159.62	6,302.75	3.245	2,521,100	8.11	20,455.00	189	1.025	5,665	34.20	193.76			
Cost of Deliveries Before Stumpage		12.35	68,377.56		.273		14.46	41,896.20		.446		14.45	1,613.88		3.937		9.84	24,811.98		.283		9.44	53.50			
Profit or Loss Before Stumpage		8.04	44,494.70		.467		15.93	46,167.68		.703		22.79	2,545.74		.622		1.73	4,356.95		.742		24.75	140.26			
Less: Stumpage		3.36	16,740.66		.300		5.26	15,229.50		.100		5.24	362.00		.497		1.24	5,130.89		.096		5.21	16.17			
TOTAL PROFIT OR LOSS AFTER STUMPAGE		4.68	25,753.94		.167		10.67	30,938.18		.603		19.55	2,183.74		1.189		2.97	7,487.67		.646		21.55	122.09			

PRODUCTION DATA:		12 Months 1935		12 Months 1934		Name of Railroad		Ties Contracted for		Shipments on 1935 Contracts		Balance Due	
Number of Ties Sawed		175,504		156,540		C. & N.W.Ry.Co.	45,000	45,003	-	-			
Cords of Slabs Produced		7,490		6,302.75		C.G.W.R.R.Co. (Contract 2/11/35)	50,000	50,000	-	-			
Feet Tie Cuts Used		6,531,456		5,536,386		C.G.W.R.R.Co. (Contract 7/31/35)	50,000	50,000	-	-			
Average Ties Produced Per Hour		82		52.2		C.G.W.R.R.Co. (Contract 11/7/35)	100,000	9,423	90,577	To be completed 12/1/36			
Average Number Cords Slabs Produced Per Hour		2.2		2.1		C.G.W.R.R.Co. (By Order)	6,930	6,930	-	-			
Number Hours Operated		3,379½		2,999		M.S.P. & S.S.M.Ry.Co.	5,000	5,000	-	-			
						M.S.P. & S.S.M.Ry.Co. (New Contract)	25,000	-	25,000	To be completed 8/1/36			
						C. & N.W.Ry.Co. (Contract 12/10/35)	100,000	2,214	97,786	To be completed 10/1/36			
						Total	381,930	168,570	213,363				
Tie Cut Cost per M Feet Tie Cuts Used	Per M Ft.	\$ 8.57	\$ 7.318	\$ 8.53	\$ 7.305								
Tie Mfg. Cost Per M Feet Tie Cuts Used		2.77	.103	2.16	.112								
Slab Mfg. Cost Per M Feet Tie Cuts Used		.61	.023	.019	.023								
TOTAL PRODUCTION COST		11.95	.444	12.32	.436								
Cords Slabs Produced Per M Feet Tie Cuts Used		1.15		1.14									
Cords Slabs Produced Per Tie Produced		.0426		.0402									

	1935	1934	1933
Hardwood Ties Sold	178,930 pcs.	156,940 pcs.	162,572 pcs.
Average Selling Price	\$.574	\$.588	\$.454
Selling Price Per M Ft. Ties & Slabs	\$ 19.58	\$ 20.37	\$ 14.85
Cost Per M Ft. Ties & Slabs including Tie Mill Operating Recovery Per M Ft. Ties & Slabs	12.06 7.52	12.35 8.02	9.86 4.99
Furnace Slab Prices	3.00	3.00	2.50
Number of Feet Tie Cuts Used	6,531,436 ft.	5,530,721 ft.	6,110,282 ft.
Total Returns Ties & Slabs	\$49,007.91	\$44,494.70	\$31,054.63
Total Net Returns Per Tie from Slabs & Ties after Stumpage	\$.155	\$.164	\$.068

PLANING MILL:

The Planing Mill at Munising was operated 184 days during the year compared with 121 days during 1934. The following statement shows the quantities of lumber worked for the current year with previous years for comparison:

	1935	1934	1933	1932	1931
Hardwood	7,025 ft.	650 ft.	4,962 ft.	1,600 ft.	700 ft.
Softwood	902,068 "	398,667 "	427,999 "	492,249 "	435,829 "
Custom	53,508 "	145,112 "	227,378 "		
Total	962,601 "	544,429 "	660,339 "	493,849 "	436,529 "

RETAIL YARD:

We continue to operate the Retail Yard at Munising, Michigan, and during the year we sold through this operation the following stock:

	1935	1934	1933	1932
Manufactured Softwood	1,038,591 ft.	732,232 ft.	663,996 ft.	655,164 ft.
Manufactured Hardwood	9,272 "	7,858 "	4,398 "	3,547 "
Total Manufactured	1,047,863 "	740,090 "	668,394 "	658,711 "
Purchased Softwood	None	None	18,858 "	2,341 "
Purchased Hardwood	"	"	13,530 "	185 "
Total Purchased	"	"	32,388 "	2,526 "
Grand Total	1,047,863 "	740,090 "	700,782 "	661,237 "

The profit for the year is \$3,181.46 compared with a profit of \$5,939.72 for 1934.

COMPENSATION CASES:

As of December 31st, 1935, there were ten active cases upon which the Company pays compensation and two other cases on which the Insurance Company pays

compensation. There are two other cases where the injured have petitioned for further compensation and will probably come up for hearing during January or February 1936. Of the twelve cases open, only three of them are 1935 cases and only one of them is of any consequence,- a fractured neck of left Femur, that will remain open for at least a year.

A detailed statement is made part of this report, showing the total expense for hospital and medical care and compensation. It also shows the amount of compensation paid by the Insurance Company. The number of accidents per man employed was .259 for 1935 as compared with .248 for 1934. The actual expense during 1935 was \$12,457.55 as compared with \$14,724.62 in 1934. At the end of 1935, the reserve account, to take care of long time cases, shows \$5,264.58 as compared with \$2,791.14 at the end of 1934.

COSTS OF PRODUCTION:

The work in our logging operations under NRA was conducted on a 40-hour per week basis but after NRA was discontinued this working time was increased to forty-eight hours. This was done because the operation would be more efficient and better balanced by working six 8-hour shifts than the way we have been working. One of the reasons for this change is that we found it did not work out very well for our horses to be idle over such a long week-end. While we have increased the hours from forty to forty-eight per week, we have not decreased the wage rate per hour, therefore, the men who are at work are making larger earnings under the new set-up.

We include further along in this report graphs showing the monthly and yearly logging costs and it will be noted that we have completed Logging Operation No. 154 and the graph covering that job shows the logging cost from the time the job was started in March, 1928, to the time it was completed in June, 1935. This same graph shows the labor rate per hour during that period.

The graph showing the cost of Logging Operation No. 196, which was started in May, 1934, shows the cost by months and the average for the year together with the average wage rate per hour. It will be noted that our costs for the year 1935 are only 15.3¢ higher than for 1934 notwithstanding the fact that supplies of all kinds and especially hay and oats during the winter of 1934 and 1935 and until the new crop

THE CLEVELAND - CLIFFS IRON COMPANY
LAND DEPARTMENT

ANNUAL COMPARATIVE STATEMENT OF PERSONAL INJURY EXPENSE - YEARS 1935-1934.

ACCIDENT NO.	NAME OF INJURED	DATE OF INJURY	LOCATION	DEPARTMENT	OCCUPATION	C OR N/C	HOSPITAL MEDICAL & MISC.	COMPENSATION		TOTAL EXPENSE FOR THE YEAR	STATUS AS OF DEC.31,1935
								INS. CO.	THE C.C.I.CO.		
-	Anton Aihler	5/11/14	Rumely, Valley	Logging	Sawyer	C	\$ 51.00			\$ 51.00	Closed.
950	Wm. Kovik	10/13/26	Camp 119-4	Logging	Sawyer	C			\$ 699.92	699.92	20 weeks compensation left.
1344	Matt Makela	11/ 4/30	Camp 159-2	Logging	Sawyer	C			1,605.59	1,605.59	126 weeks compensation left.
1387	Eino Hupola	1/30/31	Camp 159-2	Logging	Sawyer	C			202.72	202.72	Lump Sum settlement in 1936.
1460	John Laskie	1/11/32	Camp 154-2	Logging	Car Repairer	C			416.00	416.00	Open
1468	William Vaulkonen	4/20/32	Camp 154-4	Logging	Sawyer	C			383.76	383.76	Open
1472	Anton Kordish	6/23/32	Camp 154-4	Logging	Sawyer	Fatal			501.28	501.28	117 weeks left.
1511	Ben Gasper	1/20/33	Camp 154-1	Logging	Teamster	C			364.00	364.00	Open
1565	Dave Rantanen	9/ 2/33	Camp 154-6	Logging	Laying Ry.Steel	C	38.57	\$ 936.00		974.57	Open
1579	James Steele	11/ 7/33	Camp 154-1	Logging	Roadman	C		473.28		473.28	Open
1598	Thomas Tuimala	2/26/34	Camp 154-6	Logging	Hooker	C	4.00			4.00	Closed
1628	Allen McMillan	7/21/34	Camp 196-7	Logging	Teamster	C	110.36	287.68		398.04	Closed
1630	Carrol Wickstrom	7/30/34	Camp 196-7	Logging	Log Counter	C	130.05	72.75		202.80	Closed
1650	Ragnar Freytag	10/19/34	Camp 196-7	Logging	Butcher Hogs	C	.90			.90	Closed
1655	John Hautio	11/ 6/34	Dukes Oper.	Logging	C.W.Chopper & Piecemaker	C	25.75			25.75	Closed
1658	Andrew Laurich	12/ 7/34	Camp 196-7	Logging	Sawyer	C	37.00		29.81	66.81	Closed
1660	David Toivonen	12/13/34	Camp 196-7	Logging	Sawyer	C	.95		42.88	43.83	Closed
1661	George Smith	12/15/34	Camp 196-7	Logging	Sawyer	C	49.40		210.19	259.59	Closed
	Total Expense in 1935	on Previous	Years' Cases				447.98	1,409.28	4,816.58	6,673.84	
1662	Anton Debelak	1/ 2/35	Camp 154-6	Logging	Sawyer	C	5.75		35.97	41.72	Closed
1663	Arne Rooperi	1/ 5/35	Camp 154-4	Logging	Sawyer	C	147.15		27.07	174.22	Closed
1664	Abel Hautio	1/ 8/35	Dukes	Logging	C.W.Chopper	C	58.64		49.14	107.78	Closed
1665	Joel Brown	1/16/35	Camp 196-7	Logging	Sawyer	N/C	21.85			21.85	Closed
1666	Mike Nenskis	1/18/35	Camp 154-6	Logging	Swamper	C	131.98		115.92	247.90	Up for rehearing.
1667	Francis Lincoln	2/ 4/35	Camp 154-6	Logging	Swamper	C	10.68		15.04	25.72	Closed
1668	Victor Salo	2/ 5/35	Tie Mill	Logging	Turning Down	C	17.50		1.60	19.10	Closed
1669	John Turk	2/ 7/35	Camp 196-7	Logging	Sawyer	C	63.33		27.94	91.27	Closed
1670	Alec Cameron	2/12/35	Camp 196-7	Logging	Top Loader	N/C	2.00			2.00	Closed
1671	Ed. Moline	2/18/35	Camp 154-6	Logging	Teamster	C	57.25		8.12	65.37	Closed
1672	George Perry	3/ 7/35	Camp 196-8	Logging	Teamster	C	97.54		53.52	151.06	Closed
1673	Carrol Wickstrom	2/21/35	Camp 196-8	Logging	Cooke	C	180.38		182.86	363.24	Closed
1674	Victor Alto	3/21/35	Camp 196-8	Logging	Sawyer	C	229.54		186.26	415.80	Closed
1675	Louis Kordish	3/23/35	Camp 196-7	Logging	Sawyer	C	22.20		15.04	37.24	Closed
1676	Ed. Koenig	3/26/35	Camp 196-8	Logging	Swamper	C	148.72		66.78	215.50	Closed
1677	Albert Bartley	3/28/35	Camp 154-6	Logging	Car Repairer	C	102.50		31.50	134.00	Closed
1678	Arne Gron	3/21/35	Tie Mill	Logging	Loading Ties	N/C	3.00			3.00	Closed
1679	George Amidon	4/ 6/35	Camp 196-7	Logging	Teamster	C	62.75		32.48	95.23	Closed
1680	Harry Murphy	4/13/35	Camp 196-8	Logging	Teamster	C	206.98		142.10	349.08	Closed
1681	Ed. Anttila	4/19/35	Camp 154-6	Logging	Hooker	C	53.50		56.84	110.34	Closed
1682	John Herju	4/20/35	Camp 196-7	Logging	Teamster	C	50.00		28.42	78.42	Closed
1683	Joe LaMere	4/27/35	Camp 196-8	Logging	Teamster	C	180.79		115.03	295.82	Closed
1684	Walter Scranton	4/29/35	Camp 196-7	Logging	Swamper	C	80.95		31.50	112.45	Closed
1685	Louis Bartol	5/ 1/35	Camp 154-6	Logging	Sawyer	C	2.00		14.92	16.92	Closed
1686	John Vessel	5/ 3/35	Camp 196-8	Logging	Sawyer	N/C	8.45			8.45	Closed
1687	Oscar Johnson	5/ 3/35	Camp 154-6	Logging	Lift.Ry.Steel	N/C	7.50			7.50	Closed
1688	Emil Mannisto	5/ 8/35	Grand Island	Logging	Cutting Wood	C	83.34		39.56	122.90	Closed
1689	Joe Hrasek	5/14/35	Camp 196-8	Logging	Sawyer	N/C	61.00			61.00	Closed
1690	Joe Skelnik	5/17/35	Camp 196-7	Logging	Sawyer	C	13.50		103.80	117.30	Closed
1691	John Posio	5/22/35	Oper. #154	Logging	Lift.Ry.Steel	C	129.10		252.00	381.10	Closed
1692	Oscar Johnson	5/22/35	Oper. #154	Logging	Lift.Ry.Steel	C	3.00		27.00	30.00	Closed
1693	Mike Bouley	5/28/35	Camp 154-6	Logging	Teamster	N/C	4.20			4.20	Closed
1694	Frank Kragle	5/29/35	Camp 154-6	Logging	Swamper	N/C					Closed

ACCIDENT No.	NAME OF INJURED	DATE OF INJURY	LOCATI ON	DEPARTMENT	OCCUPATI ON	C OR N/C	HOSPITAL MEDICAL & MISC.	COMPENSATION		TOTAL EXPENSE FOR THE YEAR	STATUS AS OF DEC. 31, 1935
								INS. CO.	THE C.C.I.CO.		
1695	Cot Ellis	5/29/35	Camp 154-6	Logging	Hooker	N/C					Closed
1696	Frank Maki	5/31/35	Camp 196-8	Logging	Laying Ry. Steel	C	\$ 2.00	3.00	5.00		Closed
1697	Lloyd Cook	6/ 4/35	Munising Mill	Retail Yd.	Laborer	N/C	7.50		7.50		Closed
1698	John Salminen	6/ 5/35	Camp 154-6	Logging	Cut. Car Stakes	N/C					Closed
1699	Yalmer Berkman	6/17/35	Camp 196-9	Logging	Sawyer	C	78.70	125.44	204.14		Closed
1700	Anton Olesky	6/17/35	Camp 196-7	Logging	Car Repairer	C	30.00	53.65	83.65		Closed
1701	Matt McLeod	6/18/35	Camp 196-9	Logging	Teamster	C	116.28	60.32	176.60		Closed
1702	Louis Kordish	5/29/35	Camp 196-7	Logging	Sawyer	C	343.02	200.10	543.12		Closed
1703	Frank Urmoles	6/24/35	Camp 196-9	Logging	Swamper	C	31.23	25.92	57.15		Closed
1704	Frank Roskoski	7/ 2/35	Camp 196-7	Logging	Teamster	C	115.18	72.69	187.87		Closed
1705	Peter Fleck	7/ 5/35	Camp 196-9	Logging	Sawyer	N/C	6.00		6.00		Closed
1706	Harry Nickelson	7/ 9/35	Camp 196-7	Logging	Swamper	C	13.00	14.40	27.40		Closed
1707	Erick Nelson	7/10/35	Camp 196-7	Logging	R.R. Grader	N/C					Closed
1708	Fred Hawley	7/15/35	Camp 196-9	Logging	Hooker	C	188.07	64.96	253.03		Closed
1709	Arvo Maki	7/25/35	Camp 196-7	Logging	Sawyer	N/C	5.50		5.50		Closed
1710	George Smith	7/30/35	Camp 196-7	Logging	Sawyer	C	25.00	23.47	48.47		Closed
1711	Wilho Wilkkila	8/ 1/35	Camp 196-9	Logging	Sawyer	N/C	4.50		4.50		Closed
1712	Mrs. Pearl Lahti	7/31/35	Grand Island	Grd. Island	Asst. Cook	N/C	3.00		3.00		Closed
1713	Angus Cameron, Jr.	8/ 5/35	Camp 196-8	Logging	Teamster	C	7.00	9.22	16.22		Closed
1714	Ed. Thompson	8/14/35	Camp 196-8	Logging	Sawyer	C	30.50	7.63	38.13		Closed
1715	John Vallo	8/15/35	Camp 196-7	Logging	Cut Stakes	C	26.40	11.52	37.92		Closed
1716	John M. Maki	8/16/35	Camp 196-8	Logging	Roadmen	C	29.00	4.32	33.32		Closed
1717	Joel Bowers	8/19/35	Camp 196-9	Logging	Sawyer	N/C	3.50		3.50		Closed
1718	Thos. Mahlanen	8/20/35	Camp 196-8	Logging	Teamster	N/C					Closed
1719	Arvid Buro	8/27/35	Camp 196-7	Logging	Sawyer	N/C	9.00		9.00		Closed
1720	John Laurich	9/ 2/35	Camp 196-8	Logging	Sawyer	C	10.50	20.69	31.19		Closed
1721	Frank Benchino	9/10/35	Camp 196-7	Logging	Sawyer	C	101.14	180.00	281.14		Reopened in Jan. 1936.
1722	A. R. Bowen	9/10/35	Camp 196-9	Logging	Ldr. Engr.	N/C	3.80		3.80		Closed
1723	Ralph Syers	9/21/35	Camp 196-7	Logging	Swamper	C	9.00	1.44	10.44		Closed
1724	Matt J. Koskinen	9/17/35	Camp 196-7	Logging	Sawyer	C	20.75	2.29	23.04		Closed
1725	Angus Dashney	9/19/35	Camp 196-8	Logging	Swamper	N/C					Closed
1726	Alfred Hoyt	9/24/35	Camp 196-9	Logging	Teamster	C	170.85	131.47	302.32		Closed
1727	Eino Karasti	9/25/35	Camp 196-8	Logging	Sawyer	N/C	10.40	10.40	20.80		Closed
1728	Christ Mestnik	9/27/35	Camp 196-7	Logging	Sawyer	C	23.10	9.60	32.70		Closed
1729	Vaino Peterson	10/ 2/35	Tie Mill	Tie Mill	Tail. Down	N/C	5.40		5.40		Closed
1730	Joe LaMere	10/ 4/35	Camp 196-7	Logging	Teamster	C	90.36	30.93	121.29		Closed
1731	Robert Goin	10/10/35	Camp 196-8	Logging	Sawyer	C	6.00	7.44	13.44		Closed
1732	Roy Hart	10/19/35	Camp 196-9	Logging	Hooker	N/C	6.00		6.00		Closed
1733	Paul Stinae	10/19/35	Camp 196-9	Logging	Swamper	C	8.50	17.28	25.78		Closed
1734	Oiva Makinen	10/23/35	Tie Mill	Tie Mill	Loading Tie	C	29.30	16.00	45.30		Closed
1735	Yalmer Mattson	10/25/35	Tie Mill	Tie Mill	Loading Slabs	C	19.50	40.00	59.50		Closed
1736	Oscar Koski	10/25/35	Camp 196-7	Logging	Lay. Ry. Steel	N/C	2.90		2.90		Closed
1737	Vernon Wendt	10/26/35	Munising Mill	Retail Yd.	Pile Lumber	N/C	5.00		5.00		Closed
1738	Stanley Koloski	10/28/35	Camp 196-7	Logging	Sawyer	C	26.50	115.23	141.73		Closed
1739	Edward Debelak	10/30/35	Camp 196-8	Logging	Sawyer	C	21.30	26.13	47.43		Closed
1741	John Vessel	8/ 9/35	Camp 196-7	Logging	Making Ties	N/C	96.84		96.84		Closed
1742	Steve Demogola	11/ 4/35	Camp 196-7	Logging	Lift. Ry. Steel	N/C	5.00		5.00		Closed
1743	Joe Skalnik	11/13/35	Camp 196-7	Logging	Sawyer	N/C	3.50		3.50		Closed
1744	John Harris	11/16/35	Camp 196-9	Logging	Car Repairer	C	14.00	15.47	29.47		Closed
1745	Roy Howland	11/18/35	Camp 196-7	Logging	Teamster	C	117.58	55.68	173.26		Open
1746	Wm. Leppanen	11/22/35	Camp 196-7	Logging	Sawyer	C	8.00	8.16	16.16		Closed
1747	Carrol Wickstrom	11/26/35	Camp 196-9	Logging	Sawyer	N/C					Open for Medical Charge
1748	Frank Truden	12/ 3/35	Camp 196-7	Logging	Sawyer	N/C					Open for Medical Charge
1749	Thomson Nelson	12/18/35	Camp 196-8	Logging	Teamster	C	41.40		41.40		Open
1750	Alex Johnson Jr.	12/22/35	Tie Mill	Tie Mill	Loading Tie	N/C					Open for Medical Charge
Total Expense in 1935 on 1935 cases							4,178.07		3,014.92	7,192.99	
Grand Total Expense in 1935							4,626.05	1,409.28	7,831.50	13,866.83	
Grand Total Expense in 1934							5,147.41	3,297.90	4,660.84	13,106.15	

DISTRIBUTION OF HOSPITAL, MEDICAL & MISCELLANEOUS EXPENSE:			ANALYSIS OF ACTUAL COST TO COMPANY:		
	1935	1934	1935	1934	
Hospitals:			Hospitals & Medical Expense	\$ 4,626.05	\$ 5,147.01
Munising Hospital, Munising, Mich.	\$1,249.96	\$1,187.74	Compensation Payments by the Company	7,831.50	4,660.84
St. Lukes Hospital, Marquette, Mich.	40.64	-	Insurance Premiums Paid		4,916.77
St. Mary's Hospital, Marquette, Mich.		14.50	Total Actual Expense	12,457.55	14,724.62
Ishpeming Hospital, Ishpeming, Mich.	174.28	87.79			
St. Mary's Hospital, Rochester, Minn.	89.80		STATISTICAL INFORMATION:		
University Hospital, Ann Arbor, Mich.		370.25	Payroll - All Operations	\$305,883.39	\$266,531.25
Total Hospitals	1,554.68	1,660.28	Meals - Logging	6,464.80	5,076.13
Doctors:			Contractors Payrolls & Meals	649.01	23,606.88
T. W. Scholtes, Munising, Mich.	1,117.86	1,450.35	Total Payroll	312,997.20	295,214.26
H. Barnes, Munising, Mich.	521.50	439.50	Rate per \$100.00 of payroll on actual expense	\$ 3.980	\$ 4.987
C. J. Light, Munising, Mich.	33.00		Compensable Accidents	56	47
G. A. Trueman, Munising, Mich.	7.00	16.50	Non-Compensable Accidents	32	29
G. B. Wickstrom, Munising, Mich.	5.00		Total Number of Accidents	88	76
L. B. Ruggles, Munising, Mich.	-	62.00			
E. F. Brasier, Trenary, Mich.		39.00	Number of Men Employed:		
A. K. Bennett, Marquette, Mich.	8.00		Company Payrolls	338	273
A. Erickson, Marquette, Mich.	10.00		Contractors Payrolls	1	33
J. O. VonZellan, Marquette, Mich.	25.75	80.00	Average Number of Men Employed	339	306
D. P. Hornbogen, Marquette, Mich.	12.00	2.00	Total Cost per Man Employed	\$36.75	\$48.12
R. Grant Janes, Marquette, Mich.		81.00	Number of Accidents per Man Employed	.259	.248
J. D. Crane, Ishpeming, Mich.	150.00		Reserve set up on payroll to take care of expense		
P. E. Sholander, Ishpeming, Mich.		21.00	@ 5.75 per \$100.00 of logging payrolls:		
A. R. Peterson, Daggett, Mich.	18.00		Balance of Reserve Account 12/31/34		\$ 2,791.14
John L. Garvey, Milwaukee, Wisc.		5.00	Reserve Set up in 1935		14,930.99
Dr. Badgley & Others, Ann Arbor, Mich.	10.00	125.00	Total		17,722.13
Mayo Clinic Doctors, Rochester, Minn.	200.00		Less expense in 1935		12,457.55
Total Doctors	2,118.11	2,321.35	Balance of Reserve, Dec. 31, 1935		\$ 5,264.58
Board & Lodging of injured not hospitalized	749.77	1,000.70			
Transportation of Injured	164.34	90.25			
Drugs & Appliances	23.15	54.83			
Witness fees at Compensation Hearings		5.00			
Miscellaneous	16.00	15.00			
Grand Total Hospital, Medical & Miscellaneous	\$ 4,626.05	\$ 5,147.41			

TAA: MD-5.
1/29/36.

THE CLEVELAND-CLIFFS IRON COMPANY

LAND DEPARTMENT OFFICE EXPENSE - COMPARATIVE

ACCOUNT NO.	ACCOUNT OF	1936 ESTIMATE	YEAR 1935	YEAR 1934	YEAR 1933	YEAR 1932	YEAR 1931	YEAR 1930
1	Salaries	\$ 34,000.00	\$ 34,096.33	\$ 34,003.47	\$ 29,573.50	\$ 28,374.83	\$ 42,783.84	\$ 46,933.00
2	Printing & Stationery	1,900.00	1,801.17	1,366.12	831.03	718.99	990.56	920.01
3	Postage	1,000.00	998.79	951.60	716.18	614.95	515.08	395.99
4	Office Furniture & Fixtures	300.00	286.46	54.15	40.25	93.82	146.37	86.83
5	Office Expenses	3,500.00	3,431.80	4,480.72	2,720.64	2,766.27	3,230.67	3,288.35
6	Telephone & Telegraph	1,200.00	1,174.51	1,202.99	1,136.84	1,064.62	1,330.92	901.53
7	Rentals	300.00	300.00	300.00	300.00	300.00	300.00	300.00
8	Legal Expense	2,400.00	2,406.06	2,451.21	2,299.51	2,818.25	3,157.41	3,193.64
9	Traveling & Entertaining	2,500.00	2,965.02	2,577.24	1,363.09	2,020.24	2,320.87	1,909.75
10	Donations	500.00	529.82	532.23	538.18	545.00	792.31	1,130.16
11	General Welfare	950.00	917.60	900.50	569.52	841.55	1,632.34	1,028.09
13	Stable Expense (Including Autos)	2,000.00	2,129.63	1,596.81	1,584.58	2,388.42	3,941.33	3,597.54
14	Exchange	100.00	42.74	108.81				
15	Pensions Paid	240.00	240.00	240.00	240.00	250.08	333.36	333.36
17	Engineering	4,000.00	4,065.37	3,825.29	3,610.17	3,515.16	4,462.16	4,935.31
19	Abstracting & Recording	150.00	167.50	156.45	6.60	8.95	84.65	38.50
20	Unemployment Compensation Tax	3,000.00			1.86	10.41	175.21	
21	Special Expense	3,000.00	5,501.39	2,769.61	2,774.26	1,171.39	2,248.74	2,477.18
22	Safety Department Expenses	25.00	33.62	14.56	23.27	129.09		
26	Cleveland Office	5,000.00	4,926.50	4,954.95	4,570.65	4,599.00	11,440.00	
30	Personal Injury	100.00	95.50	101.82	98.59	75.50	81.50	71.00
	Purchasing Department Expense	400.00	400.00	430.51	409.82	376.50	523.05	11.40
	TOTAL	66,565.00	66,509.91	63,019.04	53,408.54	52,553.73	80,679.46	71,551.64
	Percent of Increase		5.5	18.0	1.6	34.9	12.8	4.9
	Total Labor	38,060.00	38,165.83	38,012.07	33,021.52	31,719.60	48,119.85	52,531.13
	Total Supplies	28,505.00	28,344.08	25,006.97	20,387.02	20,834.13	32,559.61	19,020.51
	Average Number of Employees	19.5	19.5	19.1	17.3	16.1	18.6	16.
	Average Rate per Man per Day	5.35	5.36	5.46	5.23	5.40	7.08	8.99
	Grand Total Pay Roll	300,000.00	305,883.39	266,531.25	169,315.20	107,577.16	212,348.08	71,827.23
	Average Number of Men	325	338	273	232	168	225	36
	Percent of Increase in Pay Roll		14.8	57.4	57.3	49.3	195.6	4.4
	Total Acreage-Real Estate & Timber Lands (Includes Mng., Land, Lbrg., & Fur. Depts. and City Property)		384,078.08	411,159.19-(2)	565,678.99	467,046.07	569,091.77-(1)	623,489.93
	Cost per Acre for Central Office Expense		.173	.153	.0944	.0927	.1418	.1147
	Taxes Paid not including those charged to Accounts Receivable		96,170.35	106,882.65	126,855.12	204,936.82	278,330.72	261,546.05
	Real Estate & Timber Lands Only:							
	Total Acreage - Land Dept. Only, not including City Property		368,436.24	386,687.56	545,542.94	547,307.40	549,192.96	506,331.41
	Total Valuations		4,336,741.54	4,578,809.81	5,041,512.00	5,188,515.21	5,814,414.50	5,716,793.39
	Total Taxes Paid		90,736.45	101,396.94	115,752.97	191,452.01	261,461.89	243,928.31
	Valuation per Acre		11.77	11.84	9.24	9.48	10.59	11.29
	Taxes Paid per Acre		.246	.262	.212	.350	.476	.482
	Proportion of Central Office Chargeable to Lands		47,062.62	44,669.04	36,089.53	33,992.67	35,372.43	65,415.16
	Central Office Expense per Acre		.12773	.11552	.06615	.06211	.10082	.1291
	(1) - For reduction in acreage over previous years, see statement of "Land & Timber Sales".							
	(2) - Reduction in acreage is mostly due to large acreage conveyed to Superior Realty Company.							

THE CLEVELAND-CLIFFS IRON COMPANY

LAND DEPARTMENT

STATEMENT OF PROFIT & LOSS BY OPERATIONS FOR THE YEARS 1922 TO 1935 INCLUSIVE

	1935	1934	1933	1932	1931	1930	1929	1928	1927	1926	1925	1924	1923	1922
OPERATING														
Saw Mill Plants														
Munising, Including Rented Buildings	\$ 1,814.61-(1)	\$ 4,569.66-(1)	\$ 536.53-(1)	\$ 843.87-(1)	\$ 1,921.89-(1)	\$ 4,200.56-(1)	\$ 884.00-(1)	\$ 4,718.38	\$ 27,360.68	\$ 39,974.70	\$ 50,021.23	\$ 4,179.90	\$ 80,479.73	\$ 68,547.33
Dulcon								2,381.04	10,108.74	10,313.17	10,769.68	11,282.74	17,693.61	14,993.63
Total Saw Mills	1,814.61	4,569.66	536.53	843.87	1,921.89	4,200.56	884.00	2,327.34	37,469.32	50,287.87	39,251.55	15,442.64	62,565.92	53,553.70
Greenhouse											79.00	158.86	160.17	183.92
Logging Operations	70,859.41	51,900.47	44,450.46	55,826.07	64,066.83	121,359.53	76,861.68	60,716.19	62,061.14	58,760.69	16,934.22	9,883.53	19,685.19	107,212.65
Cook Camp Profits	227.05	2,491.21	3,322.03											
Dixon Tie Mill	24,485.56	25,605.69	11,290.61	52,836.70	17,205.85	50,433.95	30,776.53	48,936.15	33,304.47					
Rented Buildings, not including Sawmill Houses	2,905.13-(2)	387.30-(2)	1,109.07-(2)	1,355.70-(2)	1,836.18-(2)	366.92-(2)	1,699.97-(2)	367.00	173.54	1,856.02	4,366.21	7,046.86	6,163.25	2,871.61
Grand Island	2,567.04	2,434.27	4,632.23	4,497.08	6,544.89	5,436.45	2,875.48	6,959.64	5,213.33	6,323.03	14,888.56	21,547.72	19,874.33	15,791.94
Hotel Williams and Cottages	1,785.97	1,428.48	1,645.34	653.66	1,021.18	879.24	789.02	523.57	871.57	970.83	147.71	3,967.48	817.83	2,150.53
Cliffland Farm														
Total All Operations	95,988.75	81,037.58	54,281.07	104,023.96	93,523.90	169,309.43	103,157.74	105,176.41	51,967.24	3,329.27	36,181.90	59,954.72	15,620.16	77,144.14
RENTALS														
Lot Rentals	13,244.77	12,980.77	12,469.27	12,269.27	12,201.26	12,396.52	12,419.59	12,266.93	12,214.15	12,189.78	12,127.69	11,991.21	11,879.85	11,554.35
Land Rentals	10,449.45	10,759.54	10,405.71	10,127.24	11,146.41	9,232.46	8,002.36	8,444.75	8,225.49	8,457.78	8,300.78	8,131.99	8,448.05	8,944.01
Sundry Rentals			6.75	21.75	111.50	94.61	102.00	39.50	25.00	106.00	230.78	322.00	136.33	133.16
Rental of Equipment	172.00	861.00	273.75	56.00							4.23	52.30	42.00	
Total Rentals	23,866.22	24,601.31	23,155.48	22,474.26	23,459.17	21,723.59	20,523.95	20,751.18	20,964.64	20,753.04	20,663.50	20,497.50	20,508.23	20,531.52
SALES														
Real Estate and Timber Land Sales	181,519.61	44,999.28	10,647.47	28,602.94	8,186.34	41,105.40	63,265.64	1,010,167.92	2,961,542.28	29,270.78	34,309.20	77,719.00	113,189.25	65,667.25
Stumpage Sales - Outside Parties	29,481.87	33,575.51	58,106.97	18,863.29	6,131.14	101,925.91	408,703.90	253,444.63	92,852.55	82,967.26	104,107.94	109,377.52	100,445.12	57,860.05
Stumpage Sales - Other Operations	63,010.39	48,338.36	37,884.52	52,005.72	64,957.44									
Royalties Received	1,073.05	576.20	882.30	867.70	1,872.60	1,188.70	1,545.76	1,521.11	2,302.50	2,822.40	2,820.66	2,901.01	3,275.73	2,800.40
Land Products Sales	1,008.59	919.35	956.18	397.37	621.50	2,236.17	698.82	327.69	804.87	807.32	200.62	394.31	427.83	485.98
Total Sales	276,093.51	128,409.30	108,477.44	100,727.02	81,769.02	146,456.18	474,214.12	1,265,461.58	3,057,802.20	115,787.76	141,436.42	190,400.64	217,355.43	126,592.68
Less Cost of Land and Timber Sold	133,479.15	77,371.44	53,123.67	25,571.64	25,653.55	50,761.24	110,460.33	223,612.53	670,019.91	17,061.31	(3)	(3)	(3)	(3)
Net Profit on Land and Timber Sales	142,614.36	51,037.86	55,353.77	74,155.38	55,905.47	95,694.94	363,753.79	1,041,849.02	2,387,782.29	98,706.45				
MISCELLANEOUS REVENUES														
Cancellation of Unpaid Taxes on lands deeded to Superior Realty Company		71,430.19												
Miscellaneous Sales	1,240.91	338.75	402.78	1,590.16	1,730.95	753.20	1,624.31	642.76	1,040.46	1,069.50	3,479.38	291.35	918.03	8.30
Miscellaneous Earnings	522.05	447.51	820.75	654.11	854.72	853.13	1,488.66	449.01	1,230.30	644.48	951.36	3,247.13	1,138.07	6,684.37
Cancellation of Brunswick Lbr.Co.Contract			5,122.19	1,790.90										
Collection Fees														1.60
Profit on Sale of Beach Inn									12,340.31					
Munising Saw Mill Fire Insurance			2,508.46											
Profit on Sale of Osland House at Munising						546.39								
Selling Commissions Received			104.50											
Total	1,762.96	72,216.45	8,958.69	4,045.17	2,595.87	2,162.72	3,113.17	1,091.77	14,611.09	1,733.98	4,429.74	3,538.48	220.04	6,877.67
Gross Profit or Loss	\$264,232.29	\$28,693.20	\$142,699.01	\$204,698.77	\$78,484.21	\$288,890.68	\$490,948.65	\$1,168,668.38	\$2,475,225.26	\$117,864.20	\$202,713.55	\$154,482.10	\$233,563.86	\$76,656.73
DEBIT INCOME CHARGES														
Loss on William Horner Note		1,563.99												
Special War Tax		366.98	11.69		99.95	361.34	130.09		4,714.55	760.91	7.00	68.70	162.05	150.40
Uncollectible Accounts	36.00										77.49	4,006.54	21.90	91.05
Fire Loss											33,564.34	9,987.94	1,426.24	
Cancellation of Timber Rights										2,992.57				
Special Expenses on Account of Curtailment														255.83
Total Income Charges	36.00	1,930.97	11.69	99.95	361.34	130.09	471.45	4,714.55	3,753.48	33,648.83	14,065.18	1,610.19	497.28	497.28
Profit or Loss	\$264,196.29	\$28,692.23	\$142,687.32	\$204,698.77	\$78,394.26	\$288,529.34	\$490,418.56	\$1,168,668.38	\$2,470,510.71	\$114,110.72	\$169,064.73	\$140,416.92	\$232,073.67	\$76,161.45

STATEMENT OF PROFIT & LOSS BY OPERATIONS FOR THE YEARS 1922 TO 1935 INCLUSIVE

SHEET NO. 2.

	1935	1934	1933	1932	1931	1930	1929	1928	1927	1926	1925	1924	1923	1922
DEBIT EXPENSE OF OPERATING LAND DEPARTMENT														
Central Office Expense	\$47,062.62-(6)	\$44,669.04-(6)	\$36,089.53-(6)	\$33,992.67-(6)	\$55,372.42-(6)	\$65,415.16	\$63,045.49	\$62,817.62	\$59,285.15	\$53,985.23	\$67,150.86	\$68,656.97	\$65,152.81	\$58,993.39
Taxes	91,601.82	108,260.88-#	125,176.44	200,571.32	271,686.68	227,157.05	253,415.62	268,389.18	327,791.42	328,117.46	328,051.72	367,934.82	362,593.40	335,534.98
Other Expenses	7,130.52	7,818.79	5,210.05	7,590.50	15,495.38	16,093.97	20,559.72	15,617.65	19,056.06	20,336.84	29,537.40	26,935.46	37,988.24	13,159.91
Total Operating Land Department	145,794.96	160,748.71	166,476.02	342,154.49	342,554.49	338,666.18	337,020.83	340,824.45	406,113.63	408,439.53	425,029.98	463,527.25	465,734.45	407,688.28
Profit or Loss Current Year's Operation	118,401.33	66,213.52	23,788.70	37,455.72	174,170.23	80,136.84	153,397.73	827,843.93	2,064,398.08	288,328.81	255,975.25	323,110.33	213,660.78	331,526.83
DEBIT ADJUSTMENTS														
Cancellation of Fredeen's Operation	-	-	-	-	-	-	-	-	27,434.73	-	-	-	-	-
Dalton Sawmill Depreciation	-	-	-	-	-	-	-	-	15,190.64	-	-	-	-	-
Cancellation of Munising Woodenware Co.	-	-	-	-	-	-	-	-	-	-	-	-	-	-
Stumpage Sales	-	-	-	-	-	-	-	-	6,963.94	-	-	-	-	-
Grand Island Job - Logging Equipment	-	-	-	-	-	-	-	1,487.33	-	-	-	-	-	-
Munising Stock of Cedar	-	-	-	-	-	-	250.45	1,000.00	-	-	-	-	-	-
Expense of Survey of Lands by W. H. Manning	-	-	-	-	5,000.00	-	-	-	-	-	-	-	-	-
Cancellation of Mook Contract	-	-	-	-	-	-	-	-	-	-	-	-	-	-
Less Cost of Land & Timber Sold Mook Contract	-	-	-	-	-	-	-	31,882.31	-	-	-	-	-	-
Expense of Transferring Lumbering Department	-	-	-	-	-	-	-	10,179.42	-	-	-	-	-	-
Total Adjustments	-	-	-	-	7,148.09	-	250.45	24,170.22	49,569.31	-	-	-	-	-
MISCELLANEOUS														
Land Department Prop. of Lbrg. Dept. Profit & Loss	-	-	-	-	-	480.62	543.26	1,151.57	-	-	-	-	-	-
Northern Office Purchasing Department Expense	(4)-	(4)	(4)	(4)	(4)	(4)	(4)	505.85	-	-	-	-	-	-
Total Miscellaneous	-	-	-	-	-	480.62	543.26	1,657.42	-	-	-	-	-	-
Profit or Loss - C. O. I. Co.	118,401.33	66,213.52	23,788.70	37,455.72	174,318.32	49,656.22	153,690.54	802,016.29	2,014,808.77	288,328.81	255,975.25	323,110.33	213,660.78	331,526.83
Profit or Loss - Superior Realty Co.	10,239.26	79.94	18.44	545.31	121.26	5.06	33.81	905.66	1,941.13	58.56	49.84	142.58	3.61	16.30
Net Profit or Loss - Land Department	108,162.07-(6)	\$66,133.58-(6)	\$23,807.14-(6)	\$36,910.41-(6)	\$174,439.58-(6)	\$49,651.16	\$153,724.35	\$802,921.95	\$2,016,649.90	\$288,387.37	\$255,925.41-(5)	\$323,967.75-(5)	\$213,657.17-(5)	\$331,510.53-(5)
(Less Profit not shown on Profit & Loss Statement covering Chicago Great Western))))))))))))))
(Ry. Ties	15,271.10)))))))))))))
(Per Profit & Loss Statement	\$92,890.97)))))))))))))

- (1) Munising Mill Profit for these years do not include Munising Houses - Retail Yard Profit is included in these figures for all years.
 - (2) Munising Houses are included in these figures for these years only.
 - (3) This figure for these years is not available at this office.
 - (4) Northern Office Purchasing Department Expense was included in Central Office Expense for these years on Cost Sheets.
 - (5) To this loss should be added "Cost of Land and Timber Sold", which figures are not available at this office for these years.
 - (6) Included in these figures are the following charges made against the Land Department by our Cleveland Office: Year 1935, \$4,926.60 - Year 1934, \$4,954.95 - Year 1933, \$4, 570.65 - Year 1932, \$4,599.00 - Year 1931, \$11,440.00.
- # The 1934 Taxes are less this year on account of lands deeded to the Superior Realty Company. The Superior Realty Company has set up on its books \$12,834.39 representing the 1934 taxes on these lands.

LED:MD-3.
2/13/36.

THE CLEVELAND - CLIFFS IRON COMPANY

LAND DEPARTMENT

COMPARATIVE STATEMENT OF REVENUES FOR YEARS 1933, 1934, AND 1935.

	1935	1934	1933
Tie Mill Deliveries	\$124,278.41	\$112,724.11	\$ 91,185.80
Deliveries of Forest Products	450,269.42	373,644.13	235,042.42
Cook Camp Profits	2,581.36	5,522.86	3,322.03
Retail Yard Deliveries	33,601.52	28,340.68	20,080.63
Williams Hotel and Cottages	4,849.27	3,535.91	1,316.42
Grand Island Products Sales	6,086.18	6,049.14	3,551.68
Rented Buildings Earnings	8,953.53	8,403.93	6,630.00
Lot Rents - Pendill Location	334.25	355.00	331.00
C.I.M.Co. First Addition	1,841.02	1,841.02	1,841.02
do. Second do.	665.00	651.00	651.00
" Third "	3,024.00	2,997.00	2,982.00
" Fourth "	152.00	119.00	119.00
" Fifth "	1,163.50	1,156.00	1,156.00
" Bancroft Location	234.00	220.00	219.00
" Nebraska Location	120.00	120.00	120.00
" Hard Ore Addition	1,830.25	1,799.00	1,799.00
" Hard Ore Location	75.00	75.00	75.00
" Hematite Location	34.00	28.00	28.00
Excelsior Iron Co. Addition	20.00	13.00	13.00
Iron Cliffs Co. Salisbury Location	229.50	196.50	164.50
do. Winthrop do.	127.00	127.00	127.00
" Barnum "	934.00	943.00	835.00
Jackson Addition	1,255.25	1,255.25	1,247.25
Munising	225.00	284.50	108.50
Pioneer Iron Co. Second Addition	93.00	92.00	92.00
East New York Location	186.00	173.00	173.00
Lake Angeline Location	315.00	234.00	174.00
Chatham	-	5.00	5.00
Gwinn	61.00	59.00	72.00
C.C.I.Co. 1st Addition	326.00	236.50	137.00
C.C.I.Co. Harris Addition	-	1.00	-
Land Rents	10,449.45	10,759.54	10,405.71
Sundry Rentals	-	-	6.75
Real Estate Sales	173,193.61	41,234.28	9,897.47
Farm Land Sales	-	-	-
Town Lot Sales	8,326.00	3,765.00	750.00
Cordwood Sales - Other Operations	-	-	-
Forest Product Sales - Outside Parties	194.91	1,370.80	819.95
Forest Product Sales - Other Operations	63,010.39	48,338.36	37,884.52
Trespass Cases	294.19	206.77	713.46
Timber Sales	28,992.77	31,997.94	56,573.56
Land Product Sales	1,008.59	919.95	956.18
Royalties Received	1,073.05	576.20	882.30
Miscellaneous Sales	1,240.91	338.75	402.78
Miscellaneous Earnings	522.05	447.51	820.76
Cancellation of Brunswick Lbr. Co. Contract	-	-	5,122.19
Rental of Equipment	172.00	861.00	273.75
Selling Commissions Received	-	-	104.50
Munising Sawmill Fire Insurance	-	-	2,508.46
Cancellation of Unpaid Taxes on Lands Deeded Superior Realty Company	-	71,430.19	-
TOTALS	\$932,342.38	\$763,447.82	\$501,720.59

LED:MD-3.
2/11/36.

THE CLEVELAND - CLIFFS IRON COMPANY

LAND DEPARTMENT

COMPARISON OF ESTIMATED EXPENSES AND REVENUES FOR 1935 WITH ACTUAL

	EXPENSES		REVENUES	
	Estimated	Actual	Estimated	Actual
OPERATIONS				
Tie Mill Deliveries to Cliffs Dow Chemical Company	\$23,787.10	\$29,887.63	\$16,257.00	\$20,061.00
Other Tie Mill Deliveries	60,357.47	69,905.22	93,368.15	104,217.41
Log Deliveries to Cliffs Dow Chem. Co.	183,609.11	212,842.81	170,459.64	212,096.51
Other Log Deliveries	144,077.04	166,567.20	197,430.29	238,172.91
Total	411,830.72	479,202.86	477,515.08	574,547.83
Cook Camp Profits	2,380.25	2,354.31	4,300.25	2,581.36
Retail Yard	22,400.00	30,420.06	28,340.00	33,601.52
Grand Island	7,800.00	8,653.22	6,000.00	6,086.18
Hotel Williams	5,000.00	6,585.24	3,500.00	4,849.27
Rented Buildings	6,000.00	6,048.40	9,000.00	8,953.53
Saw Mill - Munising	1,368.72	1,366.85	-	-
TOTAL OPERATIONS	456,779.69	534,630.94	528,655.33	630,619.69
RENTALS				
Lot Rents			13,300.00	13,244.77
Land Rents			10,500.00	10,449.45
Sundry Rentals			-	-
Rental of Equipment			44.00	172.00
TOTAL RENTALS			23,844.00	23,866.22
LAND AND TIMBER SALES				
Real Estate and Timber			175,000.00	202,186.38
Town Lots			500.00	8,326.00
Trespasses			250.00	294.19
Miscellaneous Sales of Forest Products			200.00	194.91
TOTAL			175,950.00	211,001.48
STUMPAGE CHARGED OTHER OPERATIONS				
Cordwood			-	-
Forest Products			54,691.02	63,010.39
TOTAL			54,691.02	63,010.39
MISCELLANEOUS REVENUES				
Royalties			500.00	1,073.05
Miscellaneous Sales			300.00	1,240.91
Land Products			500.00	1,008.59
Miscellaneous Earnings			250.00	522.05
TOTAL			1,550.00	3,844.60
OTHER ITEMS				
Uncollectible Accounts		36.00		
TOTAL		36.00		
LAND DEPARTMENT EXPENSES				
Central Office	45,225.00	47,062.62		
Land Looking	5,300.00	4,574.35		
Other Expenses	2,265.00	2,433.94		
TOTAL	52,790.00	54,070.91		
GRAND TOTAL	\$509,569.69	\$588,737.85	\$784,690.35	\$932,342.38
(Taxes (Not Charged Operations)	\$103,200.00	\$ 91,601.82)		
(Back Taxes Paid	-	122.23)		
(Cost of Real Estate & Timber Sold	-	133,479.15)		
(Superior Realty Company Loss	-	10,239.26)		
(Profit on C.G.W.Rd.Co.Ties not shown on	-)		
(Profit & Loss	-	15,271.10)		
(250,713.56)		

THE CLEVELAND-CLIFFS IRON COMPANY

LAND DEPARTMENT

COMPARISON OF PRICES F.O.B. CARS MAIN LINE FOR FOREST PRODUCTS DELIVERED - 1922 TO 1935 INCLUSIVE

	UNIT	1935	1934	1933	1932	1931	1930	1929	1928	1927	1926	1925	1924	1923	1922
SAW LOGS:															
Maple	Per M Ft.	\$16.88	\$18.58	\$17.04	\$17.22	\$20.31	\$27.21	\$28.15	\$26.73	\$23.87	\$22.63	\$24.55	\$23.38	\$23.70	\$15.65
Soft Maple	"	15.00	17.00	-	17.00	20.22	26.00	26.07	21.61	17.55	19.85	-	-	-	-
Birch	"	22.61	23.56	21.25	17.83	21.66	36.50	54.79	34.89	29.94	28.65	31.38	33.13	33.11	20.07
Basswood	"	18.09	15.00	-	17.00	25.68	26.00	26.00	24.33	23.24	25.93	27.00	26.19	26.00	17.00
Beech	"	12.00	15.04	12.84	14.39	16.77	26.00	26.04	24.54	17.23	16.50	15.00	16.01	16.12	18.41
Ash	"	14.74	-	14.00	-	23.09	26.00	26.00	25.66	21.54	22.15	23.60	20.36	20.00	12.00
Elm	"	12.21	-	8.00	17.00	15.28	26.00	26.00	22.77	25.67	22.00	22.00	22.02	22.00	17.00
Cherry	"	16.46	20.13	21.13	17.00	17.36	26.00	20.91	22.67	23.41	17.95	12.00	14.05	14.00	10.00
Oak	"	-	-	-	-	-	-	-	-	-	25.00	25.00	-	26.00	-
Hemlock	"	11.41	11.20	8.71	9.13	11.51	13.02	14.63	14.93	15.19	12.91	13.16	15.58	16.88	12.15
Pine	"	18.63	18.07	15.25	15.63	19.46	21.92	25.32	23.74	27.28	29.79	29.76	26.00	26.00	20.00
Spruce	"	15.00	15.00	12.47	13.88	16.41	17.61	21.15	24.54	19.07	21.95	21.85	20.00	20.00	17.00
Balsam	"	-	10.00	-	-	-	18.00	-	13.85	14.90	14.00	14.19	15.00	15.00	12.00
Tamarack	"	-	10.00	-	-	-	-	-	26.00	-	12.98	13.85	16.00	16.00	12.00
Cedar	"	16.00	16.00	-	-	22.00	22.00	-	22.00	16.00	17.39	14.34	-	16.00	-
Chemical Logs	"	7.00	7.00	5.58	5.00	-	-	-	-	-	-	-	-	-	-
TIES:															
Cedar	Per Piece	.547	.549	.417	.419	.670	.734	.692	.661	.631	.535	.626	.71	.70	.45
Hemlock	"	.547	.549	.417	.419	.679	.841	.717	.737	.739	.64	.642	.69	.58	.56
Pine	"	.547	.549	-	-	-	-	.585	-	-	-	.605	-	-	-
Sawed Hardwood	"	.554	.588	.454	.545	.745	.857	.844	.834	.836	.776	-	-	-	-
Tamarack	"	.547	.549	-	-	-	-	-	-	-	-	-	.50	.47	-
CEDAR CUTS:															
9 in. & over	"	-	-	-	-	-	-	-	-	-	.50	.50	.35	.35	.35
7 in. to 8 in.	"	-	-	-	-	-	-	-	-	-	-	.18	.18	.18	.18
7 in. & under	"	-	-	-	-	-	-	-	-	-	-	-	-	.15	-
Cedar Posts	"	-	.082	-	-	.103	.131	-	.10	.089	.134	.168	.162	.13	.092
Cedar Poles	"	-	3.06	-	1.00	2.98	3.025	5.111	4.61	-	1.509	2.07	5.45	1.51	-
PULPWOOD:															
Spruce	Per Cord	8.00	8.00	-	-	9.15	10.53	11.00	12.00	11.29	10.98	11.04	10.85	10.20	7.00
Balsam	"	5.50	5.50	-	-	6.50	6.50	-	-	-	6.48	5.29	7.04	6.88	5.75
Hemlock	"	-	5.50	-	-	-	-	-	-	-	6.60	6.02	7.30	8.00	5.75
Peeled Balsam	"	-	7.00	-	-	9.53	9.00	-	-	-	-	-	-	-	-
Bark	"	-	-	-	-	-	-	-	-	-	-	8.73	10.50	8.01	8.00
5 ft. Lagging	"	-	-	-	-	-	-	-	-	-	-	5.71	5.74	5.18	-
7 ft. Lagging	Per 100 Lin.Ft.	.55	.55	-	-	-	.552	-	-	-	.595	.60	.58	-	.50
Stulls & Gribbing	Per Lin. Ft.	-	.02 ³ / ₄	-	-	-	-	-	-	.155	.06	.056	.067	.04	.075
Spruce Poles	"	.15	.15	-	-	-	-	-	-	-	-	.025	-	-	-
Mine Poles	Per 100 Lin.Ft.	.90	.90	-	-	-	-	-	-	-	-	1.025	-	-	-
8 ft. Hardwood Tie Cuts	Per Piece	-	-	-	-	-	-	-	-	.664	-	-	-	-	-
Refuse (Sawdust)	Per Ton	-	.50	-	-	-	-	.324	.50	.50	-	-	-	-	-
Piling	"	-	-	-	-	-	-	-	-	-	-	-	-	.08	-
SLABWOOD:															
Hardwood	Per Cord	3.32	3.24	2.70	3.29	4.00	4.00	4.00	4.00	3.98	-	-	-	-	-
Hemlock	"	1.75	1.50	-	-	-	-	-	2.33	2.50	-	-	-	-	-
MINE TIMBER:															
Hemlock	Per M Ft.	13.36	14.69	-	-	15.92	15.03	-	18.00	-	-	-	-	-	-
Spruce	"	-	14.69	-	-	-	-	-	18.00	-	-	-	-	-	-
Maple	"	16.19	15.56	20.07	-	19.25	18.41	-	22.00	-	-	-	-	-	18.00
Birch	"	16.19	15.56	-	-	19.25	18.41	-	-	-	-	-	-	-	-
Beech	"	16.19	15.56	-	-	19.25	18.41	-	-	-	-	-	-	-	-

came in during the summer of 1935 were extremely high.

Particular attention is called to the logging cost now prevailing in our lumber operations and it will be noted that although our wage rate and cost of supplies are now very close to what they were in 1928 and 1929 our average costs for the past two years are only about one-half what they were in those years.

FORESTRY AND CONSERVATION:

This continues to be a matter of very great concern and during the past year we have given considerable time and attention to it. Prior to the discontinuance of NRA we had a great many conferences with the State and Federal Forestry authorities in regard to Article X of the Lumber and Timber Code but since NRA has been discontinued, operations under this Article have not had any great compliance. We are, however, trying to cut over our lands and leave them in such condition that there will be a regrowth of young timber.

We continue to work in close harmony with both the Forestry and Conservation Departments of the Federal Government and the State of Michigan.

TAHQUAMENON FALLS NATIONAL PARK:

There has been considerable agitation for a great many years to acquire the Tahquamenon Falls area for either a State or National Park and during the past year we have had a great many conferences with both State and Federal authorities in regard to this matter. We have finally given an option on 2,284.87 acres of land owned by The Cleveland-Cliffs Iron Company which include both the Lower and Upper Falls with certain surrounding lands to the Federal Government for a consideration of \$198,349.61 and we are awaiting their action on this option which has been forwarded to Washington for consideration of the Department of Agriculture.

If the option we have given to the Federal Government is accepted and carried out it is planned to turn the land covered by the option over to the State of Michigan in exchange for certain tax delinquent lands now owned by the State of Michigan within the area of certain Federal Forests in the State of Michigan and, in that way, acquire the Tahquamenon Falls area for a State rather than a National Park.

It is hoped that this arrangement can be concluded because if it can be at the price we have quoted it will return to The Cleveland-Cliffs Iron Company all of

the money they have invested therein including original purchase price, taxes, carrying charges, interest on investment, and interest on taxes to January 1st, 1936.

This Tahquamenon Falls area is one of the beauty spots of the country and should be preserved for the use of the public.

UPPER PENINSULA DEVELOPMENT BUREAU:

This Association has continued during the year on a much more active basis than for the previous year due to the fact that they were able to finance their activities in much better volume than at any time during the past three or four years. The State of Michigan provided funds for advertising the State, part of which was allocated to this Association.

During the year the Development Bureau published a very remarkable booklet covering the Upper Peninsula which had a wide distribution and created very favorable comment.

NORTHERN HEMLOCK AND HARDWOOD MANUFACTURERS ASSOCIATION:

We continue our membership in this organization in order to keep in touch with lumber manufacturers and other timber owners. Your Land Agent is a member of the Board of Directors and a member of the Executive Committee and we are in close touch with all activities.

NATIONAL FORESTS:

We continue to work very closely with the Federal Government in the work of establishing and caring for the National Forests in our district and during the year we sold the Government 11,020.30 acres of cut-over land at a total price of \$23,452.92. These sales include some scattered areas of timber but the lands have been classed either as cut-over or waste. These sales are in addition to the timbered lands sold in the Dukes area above mentioned.

FOREST FIRES:

It is a pleasure to be able to again report that no fires of any consequence occurred on Company lands during the year.

TAXES:

The matter of taxes is always of grave concern with this Department due to the fact that our lands extend over such a large area and it requires very close

attention on the part of our staff to keep in contact with not only the assessing officers but also the spending bodies of the different political divisions in which we own property and pay large amounts of taxes.

The Fifteen Mill Law, passed three years ago by the Michigan Legislature, is of great value in keeping the several tax-spending bodies within bounds but we have had a number of districts in which the electors have taken advantage of a clause in the law wherein, by a vote of the people, the tax limit can be voted up to fifty mills in place of fifteen.

The total taxes paid on our lands for the year 1935 was \$101,999.55 as compared with \$114,013.50 in 1934.

ALGER COUNTY TAXPAYERS' ASSOCIATION:

We continue this Association which operates in Alger County with the same Manager in charge and his report for the year 1935 is attached.

The Association is doing excellent work in watching the local Township and City tax-paying bodies in order to endeavor to keep down expenditures.

CRUISERS:

During the past year we kept as many men as were necessary at work cruising and otherwise looking after the lands of the Company.

HOTEL WILLIAMS AND COTTAGES:

This Hotel was opened on July 1st and closed on September 15th.

The business was small again this year and we are finding it more difficult each year to interest people in a resort of this character.

The following statements show the receipts and expenditures in detail for the current year and for the years 1934 and 1933:

ALGER COUNTY TAXPAYERS' ASSOCIATION

EIGHTH ANNUAL REPORT

FOR THE PERIOD ENDING SEPTEMBER 30TH, 1955

OFFICERS

E. F. Bartels	President
O. E. Brown	Sec'y & Treasurer
J. I. Keeton	Manager

DIRECTORS

E. F. Bartels	Munising, Michigan
E. C. Erickson	Munising, Michigan
John M. Bush	Negaunee, Michigan
P. S. Hamilton	Newberry, Michigan
J. W. Wallace	Munising, Michigan
C. E. Good	Nahma, Michigan

ORGANIZED OCTOBER, 1947

ALGER COUNTY TAXPAYERS' ASSOCIATION

EIGHTH ANNUAL REPORT

I N D E X

General Remarks - - - - -	Page 1 - 3
Association Receipts & Disbursements - - - - -	4
Assessed Valuation, Ass'n Members & Others - - - - -	5 - 9
Alger County Tax Rates, 1935 - - - - -	10
Graph Showing Total Taxes 1927 - 1935 - - - - -	11
Graph Showing Total Tax Rates 1927-1935 - - - - -	12
Graph Showing Total Valuation as Assessed & As Equalized	13
Comparative Statement of State & County Taxes - - - - -	14
Delinquent Taxes - - - - -	15
Assessed valuation, Taxes, & Expenditures Per Capita	16- 19
Graph Showing Expenditures Per Capita - - - - -	20
Alger County General Fund Expenditures - - - - -	21
State Institutional Charges For 1935 and 1934 - - - - -	22- 23
Alger County Road Commission - - - - -	24- 25
Alger County Poor Commission - - - - -	26
Au Train Township - - - - -	27
Burt Township - - - - -	28
Grand Island Township - - - - -	29
Limestone Township - - - - -	30
Mathias Township - - - - -	31
Munising Township - - - - -	32
Onota Township - - - - -	33
Rock River Township - - - - -	34
Graph Showing Township Expenditures - - - - -	35
City of Munising - - - - -	36- 37
Au Train Township Schools - - - - -	38
Burt Township Schools - - - - -	39
Grand Island Township Schools - - - - -	40
Limestone Township Schools - - - - -	41
Mathias Township Schools - - - - -	42
Munising Township Schools - - - - -	43
Onota Township Schools - - - - -	44
Rock River Township Schools - - - - -	45
Graph Showing School Expenditures - - - - -	46
Primary, Primary Supplement, Equalization, and Library Apportionments - - - - -	47
Comparative School Statement - - - - -	48
Bonded and Other Indebtedness - - - - -	49- 50

1

ALGER COUNTY TAXPAYERS' ASSOCIATION

EIGHTH ANNUAL REPORT

The Association submits the eighth annual report covering the political units of Alger County. The fiscal year for the Association ends September 30. The assessed valuations of the Association members in the several units are for the year 1934. In all statements a period of twelve months is used but the fiscal periods of the units are not uniform.

The Association budget was \$3,200, the same as for the previous year, but the cash balance on hand at the close of the year was \$228.83. This compares with \$450.77 at the beginning of the period. During the year Mr. W. A. Munro, who was president of the Association since its organization, resigned his position with the Munising Paper Company and Mr. E. F. Bartels, auditor of the Munising Paper Company, was elected president of the Association.

Federal and state funds were used throughout the year for relief of indigents, and the amount expended through the Alger County Poor Commission was approximately the same as for the previous year. The average case load carried on the Emergency Relief was 513 and the total expenditures for a twelve months' period ending September 30, 1935 were as follows:

Direct relief	53,201.77
Work relief	55,885.50
Administration cost	11,301.74
Seeds	53.16
Total	120,442.16

At the present time employable indigents have been taken over by the WPA, and the estimated expenditures of the ERA for twelve months beginning October 1, 1935 are \$47,200.

In October a special election was held to vote on the proposition of increasing the county tax two mills in addition to the allotment of seven mills made by the county tax commission from the fifteen mill amendment. This requires a two-thirds majority, and was lost by a substantial margin. The mills given the county by the county tax commission were increased from five to seven, and had this election carried they would have had a total increase of four mills. Resolution for this election was passed by the county board because the state auditor general was holding up all Alger County Road funds against payments due the state for Alger County inmates of state institutions. The county had withheld payments on this expense since the beginning of 1932. Payments made by the county during this year amounted to a total of \$17,930.54, \$9,277.57 of which was provided from delinquent tax revenues, and the balance from the debt service

tax levied last year. The delinquent tax payment was made since the election, and state funds to the County Road Commission have now been released.

The taxes paid prior to September first without penalty and the moratorium payments on taxes covering 1932 and previous years have not been distributed by the county treasurer. With these receipts and those from the delinquent tax sale coming next May, it is believed that the revenue to the county from these sources will put them in better shape financially than they have been in for a number of years.

The 1935 tax levy for all units in Alger County amounted to \$182,598.80 which compares with \$207,639.40 for the previous year, a decrease of \$24,040.60. Since this Association was organized in 1927, the assessed valuation of the county has decreased thirty-five per cent, and during the same period the tax levies have decreased sixty-seven per cent. Per capita expenditures, which include all school, township, city, county, and county road expenditures, were \$57.24 for the year compared with \$54.60 for the previous year, an increase of \$2.64. Compared with 1931, however, there is a very substantial decrease as the per capita expenditures for that year amounted to \$88.50.

In making the comparative statements covering the townships, we have not included receipts handled by the township treasurer which are simply passed on to other units, such as primary school money. These statements now show receipts and expenditures for township purposes only. We believe that in making the statements in this manner it gives a better conception of these operations.

The townships generally are getting in better shape than at any time since the beginning of the depression. With the large tax delinquencies of 1931 and 1932 and the operation of the fifteen mill amendment in 1933, township revenues were decreased very acutely and many officials did not see the handwriting on the wall and curtail expenditures to the basis of income. This resulted in deficits represented by outstanding orders, but these are gradually being taken up and the situation is much improved. The largest deficits were in Burt, Onota, and Munising Townships. The last twenty per cent of the township roads will be taken over by the County Road Commission on April first next. There will then be no road expense to any of the townships except for streets in platted villages, and these will go over on April 1, 1937.

The Thatcher-Saur school act passed by the last legislature increases the state appropriations for school operations and, with the exception of the Onota Schools, the red balances are being cleared up. Beginning September 1, 1935, the Onota Schools made some sharp reductions in expense which will bring their expense to their income. It will be necessary that they make some further reductions in order to clear up the deficit which was built up during the last four years.

During the year two changes were made in the personnel of the Alger County Road Commission. Mr. C. C. Brown resigned, and Mr. John H. Gattiss was removed by the county board. This action was brought about through pressure by the state highway department, and with the new setup it is believed that the county and state will work in cooperation and that there should be no further difficulties.

The Munising City water plant operated during the year at a profit of \$9,177.95, an increase of \$758.70 over the previous year. This increase is made up of a decrease in operating costs of \$562.12 and an increase in revenue amounting to \$196.58. On the other hand, the city coal operations show a loss of \$1,081.90.

In conclusion we thank the members and directors for their continued cooperation. The financial depression has continued throughout the year but not to the acute point of the previous year. Business conditions in this area are generally better than a year ago, unemployment has decreased, and indications are for a continuation of this improved condition.

Statistical and comparative statements covering the several units follow,

Respectfully submitted,

J. I. Keston, Manager

JIK:ES

ALGER COUNTY TAXPAYERS' ASSOCIATION

STATEMENT OF RECEIPTS AND DISBURSEMENTS FOR THE YEAR ENDING
SEPTEMBER 30, 1935

RECEIPTS

Cleveland Cliffs Iron Company	1,458.68	
Munising Paper Company	735.35	
East Jordan Lumber Company	159.37	
Newberry Lumber & Chemical Co.	156.42	
Bay de Noquet Company	138.24	
Jackson & Tindle, Inc.	119.98	
Oliver Iron Mining Company	95.73	
First National Bank of Alger Co.	76.37	
Munising Woodenware Company	69.52	
Wisconsin Land & Lumber Company	67.62	
Michigan Gas & Electric Company	60.25	
I. Stephenson Company	56.83	
Sam Marks	23.82	
J. M. Longyear Estate	1.82	
Total		3,200.00

EXPENDITURES

Salaries	2,553.75	
Office Rent	120.00	
Office Light	20.58	
Telephone and Telegraph	51.20	
automobile Mileage	462.58	
Travel	24.78	
Office Supplies & Expense	99.92	
Postage & Box Rent	65.00	
Papers & Periodicals	9.80	
Special Expense	14.55	
Total		3,421.94

Cash on Hand September 30, 1934	450.77
Total Receipts	<u>3,200.00</u>
Total Received & On Hand	3,650.77
Expenditures	<u>3,421.94</u>

BALANCE SEPTEMBER 30, 1935 228.83

RECEIPTS BY FISCAL YEARS

1927-1928	4,733.03
1928-1929	5,000.00
1929-1930	5,018.96
1930-1931	5,181.04
1931-1932	4,701.78
1932-1933	2,000.00
1933-1934	3,200.00
1934-1935	3,200.00

ALGER COUNTY TAXPAYERS' ASSOCIATION

STATEMENT SHOWING 1934 ASSESSED VALUATION OF PROPERTY OWNED BY THE
MEMBERS OF THE ALGER COUNTY TAXPAYERS' ASSOCIATION, PROPERTY OWNED
BY OTHERS, AND PERCENTAGES.

	<u>VALUATION</u>	<u>PERCENT</u>	<u>PER CENT PREVIOUS YEAR</u>
<u>AU TRAIN TOWNSHIP</u>			
Newberry Lumber & Chemical Co.	29,370.00	4.89	4.61
Bay de Noquet Company	116,030.00	19.31	17.30
Munising Paper Company	1,680.00	.28	.26
Jackson & Tindle, Inc.	920.00	.15	.71
Cleveland Cliffs Iron Company	159,760.00	26.58	27.24
TOTAL TAXPAYERS' ASS'N	307,760.00	51.21	50.62
All Other Property	293,240.00	48.79	49.38
TOTAL AU TRAIN TOWNSHIP	601,000.00	100.00	100.00
<u>BURT TOWNSHIP</u>			
Newberry Lumber & Chemical Co.	158,850.00	10.53	10.60
Munising Paper Company	61,050.00	4.05	4.06
Jackson & Tindle, Inc.	51,650.00	3.42	3.49
Cleveland Cliffs Iron Company	859,190.00	56.97	57.01
TOTAL TAXPAYERS' ASS'N	1,130,740.00	74.97	75.16
All Other Property	377,460.00	25.03	24.84
TOTAL BURT TOWNSHIP	1,508,200.00	100.00	100.00
<u>GRAND ISLAND TOWNSHIP</u>			
Cleveland Cliffs Iron Company	219,270.00	87.90	89.56
All Other Property	30,175.00	12.10	10.44
TOTAL GRAND ISLAND TOWNSHIP	249,445.00	100.00	100.00
<u>LIMESTONE TOWNSHIP</u>			
Oliver Iron Mining Company	-	-	34.16
I. Stephenson Company	50,530.00	12.39	11.27
Wisconsin Land & Lumber Co.	67,750.00	16.62	22.18
TOTAL TAXPAYERS' ASS'N	118,280.00	29.01	67.61
All Other Property	289,525.00	70.99	32.39
TOTAL LIMESTONE TOWNSHIP	407,805.00	100.00	100.00
<u>MATHIAS TOWNSHIP</u>			
Bay de Noquet Company	84,675.00	29.56	27.42
Cleveland Cliffs Iron Company	75.00	.03	.03
TOTAL TAXPAYERS' ASS'N	84,750.00	29.59	27.45
All Other Property	201,695.00	70.41	72.55
TOTAL MATHIAS TOWNSHIP	286,445.00	100.00	100.00

	<u>VALUATION</u>	<u>PERCENT</u>	<u>PER CENT PREVIOUS YEAR</u>
<u>MUNISING TOWNSHIP</u>			
Newberry Lumber & Chemical Co.	34,335.00	3.99	4.20
Bay de Noquet Company	3,950.00	.46	.54
Munising Paper Company	18,725.00	2.17	2.09
Jackson & Tindle, Inc.	1,875.00	.22	.02
Michigan Gas & Electric Co.	9,000.00	1.04	1.16
Cleveland Cliffs Iron Company	572,200.00	66.46	64.07
TOTAL TAXPAYERS' ASS'N	640,085.00	74.34	72.08
All Other Property	220,920.00	25.66	27.92
TOTAL MUNISING TOWNSHIP	861,005.00	100.00	100.00

<u>ONOTA TOWNSHIP</u>			
Newberry Lumber & Chemical Co.	5,000.00	.71	.70
J. M. Longyear Estate	-	-	.39
East Jordan Lumber Company	212,640.00	30.30	30.52
Cleveland Cliffs Iron Co.	205,020.00	29.22	29.30
TOTAL TAXPAYERS' ASS'N	422,660.00	60.23	60.91
All Other Property	279,030.00	39.77	39.09
TOTAL ONOTA TOWNSHIP	701,690.00	100.00	100.00

<u>ROCK RIVER TOWNSHIP</u>			
Oliver Iron Mining Co.	-	-	.48
I. Stephenson Company	23,600.00	4.92	7.70
East Jordan Lumber Company	23,200.00	4.83	4.69
Cleveland Cliffs Iron Company	1,370.00	.29	.29
Wisconsin Land & Lumber Company	4,300.00	.87	1.95
TOTAL TAXPAYERS' ASS'N	52,370.00	10.91	15.11
All Other Property	427,700.00	78.09	84.89
TOTAL ROCK RIVER TOWNSHIP	480,070.00	100.00	100.00

<u>MUNISING CITY</u>			
Sam Marks	30,800.00	1.26	1.41
Munising Woodenware Company	102,870.00	4.22	4.11
Munising Paper Company	1,023,900.00	42.03	40.24
Jackson & Tindle, Inc.	114,610.00	4.70	4.81
Michigan Gas & Electric Co.	74,550.00	3.06	3.15
Cleveland Cliffs Iron Company	89,195.00	3.66	3.87
First National Bank of Alger Co.	94,900.00	3.90	4.52
TOTAL TAXPAYERS' ASS'N	1,530,625.00	62.83	62.11
All Other Property	905,545.00	37.17	37.89
TOTAL MUNISING CITY	2,436,370.00	100.00	100.00

ALGER COUNTY TAXPAYERS' ASSOCIATION

COMPARATIVE STATEMENT OF THE ASSESSED VALUATIONS OF MEMBERS FOR 1934 AND 1933, SHOWING INCREASES AND DECREASES

	VALUATION 1934	VALUATION 1933	INCREASE	DECREASE
<u>NEWBERRY LUMBER & CHEMICAL CO.</u>				
Au Train Township	29,370.00	29,370.00		
Burt Township	158,850.00	159,450.00		600.00
Munising Township	34,335.00	37,760.00		3,425.00
Onota Township	5,000.00	4,875.00	125.00	
Total	227,555.00	231,455.00		3,900.00
<u>OLIVER IRON MINING CO.</u>				
Limestone Township	-	139,250.00		139,250.00
Rock River Township	-	2,400.00		2,400.00
Total	-	141,650.00		141,650.00
<u>J. M. LONGYEAR ESTATE</u>				
Onota Township	-	2,700.00		2,700.00
<u>BAY DE NOUVEAU COMPANY</u>				
Au Train Township	116,030.00	113,500.00	2,530.00	
Mathias Township	84,675.00	86,100.00		1,505.00
Munising Township	3,950.00	4,880.00		930.00
Total	204,655.00	204,560.00	95.00	
<u>SAM MARKS</u>				
Munising City	30,800.00	35,250.00		4,450.00
<u>I. STEPHENSON CO.</u>				
Limestone Township	50,530.00	45,967.00	4,563.00	
Rock River Township	23,600.00	39,130.00		14,530.00
Total	74,130.00	84,097.00		9,967.00
<u>MUNISING WOODENWARE CO.</u>				
Munising City	102,870.00	102,870.00		
<u>EAST JORDAN LUMBER CO.</u>				
Onota Township	212,640.00	212,620.00	20.00	
Rock River Township	23,200.00	23,200.00		
Total	235,840.00	235,820.00	20.00	
<u>MUNISING PAPER COMPANY</u>				
Au Train Township	1,680.00	1,640.00	40.00	
Burt Township	61,050.00	61,050.00		
Munising Township	18,725.00	18,725.00		
Munising City	1,023,900.00	1,006,710.00	17,190.00	
Total	1,105,355.00	1,088,125.00	17,230.00	

	<u>1934</u>	<u>1933</u>	<u>INCREASE</u>	<u>DECREASE</u>
<u>JACKSON & TINDLE, INC.</u>				
Au Train Township	920.00	4,520.00		3,600.00
Burt Township	51,650.00	52,450.00		800.00
Munising Township	1,875.00	205.00	1,670.00	
Munising City	<u>114,610.00</u>	<u>120,360.00</u>		<u>5,750.00</u>
Total	169,055.00	177,535.00		8,480.00
<u>MICHIGAN GAS & ELECTRIC CO.</u>				
Munising Township	9,000.00	10,400.00		1,400.00
Munising City	<u>74,550.00</u>	<u>78,750.00</u>		<u>4,200.00</u>
Total	83,550.00	89,150.00		5,600.00
<u>CLEVELAND CLIFFS IRON CO.</u>				
Au Train Township	159,760.00	175,690.00		13,930.00
Burt Township	859,190.00	857,690.00	1,500.00	
Grand Island Township	219,270.00	219,270.00		
Mathias Township	75.00	75.00		
Munising Township	572,200.00	575,795.00		3,595.00
Onota Township	205,020.00	204,085.00	935.00	
Rock River Township	1,370.00	1,440.00		70.00
Munising City	<u>89,195.00</u>	<u>96,820.00</u>		<u>7,625.00</u>
Total	2,106,080.00	2,128,865.00		22,785.00
<u>FIRST NATIONAL BANK OF ALGER CO.</u>				
Munising City	94,900.00	113,000.00		18,100.00
<u>WISCONSIN LAND & LUMBER CO.</u>				
Limestone Township	67,750.00	90,425.00		22,675.00
Rock River Township	<u>4,200.00</u>	<u>9,640.00</u>		<u>5,440.00</u>
Total	71,950.00	100,065.00		28,115.00
<u>GRAND TOTAL</u>	4,506,740.00	4,735,142.00		228,402.00

RECAPITULATION

	<u>VALUATION</u>	<u>PERCENT</u>	<u>PER CENT PREV. YEAR</u>
Bay de Noquet Company	204,655.00	2.72	2.66
Wisconsin Land & Lumber Co.	71,950.00	.96	1.30
East Jordan Lumber Company	235,840.00	3.13	3.06
Cleveland Cliffs Iron Company	2,106,080.00	27.96	27.64
Jackson & Tindle, Inc.	169,055.00	2.24	2.30
Michigan Gas & Electric Co.	83,550.00	1.11	1.16
Sam Marks	30,800.00	.41	.46
Newberry Lumber & Chemical Co.	227,555.00	3.02	3.00
J. M. Longyear Estate	-	-	.04
Munising Woodenware Company	102,870.00	1.37	1.34
First National Bank of Alger Co.	94,900.00	1.26	1.47
Munising Paper Company	1,105,355.00	14.68	14.15
I. Stephenson Company	74,130.00	.98	1.09
Oliver Iron Mining Company	-	-	1.84
	<hr/>	<hr/>	<hr/>
TOTAL TAXPAYERS' ASS'N	4,506,740.00	59.84	61.49
All Other Property	3,025,290.00	40.16	38.51
	<hr/>	<hr/>	<hr/>
TOTAL ALGER COUNTY	7,532,030.00	100.00	100.00

ALGER COUNTY

TAXES PER \$1,000.00 ASSESSED VALUATION FOR 1935

	<u>AU TRAIN</u>	<u>BURT ISLAND</u>	<u>GRAND ISLAND</u>	<u>LIME- STONE</u>	<u>MA- THIAS</u>	<u>MUNI- SING</u>	<u>ONOTA</u>	<u>ROCK RIVER</u>	<u>MUNI- SING CITY</u>
County Tax	7.05	7.00	7.00	7.01	7.06	7.00	7.01	7.04	7.00
Township	1.00	2.00	1.20	3.00	2.01	3.00	2.01	4.03	
Township Debt		1.50							
School	7.05	6.00	3.00	5.01	6.06	5.00	6.01	4.03	5.00
School Debt		7.06				7.90			7.82
City Tax									15.58
City Debt									3.34
Total 1935	15.10	23.56	11.20	15.02	15.13	22.90	15.03	15.10	38.74
Total 1934	16.37	23.60	11.54	16.30	38.61	24.42	16.28	16.30	41.53
Total 1933	14.92	25.22	8.08	14.82	36.40	21.78	19.31	14.86	37.41
Total 1932	23.94	35.91	12.80	46.98	21.02	42.64	33.03	40.76	46.71
Total 1931	25.53	46.88	19.45	60.86	64.00	46.84	43.31	48.80	46.09
Total 1930	22.73	46.95	16.09	61.53	62.31	50.49	43.11	59.71	52.10
Total 1929	23.19	46.43	17.02	45.75	60.16	50.38	42.54	72.72	48.76
Total 1928	22.63	45.32	17.80	51.82	46.13	46.18	47.61	69.80	49.62
Total 1927	24.52	48.69	18.55	66.36	46.52	46.22	74.64	72.28	50.83

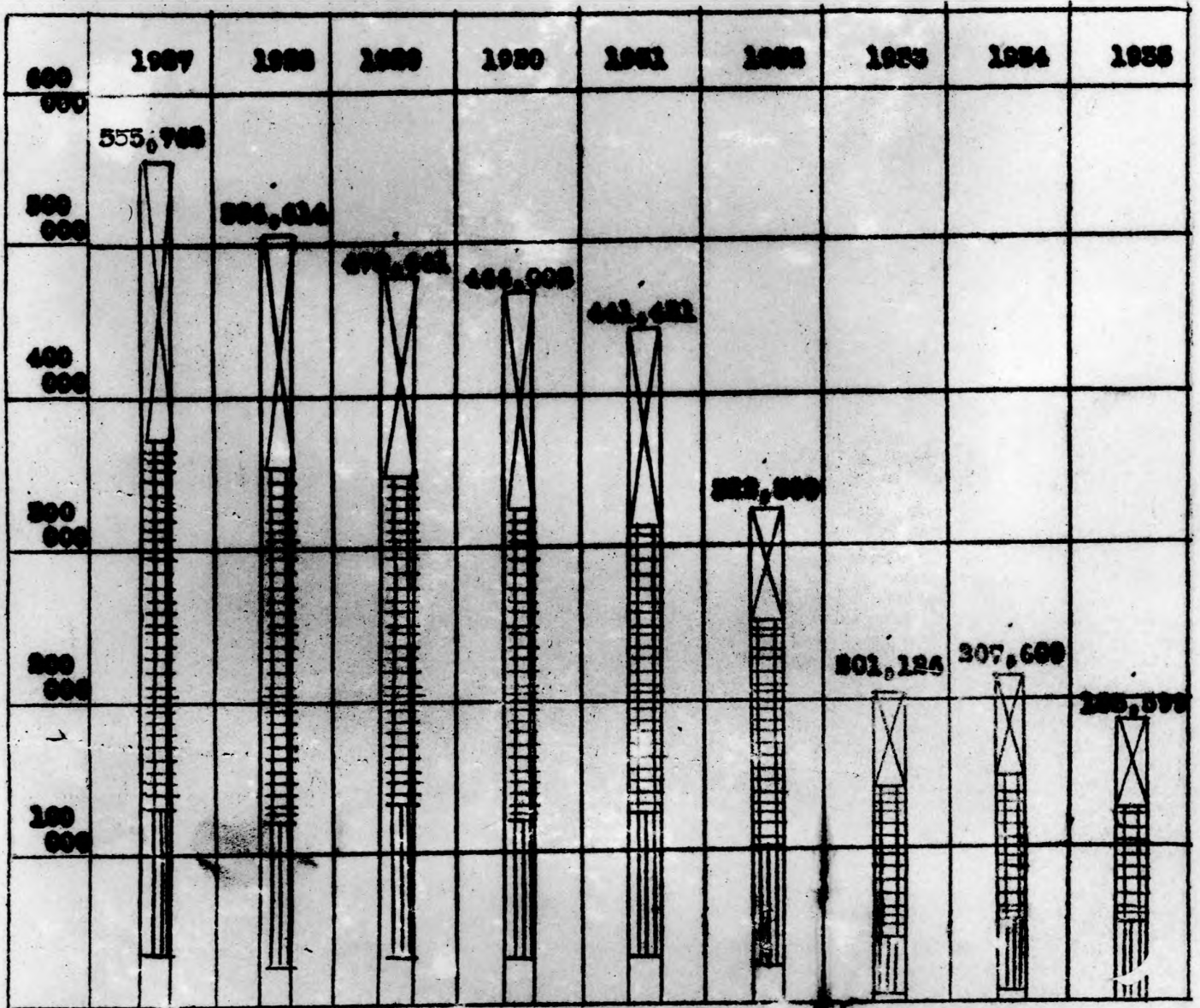
COMPARATIVE STATEMENT OF TOTAL VALUATIONS, TAX LEVIES, AND RATES

	<u>VALUATION</u>	<u>TOTAL TAX</u>	<u>RATE</u>
1935	7,212,719.00	185,598.80	25.45
1934	7,532,030.00	207,609.49	27.57
1933	7,700,941.00	201,126.42	26.12
1932	7,902,107.00	322,309.53	40.78
1931	9,757,952.00	441,421.20	45.24
1930	9,695,381.00	466,003.03	48.06
1929	10,305,996.00	478,661.04	46.45
1928	11,030,635.00	506,613.82	45.93
1927	11,046,947.00	555,762.93	50.31
1926	12,213,115.00	560,317.24	45.87
1925	12,757,168.00	601,114.83	47.79
Decrease from 1925 to 1935	45.46%	69.46%	46.75%

ALONZA COUNTY

TOTAL TAXES LEVIED 1927 TO 1935 INCLUSIVE.

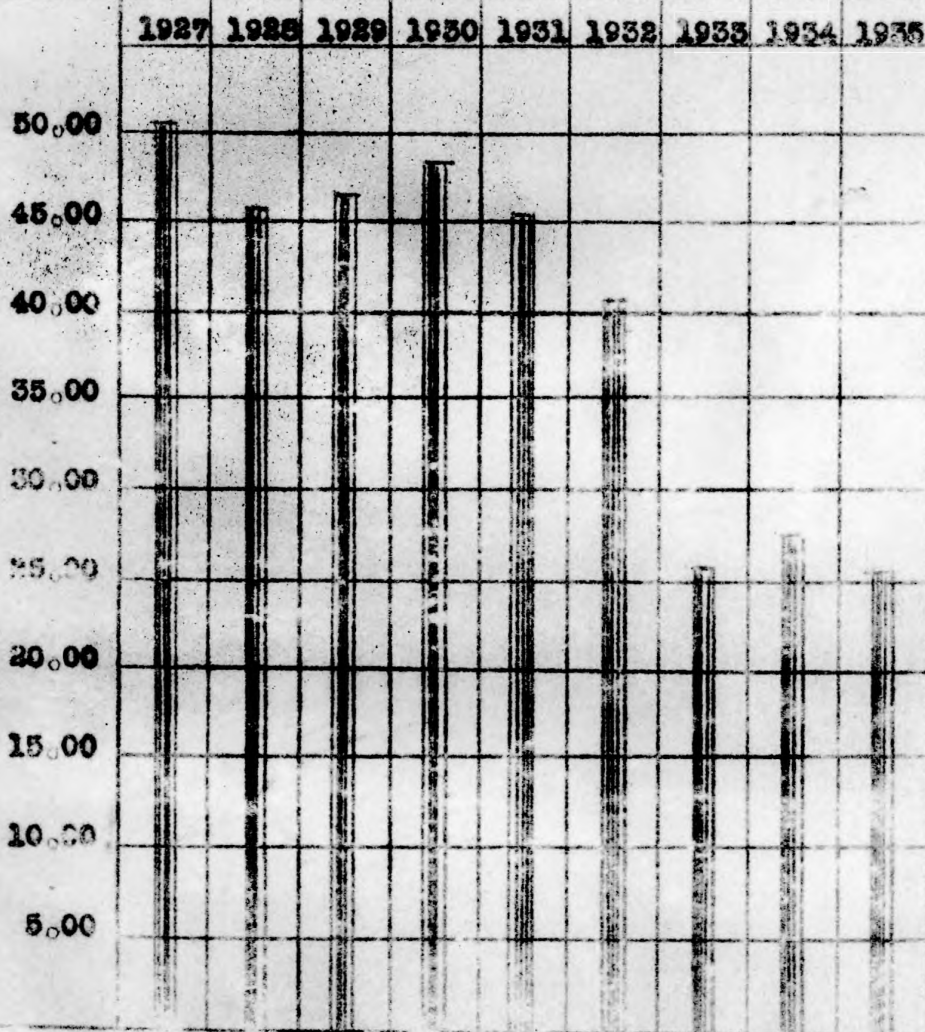
STATE TAX  SCHOOL TAX 
 COUNTY TAX  LOCAL TAX 



ALGER COUNTY

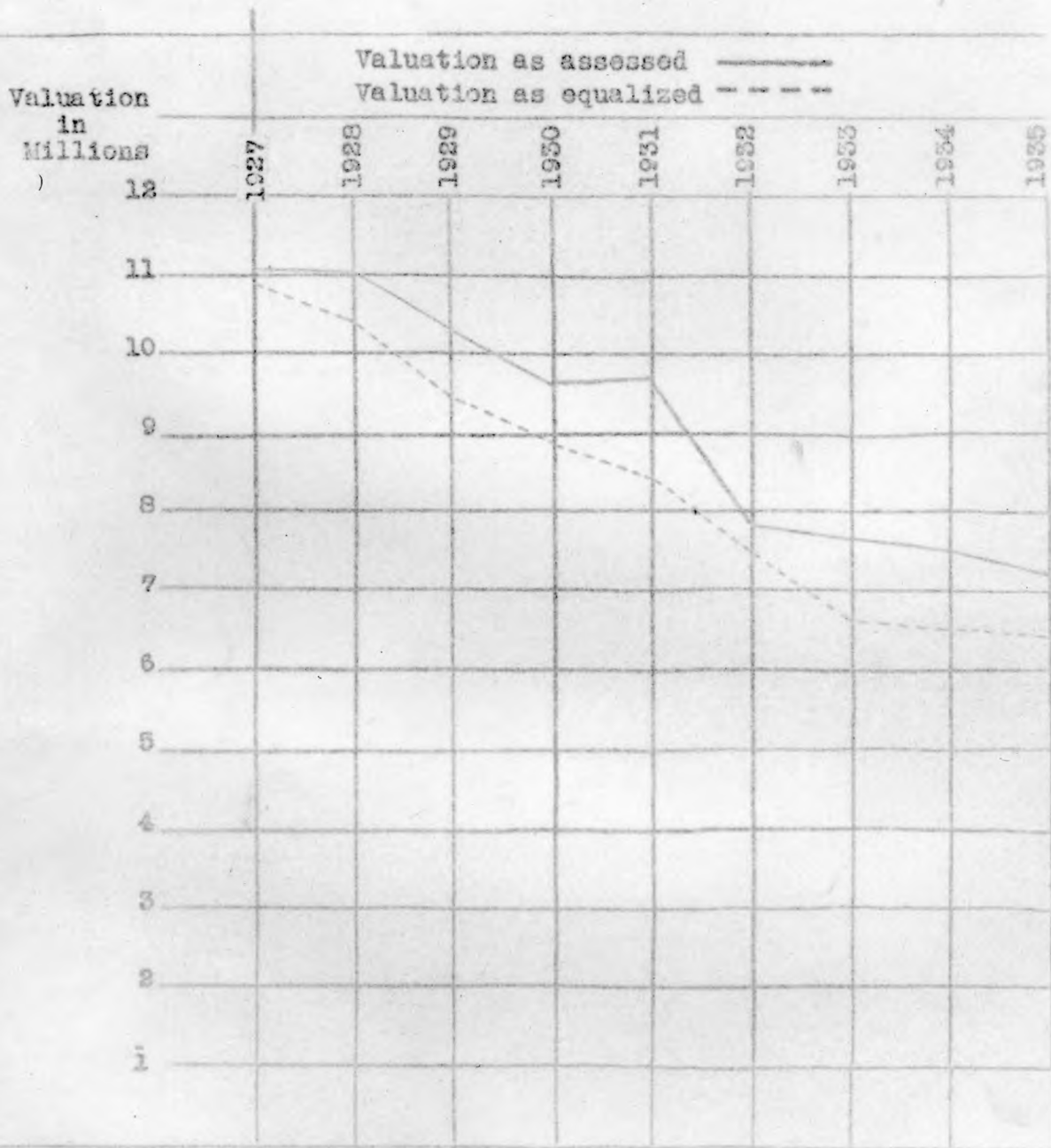
TOTAL TAX RATES 1927 TO 1935 INCLUSIVE

SHOWN IN MILLS PER \$ 1 000.00 VALUATION



ALGER COUNTY

TOTAL VALUATION AS ASSESSED AND AS EQUALIZED BY THE STATE BOARD OF EQUALIZATION



ALGER COUNTYCOMPARATIVE STATEMENT OF STATE AND COUNTY TAXES FOR 1935 AND 1934

	<u>1935</u>	<u>1934</u>	<u>INCREASE</u>	<u>DECREASE</u>
<u>STATE TAX</u>				
Au Train Township		330.57		330.57
Burt Township		829.56		829.56
Grand Island Township		137.21		137.21
Limestone Township		224.31		224.31
Mathias Township		157.55		157.55
Munising Township		473.58		473.58
Onota Township		385.95		385.95
Rock River Township		264.05		264.05
Munising City		<u>1,340.09</u>		<u>1,340.09</u>
Total		4,142.87		4,142.87
Per Cent Decrease				100%
Rate in mills		.58		.58
<u>COUNTY TAX</u>				
Au Train Township	3,703.45	3,005.00	697.45	
Burt Township	9,497.43	7,541.00	1,956.43	
Grand Island Township	1,746.11	1,247.23	498.88	
Limestone Township	2,647.50	2,039.02	608.48	
Mathias Township	2,010.05	1,432.23	577.82	
Munising Township	5,847.61	4,305.03	1,542.58	
Onota Township	4,810.78	3,508.45	1,302.33	
Rock River Township	3,128.30	2,400.35	727.95	
Munising City	<u>17,098.80</u>	<u>12,181.85</u>	<u>4,916.95</u>	
Total	50,489.03	37,660.16	12,828.87	
Per Cent Increase			34.03%	
Rate in mills	7.00	5.00	2.00	
<u>COUNTY DEBT TAX</u>				
Au Train Township		881.13		881.13
Burt Township		2,211.19		2,211.19
Grand Island Township		365.71		365.71
Limestone Township		597.89		597.89
Mathias Township		419.96		419.96
Munising Township		1,262.33		1,262.33
Onota Township		1,028.76		1,028.76
Rock River Township		703.84		703.84
Munising City		<u>3,571.99</u>		<u>3,571.99</u>
Total		11,042.80		11,042.80
Per Cent Decrease				100%
Rate in mills		1.52		1.52
Total County & Co. Debt Tax	50,489.03	48,702.96	1,786.07	
Per Cent Increase			3.67	

DELINQUENT TAXESSTATEMENT BY ASSESSMENT DISTRICTS FOR THE YEAR 1934

	<u>TOTAL TAX LEVIED</u>	<u>RETURNED DELINQUENT</u>	<u>PERCENT DELQ. 1934</u>	<u>1933</u>
Am Train Township	9,830.26	1,516.11	15.42	15.52
Burt Township	35,677.15	12,219.00	34.25	34.92
Grand Island Township	2,850.15	70.82	2.48	4.30
Limestone Township	6,655.36	2,389.76	35.91	18.74
Mathias Township	11,062.96	3,519.71	31.82	32.49
Munising Township	21,052.97	3,824.64	18.17	19.56
Onota Township	11,416.55	939.90	8.23	8.80
Reek River Township	7,824.48	3,399.09	43.44	38.06
Munising City	105,956.61	17,355.87	16.38	16.20
Total 1934	212,326.49	45,234.90	21.30	
" 1933	209,615.37	44,599.72	21.28	
" 1932	327,708.78	172,669.42	52.69	
" 1931	444,731.48	139,292.34	31.32	
" 1930	471,558.17	66,559.66	14.11	
" 1929	451,589.37	59,123.23	12.38	
" 1928	510,180.60	57,926.55	11.35	
" 1927	559,887.05	66,503.38	11.88	

REAL AND PERSONAL DELINQUENT, 1934

Delinquent Personal	1,527.85
Delinquent Real	<u>43,707.05</u>
Total	45,234.90

ALGER COUNTY

STATEMENT SHOWING 1935 PER CAPITA ASSESSED VALUATIONS, TAX LEVIES AND EXPENDITURES BASED ON THE U. S. CENSUS FOR 1930, AND SUBDIVIDED ACCORDING TO POLITICAL UNITS.

	AMOUNT	PER CAPITA	
		1935	1934
<u>AU TRAIN TOWNSHIP</u>			
Population	536		
Assessed Valuation	528,921.00	986.79	1,121.27
TAXES LEVIED:			
State Tax	-	-	.62
County Tax	3,702.45	6.91	7.25
School Tax	3,702.45	6.91	8.07
Local (Inc. Rejected Tax 49.36)	578.28	1.07	2.41
Total Taxes	7,983.18	14.89	18.35
EXPENDITURES:			
School	7,060.49	13.17	15.83
Local	2,041.50	3.81	3.38
Total Expenditures	9,101.99	16.98	19.21
<u>BURT TOWNSHIP</u>			
Population	518		
Assessed Valuation	1,356,775.00	2,619.26	2,911.58
TAXES LEVIED:			
State Tax	-	-	1.60
County Tax	9,497.43	18.33	18.82
School Tax	17,640.65	34.06	39.56
Local (Inc. Rejected Tax 111.09)	4,824.64	9.31	8.72
Total Taxes	31,962.72	61.70	68.70
EXPENDITURES:			
School	25,630.00	49.48	35.53
Local	9,043.40	17.46	18.98
Total Expenditures	34,673.40	66.94	54.51
<u>GRAND ISLAND TOWNSHIP</u>			
Population	24		
Assessed Valuation	249,445.00	10,393.54	10,393.54
TAXES LEVIED:			
State Tax	-	-	5.72
County Tax	1,746.11	72.75	67.20
School Tax	748.34	31.18	41.67
Local (Inc. Rejected Tax 23.73)	323.16	13.47	5.36
Total Taxes	2,817.61	117.40	119.95
EXPENDITURES:			
School	957.50	39.90	40.84
Local	324.52	13.52	10.87
Total Expenditures	1,282.02	53.42	51.71

		<u>AMOUNT</u>	<u>PER CAPITA</u>	
			<u>1935</u>	<u>1934</u>
<u>LIMESTONE TOWNSHIP</u>				
Population	671			
Assessed Valuation		378,215.00	563.66	597.76
TAXES LEVIED:				
State Tax		-	-	.34
County Tax		2,647.50	3.95	3.92
School Tax		1,891.08	2.82	3.77
Local (Inc. Rejected Tax 9.31)		<u>1,145.95</u>	<u>1.70</u>	<u>1.86</u>
Total Taxes		5,682.53	8.47	9.89
<u>EXPENDITURES:</u>				
School		9,547.25	14.23	13.48
Local		<u>3,304.17</u>	<u>4.92</u>	<u>3.72</u>
Total Expenditures		12,851.42	19.15	17.20
<u>MATHIAS TOWNSHIP</u>				
Population	844			
Assessed Valuation		287,150.00	340.23	359.39
TAXES LEVIED:				
State Tax		-	-	.19
County Tax		2,010.05	2.38	2.19
School Tax		1,722.90	2.05	2.81
Local (Inc. Rejected Tax 36.64)		<u>610.94</u>	<u>.72</u>	<u>.91</u>
Total Taxes		4,343.89	5.15	13.10
<u>EXPENDITURES:</u>				
School		25,818.62	30.59	34.62
Local		<u>3,162.10</u>	<u>3.75</u>	<u>2.64</u>
Total Expenditures		28,980.72	34.34	37.26
<u>MUNISING TOWNSHIP</u>				
Population	833			
Assessed Valuation		835,373.00	1,002.85	1,033.62
TAXES LEVIED:				
State Tax		-	-	.57
County Tax		5,847.61	7.02	6.68
School Tax		10,703.27	12.85	15.82
Local (Inc. Rejected Tax 63.78)		<u>2,569.90</u>	<u>3.09</u>	<u>2.17</u>
Total Taxes		19,120.78	22.96	25.24
<u>EXPENDITURES:</u>				
School (1)		16,257.88	19.52	19.48
Local		<u>2,417.65</u>	<u>2.90</u>	<u>4.89</u>
Total Expenditures		18,675.53	22.42	24.37

(1) School Expense pro-rated with Munising City.

		<u>AMOUNT</u>	<u>PER CAPITA</u> <u>1935</u>	<u>1934</u>
<u>ONOTA TOWNSHIP</u>				
Population	212			
Assessed Valuation		687,255.00	3,241.77	3,309.86
TAXES LEVIED:				
State Tax		-	-	1.82
County Tax		4,810.78	22.69	21.40
School Tax		4,123.53	19.45	20.52
Local (Inc. Rejected Tax 17.69)		<u>1,392.20</u>	<u>6.57</u>	<u>10.12</u>
Total Taxes		10,326.51	48.71	53.86
EXPENDITURES:				
School		6,834.32	32.24	35.36
Local		<u>3,038.02</u>	<u>14.33</u>	<u>27.80</u>
Total Expenditures		9,872.34	46.57	63.16
<u>ROCK RIVER TOWNSHIP</u>				
Population	1,733			
Assessed Valuation		446,900.00	257.88	277.02
TAXES LEVIED:				
State Tax		-	-	.15
County Tax		3,128.30	1.81	1.79
School Tax		1,787.60	1.02	1.11
Local (Inc. Rejected Tax 42.96)		<u>1,830.56</u>	<u>1.06</u>	<u>1.56</u>
Total Taxes		6,746.46	3.89	4.61
EXPENDITURES:				
School		23,717.57	13.69	14.54
Local		<u>3,223.71</u>	<u>1.86</u>	<u>2.03</u>
Total Expenditures		26,941.28	15.55	16.37
<u>MUNISING CITY</u>				
Population	3,956			
Assessed Valuation		2,442,685.00	617.46	615.87
TAXES LEVIED:				
State Tax		-	-	.54
County Tax		17,098.80	4.32	3.98
School Tax		31,297.02	7.92	9.42
Local (Inc. Rejected Tax 19.30)		<u>46,219.30</u>	<u>11.68</u>	<u>11.83</u>
Total Taxes		94,615.12	23.92	25.57
EXPENDITURES:				
School (1)		77,210.30	19.52	19.48
Local		<u>71,086.63</u>	<u>17.97</u>	<u>16.34</u>
Total Expenditures		148,296.93	37.49	35.82

(1) School expense pro-rated with Munising Township.

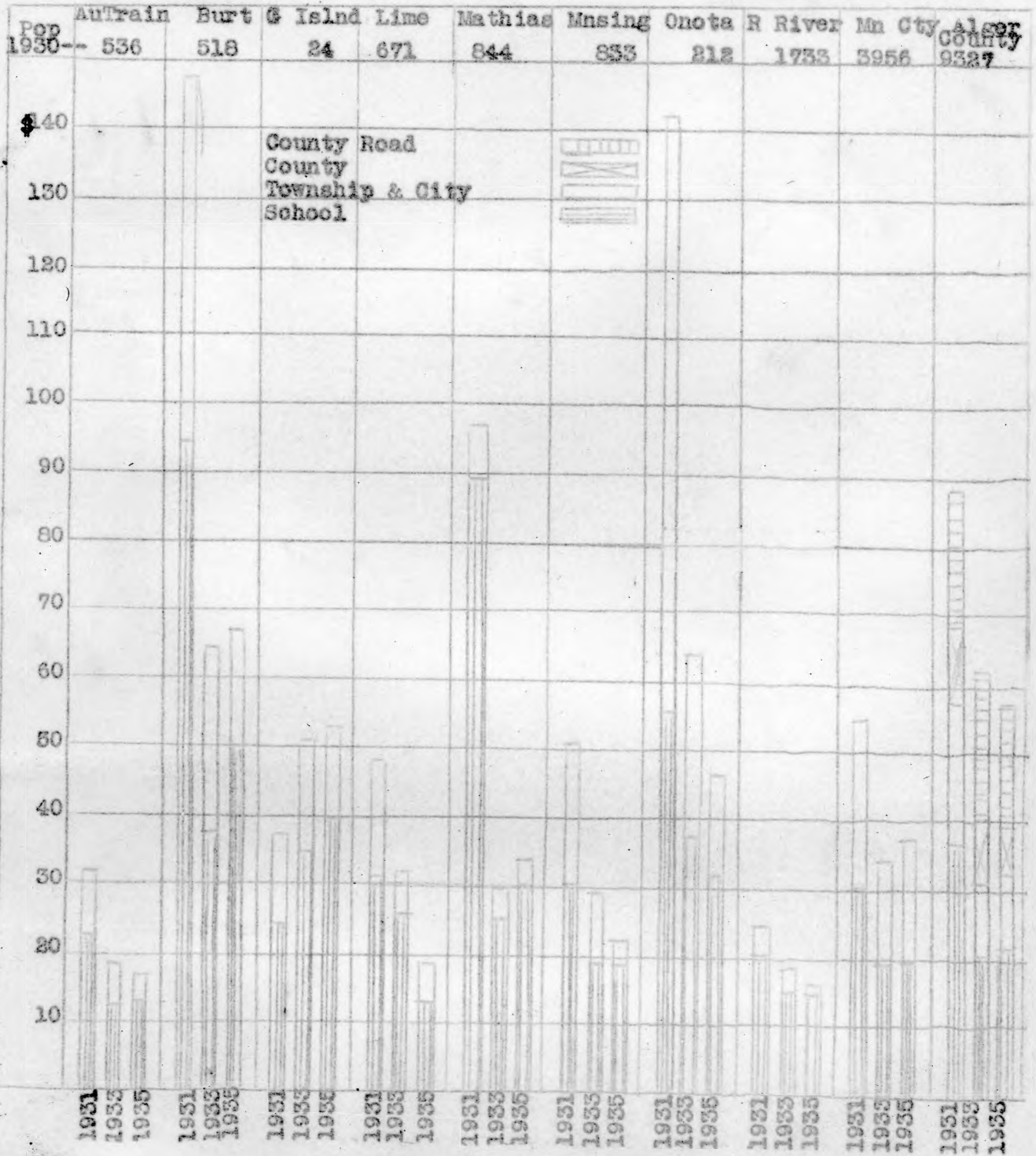
	AMOUNT	PER CAPITA	
		1935	1934
<u>ALGER COUNTY</u>			
Population	9,327		
Assessed Valuation	7,212,719.00	773.32	807.55
<u>TAXES LEVIED:</u>			
State Tax	-	-	.44
County Tax	50,489.03	5.41	5.22
School Tax	73,616.84	7.89	10.01
Local (Inc. Rejected Tax 373.86)	59,492.93	6.38	6.58
Total Taxes	183,598.80	19.68	22.25
<u>EXPENDITURES:</u>			
School	193,033.93	20.70	20.56
Township and City	97,641.70	10.47	10.16
County-			
General Fund	44,767.49	4.80	4.11
Poor Fund	19,642.62	2.10	2.14
Road Fund	178,808.04	19.17	17.63
Total Expenditures	533,893.78	57.24	54.60

In compiling these figures each unit is figured for a period of twelve months, but fiscal periods do not end at a uniform time. The following is a comparison of expenditures for the two years:

	1935	1934	INCREASE	DECREASE
School	193,033.93	191,789.15	1,244.78	
Township & City	97,641.70	94,755.57	2,886.13	
County General Fund (1)	44,767.49	38,779.83	5,987.66	
County Poor Fund	19,642.62	19,967.79		325.17
County Road Fund	178,808.04	164,470.28	14,337.76	
Total	533,893.78	509,762.62	24,131.16	
Per Cent Increase			4.73%	

(1) County General Fund includes \$8,642.97 paid state institutions in 1935. No payments were made in 1934.

ALGER COUNTY
EXPENDITURES PER CAPITA FOR POLITICAL UNITS OF ALGER
COUNTY AND COUNTY AVERAGE.



ALGER COUNTYCOMPARATIVE STATEMENT OF BUDGET AND GENERAL FUND EXPENDITURES
FOR YEAR ENDING AUGUST 31, 1935 AND SIMILAR PERIOD FOR 1934

The comparative budget is as follows:

	<u>1935</u>	<u>1934</u>	<u>INCREASE</u>	<u>DECREASE</u>
General Fund	40,489.03	27,660.00	12829.03	
Poor Fund	10,000.00	10,000.00		
Debt Service	-	11,042.80		11042.80
Total Budget	50,489.03	48,702.80	1,786.23	

Expenditures by the County Board through the general fund for year ending August 31, 1935 compared with similar period for 1934:

Circuit Court	4,131.79	3,424.09	706.00	
Justice Court	786.80	655.72	131.08	
Supvrs Mileage & PerDiem	656.32	1,240.96		584.64
" Appropriations	632.53	1,440.14		807.61
" Miscellaneous	467.82	959.60		491.78
Court House & Grounds	3,264.90	3,870.31		605.41
Probate Court	5,310.08	5,485.89		155.81
Sheriff	4,354.95	4,643.96		289.01
Clerk & Register Deeds	2,989.71	3,266.28		276.57
Treasurer	2,838.35	3,072.91		234.56
Prosecuting Attorney	2,503.64	3,512.69		1,009.05
School Commissioner	1,571.39	1,892.24		320.85
Coroner	602.55	512.84	89.71	
Poor Commission	1,312.20	1,587.09		274.89
Elections	1,338.29	603.47	734.82	
Contagious Disease	2,301.09	893.80	1,407.29	
Co. Surveyor	25.00	-	25.00	
Drain Commissioner	-	71.35		71.35
Mothers' Pensions	-	992.20		992.20
Circuit Court Commr.	119.95	101.00	18.95	
County Tax Commission	81.00	129.23		48.23
Miscellaneous	836.16	442.76	393.40	
Paid State Institutions	8,642.97	-	8,642.97	
	44,767.49	38,779.83	5,987.66	
Paid under Horton Act- Gen. Fund Transfer	-	11,025.79		
Total	44,767.49	49,805.62		

ALGER COUNTYSTATE INSTITUTIONAL EXPENSE FOR THE YEAR ENDING SEPTEMBER 30,
1935 COMPARED WITH SIMILAR PERIOD FOR 1934.

	<u>1935</u>	<u>1934</u>	<u>Increase</u>	<u>Decrease</u>
<u>NEWBERRY STATE HOSPITAL</u>				
Quarter ending Dec. 31	851.90	543.18	308.72	
March 31	638.40	502.26	136.14	
June 30	515.53	746.46		230.93
Sept. 30	767.06	748.30	13.76	
Total	2,772.89	2,540.20	232.69	
<u>STATE PSYCHOPATHIC HOSPITAL</u>				
Quarter ending Dec. 31	-	28.38		28.38
March 31	31.10	-	31.10	
Total	31.10	28.38	2.72	
<u>UNIVERSITY HOSPITAL</u>				
Quarter ending Dec. 31	701.06	158.09	542.97	
March 31	495.89	234.33	261.56	
June 30	506.70	1,167.70		661.00
Sept. 30	622.39	500.53	121.86	
Total	2,326.04	2,060.65	265.39	
<u>UNIVERSITY HOSPITAL - TREATMENT OF T.B.</u>				
Quarter ending Dec. 31	278.83	272.20	6.63	
March 31	318.70	108.45	210.25	
June 30	350.80	49.47	301.33	
Sept. 30	182.11	-	182.11	
Total	1,130.44	430.12	700.32	
<u>HOWELL SANATORIUM</u>				
Quarter ending Dec. 31	1,282.56	1,596.16		313.60
March 31	1,150.72	1,560.32		409.60
June 30	997.12	1,468.16		471.04
Sept. 30	911.75	1,354.24		442.49
Total	4,342.15	5,978.88		1,636.73
<u>MUNISING HOSPITAL</u>				
Quarter ending Dec. 31	-	585.00		585.00
March 31	542.50	509.50	33.00	
June 30	377.50	-	377.50	
Sept. 30	-	965.75		965.75
Total	920.00	2,060.25		1,140.25
<u>NORTHERN MICH. CHILDREN'S CLINIC</u>				
Quarter ending June 30	-	80.00		80.00
Sept. 30	172.00	15.00	157.00	
Total	172.00	95.00	77.00	

STATE INSTITUTIONAL EXPENSE, Continued

	<u>1935</u>	<u>1934</u>	<u>Increase</u>	<u>Decrease</u>
<u>FARM COLONY FOR EPILEPTICS</u>				
Quarter ending Dec. 31	-	73.71		73.71
March 31	-	56.70		56.70
June 30	-	<u>23.94</u>		<u>23.94</u>
Total	-	154.35		154.35
<u>SCHOOL FOR THE DEAF, FLINT</u>				
Quarter ending June 30	51.77	63.13		11.36
<u>MICHIGAN HOME & TRAINING SCHOOL</u>				
Quarter ending Dec. 31	-	82.62		82.62
March 31	-	48.60		48.60
June 30	-	16.74		16.74
Sept. 30	<u>51.10</u>	-	<u>51.10</u>	
Total	51.10	147.96		96.86
<u>TRANSPORTATION OF CHILDREN</u>				
Quarter ending Dec. 31	2.00	-	2.00	
March 31	28.71	9.07	19.64	
June 30	45.94	51.32		5.38
Sept. 30	-	<u>4.80</u>		<u>4.80</u>
Total	76.65	65.19	11.46	
<u>SUNDRIES, CARE OF CHILDREN</u>				
Quarter ending Sept. 30	269.20	-	269.20	
<u>GRAND TOTALS</u>	12,143.34	13,624.11		1,480.77
Total due state institutions from January 1, 1932 to September 30, 1935				44,077.71
Paid auditor general during year 1935				<u>17,920.54</u>
Amount due and unpaid state institutions				26,157.17

ALGER COUNTY ROAD COMMISSION

COMPARATIVE STATEMENT OF RECEIPTS AND DISBURSEMENTS FOR TWELVE
MONTHS ENDING JULY 31, 1933 AND JULY 31, 1934

	<u>1933</u>	<u>1934</u>	<u>Increase</u>	<u>Decrease</u>
BALANCE TO BEGIN	21,727.12	48,455.19		26,728.07
RECEIPTS-				
Delinquent Tax	53.53	215.90		162.37
State Maintenance	93,641.88	61,613.05	32,028.83	
Weight Tax	26,676.79	10,000.00	16,676.79	
McWitt Act	21,391.80	4,456.63	16,935.17	
Horton Act	13,717.30	15,440.52		1,723.22
Reprs State owned Equip.	1,052.66	1,302.00		249.34
Overhead (Pd by State)	4,561.62	3,590.98	770.64	
Bldg Maintenance "	1,043.84	1,099.39		55.55
Gas Tax Refunded	3,243.60	3,499.56		255.96
ERA & PWA Labor Refunds	-	31,624.80		31,624.80
Sundries	4,602.65	4,885.98		283.33
Total Receipts	169,765.67	157,734.21	32,031.46	
Total Recd & Balance	191,492.79	186,197.40	5,295.39	
EXPENDITURES	<u>178,808.04</u>	<u>164,470.28</u>	<u>14,337.76</u>	
BALANCE TO END	12,684.75	21,727.12		9,042.37

CLASSIFICATION OF EXPENDITURES

State Trunk Lines	37,527.22	43,701.25		6,174.03
State Regraveling (M-28)	17,180.95	-	17,180.95	
Equipment Repairs	25,655.29	18,018.24	7,637.05	
Stores	6,817.46	7,956.83		1,139.37
New Equipment	15,308.46	12,373.43	3,155.03	
General Expense	21,966.03	17,123.16	4,842.87	
Co. & Twp. Roads & Sundries				
Au Train Township	6,132.12	2,002.25	4,129.87	
Burt Township	4,740.80	7,109.22		2,368.42
Grand Island Township	40.56	208.36		167.80
Limestone Township	3,522.76	4,326.28		797.52
Mathias Township	7,975.64	11,084.18		3,108.54
Munising Township	9,047.16	18,305.77		9,258.61
Onota Township	6,821.11	3,019.00	3,842.11	
Rock River Township	11,552.28	13,225.75		2,373.47
Eben-Trenary Road	2,603.23	2,241.44	361.79	
Sand Point Road	678.12	1,006.40		328.28
Pictured Rocks Trail	302.56		302.56	
Airport & Parks	101.16	1.14	100.02	
Hauling welfare supplies	349.72	221.75	127.97	
Sundries	256.51	1,949.83		1,693.32
Total Expenditures	178,808.04	164,470.28	14,337.76	

JIK:ES
1/14/36

ALGER COUNTY ROAD COMMISSION (Continued)DETAIL OF EQUIPMENT PURCHASED DURING 1956:

One Ford Pickup	245.00
One Sno-go	9,500.00
Two Snow-Plows	1,450.00
Trenary Garage	1,487.81
One Tractor	1,700.00
One Grader	850.00
Grand Marais Building No. 7	<u>275.65</u>
Total	15,508.46

Notes on preceding page:

State maintenance receipts increase account of regaveling of M-28 - Wetmore east to county line - \$17,180.95.

Figures for 1954 have been corrected to omit adjustments and corrections appearing on both sides of county treasurer's books.

ALGER COUNTY POOR COMMISSION

COMPARATIVE STATEMENT OF EXPENDITURES FOR YEAR ENDING SEPTEMBER 30,
1935 AND SEPTEMBER 30, 1934

	<u>1935</u>	<u>1934</u>	<u>Increase</u>	<u>Decrease</u>
<u>INFIRMARY</u>				
Keeper & Matron	1,530.00	1,564.00		34.00
Other Labor	508.76	792.98		284.22
Clothing	374.81	313.47	61.34	
Food	2,120.37	1,618.03	502.34	
Medical Attendance	717.49	765.00		47.51
Funeral Expense	235.00	278.00		43.00
Transportation	28.80	-	28.80	
Furniture & Supplies	216.61	209.84	6.77	
Insurance	1,111.80	204.30	907.50	
Fuel and Light	856.16	282.05	574.11	
Additions & Equipment	506.95	225.02	281.93	
Gas, Oil, & Car Repairs	393.51	560.61		167.30
Farm Expense	687.83	397.21	290.62	
Building Repairs	544.15	434.56	109.59	
Sundries	<u>345.32</u>	<u>389.08</u>		<u>43.76</u>
Total infirmary	10,177.36	8,034.15	2,143.21	
Average Number of Inmates	51.6	53.8		2.2
Cost Per Inmate	197.24	149.33	47.91	
<u>INDIGENT POOR</u>				
Medical & Hospital	4,873.11	5,257.88		384.77
Funeral Expense	1,635.35	1,156.01	479.34	
Food & Provisions	1,513.54	2,209.79		696.25
Fuel	47.45	126.43		78.98
Clothing	92.53	200.82		108.29
Rent	83.00	1,096.14		1,013.14
Transportation	113.40	228.36		114.96
Other Expense	<u>1,106.88</u>	<u>1,658.21</u>		<u>551.33</u>
Total Indigent Poor	9,465.26	11,933.84		2,468.58
<u>TOTAL EXPENDITURES</u>	19,642.62	19,967.79		325.17
Collections	<u>1,416.39</u>	<u>1,703.58</u>		<u>287.29</u>
<u>NET EXPENDITURES</u>	18,226.23	18,264.21		37.88

AU TRAIN TOWNSHIP

E. T. Curtis, Supervisor
R. J. Williams, Clerk

A. A. Ahonen, Treasurer
Alex Johnson, Highway Comm.

Receipts and disbursements for the year ending April 1, 1935 compared with the previous year are as follows:

	<u>1935</u>	<u>1934</u>	<u>INCREASE</u>	<u>DECREASE</u>
Balance to Begin	3,157.50	2,956.68	200.82	
<u>RECEIPTS</u>				
Delinquent Taxes	54.17	190.78		136.61
Homestead & Swamp Tax	41.47	29.77	11.70	
Liquor Licenses	539.17	166.25	372.92	
Tax Levy	1,097.57	1,622.45		524.88
Sundries	102.50	6.00	96.50	
Total Receipts	1,834.88	2,015.25		180.37
Total Recd & On Hand	4,992.38	4,971.93	20.45	
<u>EXPENDITURES</u>				
Contingent Fund	1,466.57	1,009.35	457.22	
Highway Imp. Fund	488.80	-	488.80	
Road Repair Fund	86.13	805.08		718.95
Total Expenditures	2,041.50	1,814.43	227.07	
<u>BALANCE TO END</u>	2,950.88	3,157.50		206.62

Assessed valuation and taxes levied for 1935 compared with 1934:

ASSESSED VALUATION

Real Property	484,685.00	543,100.00	58,415.00
Personal Property	44,236.00	57,900.00	13,664.00
Total	528,921.00	601,000.00	72,079.00

TAXES LEVIED

State Tax		330.57	330.57
County Tax	3,702.45	3,005.00	697.45
County Debt Tax	-	881.13	881.13
Township Tax	528.92	1,202.00	673.08
School Tax	3,702.45	4,327.20	624.75
Rejected Tax	49.56	92.25	42.69
Total	7,983.18	9,838.15	1,854.97

COMPARATIVE TOTAL TOWNSHIP EXPENDITURES

Year ending April 1, 1935	2,041.50
1934	1,814.43
1933	3,160.41
1932	4,302.34
1931	5,109.47
1930	5,939.08
1929	4,169.61
1928	3,778.95

BURT TOWNSHIP

E. J. Spencer, Supervisor
Matt Nyman, Clerk

Rex Block, Treasurer
Jos. Tomkiel, Highway Comm.

Receipts and disbursements for the year ending April 1, 1935 compared with the previous year are as follows:

	<u>1935</u>	<u>1934</u>	<u>INCREASE</u>	<u>DECREASE</u>
Balance to Begin	552.67	5,169.89*	5,722.56	
<u>RECEIPTS</u>				
Delinquent Taxes	111.77	6,241.16		6,129.39
Tax Levy	3,131.22	3,153.97		27.75
Homestead & Swamp Tax	372.54	260.32	111.72	
Light & Water Collections	4,450.97	4,533.56		85.59
Liquor Licenses	276.25	193.00	86.25	
Tractor & Garage Rental	4.50	507.60		503.10
Refund 1933 State & Co. Tax	435.74	-	425.74	
Insurance Rebate	-	100.18		100.18
Tax Collection Fees	-	264.19		264.19
Sundries	21.61	293.26		273.65
Total Receipts	8,794.60	15,554.74		6,760.14
Total Recd & On Hand	9,347.27	10,394.85		1,037.58
<u>EXPENDITURES</u>				
Contingent Fund	2,127.04	3,099.54		971.50
Highway Imp. Fund	2,282.23	1,679.37	602.86	
Light & Water Fund	4,337.54	5,054.27		716.73
Debt Service Fund	192.71		192.71	
Total Expenditures	8,939.52	9,832.18		892.66
Loans Repaid	103.88	-	103.88	
Total	9,043.40	9,832.18		788.78
<u>BALANCE TO END</u>	303.87	552.67		248.80

*Denotes Deficit

Assessed valuation and taxes levied for 1935 compared with 1934:

ASSESSED VALUATION

Real Property	1346,375.00	1494,450.00	148,075.00
Personal Property	10,400.00	13,750.00	3,350.00
Total	1356,775.00	1508,200.00	151,425.00

TAXES LEVIED

State Tax	-	829.56	829.56
County Tax	9,497.43	7,541.00	1,956.43
County Debt Tax	-	2,211.19	2,211.19
Township Tax	2,713.55	2,262.50	451.25
Township Debt Tax	2,000.00	2,000.00	
School Tax	8,140.65	11,613.14	3,472.49
School Debt Tax	9,500.00	8,860.00	620.00
Rejected Tax	111.09	249.07	137.98
Total	31,962.72	35,586.26	3,623.54

COMPARATIVE TOTAL TOWNSHIP EXPENDITURES

Year ending April 1, 1935	8,939.52	1931	28,608.92
1934	9,832.18	1930	24,821.68
1933	13,733.69	1929	17,999.20
1932	27,080.73	1928	41,785.56

GRAND ISLAND TOWNSHIP

John Lezotte, Supervisor
Nona Lezotte, Clerk

Herbert Tisdale, Treasurer
Albert Kamoski, Highway Comm.

Receipts and disbursements for the year ending April 1, 1935 compared with the previous year are as follows:

	<u>1935</u>	<u>1934</u>	<u>INCREASE</u>	<u>DECREASE</u>
Balance to Begin	305.24	363.88		58.64
<u>RECEIPTS</u>				
Delinquent Taxes	-	2.24		2.24
Tax Levy	97.60	195.12		97.52
Dance Hall & Liquor Licenses	132.35	5.00	127.35	
Adj. Previous Yr. Overage	4.11	-	4.11	
Total Receipts	234.06	202.36	31.70	
Total Recd & On Hand	539.30	566.24		26.94
<u>EXPENDITURES</u>				
Contingent Fund	324.52	261.00	63.52	
<u>BALANCE TO END</u>	214.78	305.34		90.46

Assessed valuation and taxes levied for 1935 compared with 1934:

ASSESSED VALUATION

Real Property	224,945.00	224,945.00
Personal Property	24,500.00	24,500.00
Total	249,445.00	249,445.00

TAXES LEVIED

State Tax	-	137.21		137.21
County Tax	1,746.11	1,247.23	498.88	
County Debt Tax	-	365.71		365.71
Township Tax	299.43	100.00	199.43	
School Tax	748.34	1,000.00		251.66
Rejected Tax	23.73	28.75		5.02
Total	2,817.61	2,878.90		61.29

COMPARATIVE TOTAL TOWNSHIP EXPENDITURES

Year ending April 1, 1935	324.52
1934	261.00
1933	387.89
1932	486.95
1931	323.81
1930	569.19
1929	418.20
1928	386.50

LIMESTONE TOWNSHIP

Joseph Brisson, Supervisor
Joseph H. Peterson, Clerk

Eda Blohm, Treasurer
Charles Storm, Highway Comm.

Receipts and disbursements for the year ending April 1, 1935 compared with the previous year are as follows:

	<u>1935</u>	<u>1934</u>	<u>INCREASE</u>	<u>DECREASE</u>
Balance to Begin	2,759.25	1,051.71	1,727.54	
<u>RECEIPTS</u>				
Delinquent Taxes	113.71	1,695.72		1,582.01
Tax Levy	912.42	1,079.61		166.19
Homestead & Swamp Tax	466.05	395.38	80.67	
Sale of Equipment	60.00	543.99		483.99
Liquor Licenses	85.00	95.00		10.00
Sundries	22.46	418.00		395.54
Total Receipts	1,659.64	4,221.70		2,562.06
Total Recd & On Hand	4,418.89	5,253.41		834.52
<u>EXPENDITURES</u>				
Contingent Fund	2,197.71	1,514.94	682.77	
Uncollectable Personal Tax	472.97	-	472.97	
Road Repair Fund	359.49	197.14	162.35	
Highway Imp. Fund	274.00	732.08		508.08
Total Expenditures	3,304.17	2,494.16	810.01	
<u>BALANCE TO END</u>	1,114.72	2,759.25		1,644.53

Assessed valuation and taxes levied for 1935 compared with 1934:

ASSESSED VALUATION

Real Property	357,235.00	362,505.00	25,270.00
Personal Property	40,980.00	45,500.00	4,320.00
Total	378,215.00	407,805.00	29,590.00

TAXES LEVIED

State Tax	-	224.31	224.31
County Tax	2,647.50	2,039.02	608.48
County Debt Tax	-	597.89	597.89
Township Tax	1,134.64	1,223.42	88.78
School Tax	1,891.08	2,828.39	637.31
Rejected Tax	9.31	24.89	15.58
Total	5,682.53	6,657.92	955.39

COMPARATIVE TOTAL TOWNSHIP EXPENDITURES

Year ending April 1, 1935	3,304.17
1934	2,494.16
1933	4,468.52
1932	6,300.85
1931	11,186.19
1930	13,013.16
1929	10,473.27
1928	9,417.87

MATHIAS TOWNSHIP

Chas. R. Little, Supervisor
William Hytinen, Clerk

Clayton Stevens, Treasurer
Lester Sayers, Highway Comm.

Receipts and disbursements for the year ending April 1, 1935
compared with the previous year are as follows:

	<u>1935</u>	<u>1934</u>	<u>INCREASE</u>	<u>DECREASE</u>
Balance to Begin	5,044.36	1,915.18	3,129.18	
<u>RECEIPTS</u>				
Delinquent Taxes	529.36	2,770.34		2,240.98
Tax Levy	545.66	627.19		81.53
Homestead & Swamp Tax	110.43	87.19	23.24	
Sale-Road Equipment & Garage	172.76	1,776.00		1,603.24
Liquor Licenses	361.25	213.75	147.50	
Correction-Prior Period	128.17	-	128.17	
Town Hall Fire Insurance	1,000.00	-	1,000.00	
Sundries	17.40	33.93		16.53
Total Receipts	2,865.03	5,508.40		2,643.37
Total Recd & On Hand	7,909.39	7,423.58	485.81	
<u>EXPENDITURES</u>				
Contingent Fund	1,857.82	1,493.23	364.59	
Road Repair Fund	1,504.28	722.98	574.30	
Adj. Delq. Roll Error	-	156.01		156.01
Total Expenditures	3,162.10	2,379.22	782.88	
<u>BALANCE TO END</u>	4,747.29	5,044.36		297.07

Assessed valuation and taxes levied for 1935 compared with 1934:

ASSESSED VALUATION

Real Property	268,950.00	262,570.00	6,380.00	
Personal Property	18,200.00	23,875.00		5,675.00
Total	287,150.00	286,445.00	705.00	

TAXES LEVIED

State Tax	-	157.55		157.55
County Tax	2,010.05	1,432.23	577.82	
County Debt Tax	-	419.96		419.96
Township Tax	574.30	716.11		141.81
School Tax	1,722.90	1,919.18		196.28
School Debt Tax	-	6,360.00		6,360.00
Rejected Tax	36.64	54.51		17.87
Total	4,343.89	11,059.54		6,715.65

COMPARATIVE TOTAL TOWNSHIP EXPENDITURES

Year ending April 1, 1935	3,162.10
1934	2,223.21
1933	3,667.31
1932	6,377.97
1931	6,846.89
1930	5,962.66
1929	9,209.17
1928	5,700.99

MUNISING TOWNSHIP

James Knox, Supervisor John Carr, Treasurer
 Wm. Syers, Clerk Roy Wright, Highway Comm.

Receipts and disbursements for the year ending April 1, 1935 compared with the previous year are as follows:

	<u>1935</u>	<u>1934</u>	<u>INCREASE</u>	<u>DECREASE</u>
Balance to Begin	268.40*	683.12*	614.72	
<u>RECEIPTS</u>				
Delinquent Taxes	172.85	766.69		614.04
Tax Levy	1,524.26	1,931.99		307.73
Homestead & Swamp Tax	450.33	318.69	131.64	
Short Term Loan	-	109.00		109.00
Liquor Licenses	573.75	142.50	431.25	
Equipment Rental	79.50	730.50		651.00
Game Protection Fund	341.27	704.71		363.44
Sundries	204.08	174.15	29.94	
Total Receipts	3,346.05	4,796.45		1,452.58
Total Recd & On Hand	3,077.65	3,915.31		837.66
<u>EXPENDITURES</u>				
Contingent Fund	2,050.65	1,681.75	368.12	
Highway Imp. Fund	586.80	-	586.80	
Road Repair Fund	-	2,392.98		2,392.98
Total Expenditures	2,417.65	4,074.71		1,657.06
Loans Repaid	-	109.00		109.00
Total	2,417.65	4,183.71		1,766.06
<u>BALANCE TO END</u>	660.00	268.40*	928.40	

*denotes Deficit

Assessed valuation and taxes levied for 1935 compared with 1934:

<u>ASSESSED VALUATION</u>				
Real Property	770,855.00	802,400.00		31,545.00
Personal Property	64,518.00	58,605.00	5,913.00	
Total	835,373.00	861,005.00		25,632.00
<u>TAXES LEVIED</u>				
State Tax	-	473.58		473.58
County Tax	5,847.61	4,305.03	1,542.58	
County Debt Tax	-	1,262.33		1,262.33
Township Tax	2,506.12	1,722.01	784.11	
School Tax	4,176.87	6,199.24		2,022.37
School Debt Tax	6,526.40	6,975.78		449.38
Rejected Tax	63.78	84.54		20.76
Total	19,120.78	21,022.51		1,901.73

COMPARATIVE TOTAL TOWNSHIP EXPENDITURES

Year ending April 1, 1935	2,417.65
1934	4,074.71
1933	8,826.72
1932	17,533.32
1931	17,401.19
1930	16,476.40
1929	19,038.82
1928	21,280.01

ONOHA TOWNSHIP

Leo Johnson, Supervisor
John Lampi, Clerk

Lydia Risku, Treasurer
Isaac Risku, Highway Comm.

Receipts and disbursements for the year ending April 1, 1935 compared with the previous year are as follows:

	<u>1935</u>	<u>1934</u>	<u>INCREASE</u>	<u>DECREASE</u>
Balance to Begin	891.03	1,007.75*	1,898.78	
<u>RECEIPTS</u>				
Delinquent Taxes	228.55	2,102.72		1,874.17
Tax Levy	1,969.61	5,421.22		3,451.61
Homestead & Swamp Tax	105.03	138.85	46.18	
Liquor Licenses	85.00	-	85.00	
Horton Fund	153.50	-	153.50	
Sundries	10.06	150.38		120.52
Total Receipts	2,611.75	7,795.17		5,183.42
Total Recd & On Hand	3,502.78	6,785.42		3,282.64
<u>EXPENDITURES</u>				
Contingent Fund	2,388.63	2,347.87	40.76	
Highway Imp. Fund	849.39	1,176.59		527.20
Road Repair Fund	-	892.22		892.22
Bond & Interest Fund	-	1,477.71		1,477.71
Total Expenditures	3,038.02	5,894.39		2,856.37
<u>BALANCE TO END</u>	464.76	891.03		426.27

*Denotes Deficit

Assessed valuation and taxes levied for 1935 compared with 1934:

ASSESSED VALUATION

Real Property	684,555.00	698,770.00	14,415.00
Personal Property	2,900.00	2,920.00	20.00
Total	687,255.00	701,690.00	14,435.00

TAXES LEVIED

State Tax	-	385.95	385.95
County Tax	4,810.78	3,508.45	1,302.33
County Debt Tax	-	1,028.76	1,028.76
Township Tax	1,574.51	2,105.07	730.56
School Tax	4,123.53	4,350.48	226.95
Rejected Tax	17.69	39.45	21.74
Total	10,526.51	11,418.14	1,091.63

COMPARATIVE TOTAL TOWNSHIP EXPENDITURES

Year ending April 1, 1935	3,038.02
1934	5,894.39
1933	5,543.76
1932	21,594.40
1931	18,377.90
1930	17,130.98
1929	20,358.01
1928	24,153.98

ROCK RIVER TOWNSHIP

Onen Pantti, Supervisor
Wm. Leppanen, Clerk

Frederick Pruiska, Treasurer
John Hogan, Highway Comm.

Receipts and disbursements for the year ending April 1, 1935 compared with the previous year are as follows:

	<u>1935</u>	<u>1934</u>	<u>INCREASE</u>	<u>DECREASE</u>
Balance to Begin	4,216.34	3,197.06	1,019.28	
<u>RECEIPTS</u>				
Delinquent Taxes	476.57	2,510.35		2,033.78
Tax Levy	1,451.75	1,584.02		132.27
Homestead & Swamp Tax	182.85	146.43	36.42	
Liquor Licenses	276.25	237.50	38.75	
Sundries	79.90	65.40	14.50	
Total Receipts	2,467.32	4,543.70		2,076.38
Total Recd & On Hand	6,683.66	7,740.76		1,057.10
<u>EXPENDITURES</u>				
Contingent Fund	2,872.85	2,610.87	261.98	
Highway Imp. Fund	270.20	520.78		250.58
Road Repair Fund	80.66	392.77		312.11
Total Expenditures	3,223.71	3,524.42		300.71
<u>BALANCE TO END</u>	3,459.95	4,216.34		756.39

Assessed valuation and taxes levied for 1935 compared with 1934:

ASSESSED VALUATION

Real Property	399,700.00	435,570.00		33,870.00
Personal Property	47,200.00	46,500.00	700.00	
Total	446,900.00	480,070.00		33,170.00

TAXES LEVIED

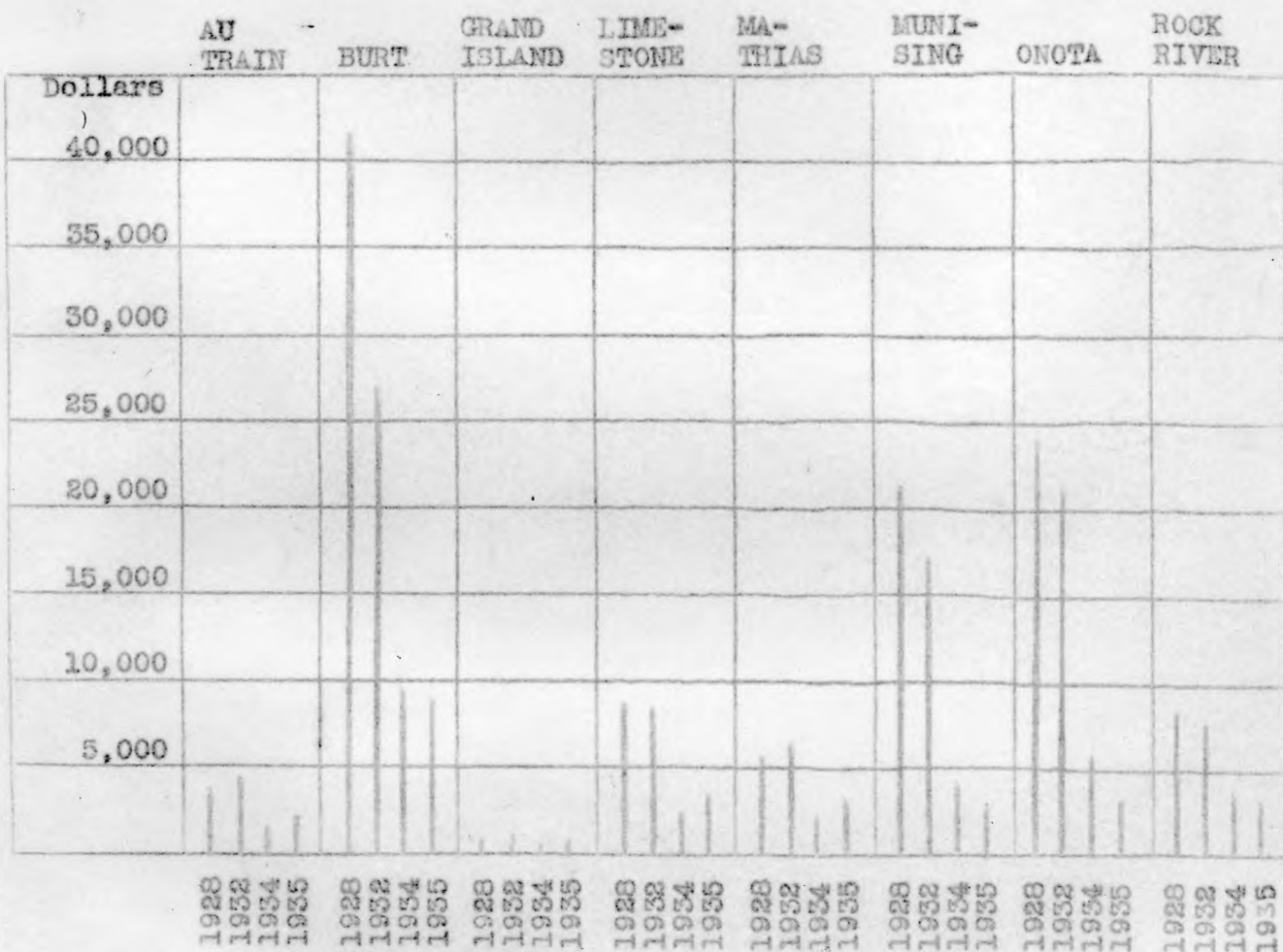
State Tax	-	264.05		264.05
County Tax	3,128.30	2,400.35	727.95	
County Debt Tax	-	703.84		703.84
Township Tax	1,787.60	2,496.36		708.76
School Tax	1,787.60	1,920.23		132.63
Rejected Tax	42.96	212.49		169.53
Total	6,746.46	7,997.37		1,250.91

COMPARATIVE TOTAL TOWNSHIP EXPENDITURES

Year ending April 1, 1935	3,223.71
1934	3,524.42
1933	6,286.44
1932	7,844.55
1931	8,441.09
1930	6,413.14
1929	6,440.40
1928	8,146.75

ALGER COUNTY

TOWNSHIP EXPENDITURES FOR YEARS ENDING APRIL 30,
1928, 1932, 1934, AND 1935



MUNISING CITY (Continued)

Comparative statement of operating the pumping plant for the two years is as follows:

	<u>1935</u>	<u>1934</u>	<u>INCREASE</u>	<u>DECREASE</u>
<u>EXPENSE</u>				
Labor at Plant	594.00	594.00		
Power	4,163.46	4,385.22		221.76
Other Costs	2,941.35	3,281.71		340.36
Total	7,698.81	8,260.93		562.12
<u>EARNINGS</u>				
Metered Consumers	14,963.43	14,808.29	155.14	
Hydrant Rental	1,750.00	1,750.00		
Other Revenue	163.33	121.69	41.64	
Total	16,876.76	16,680.18	196.58	
<u>PROFIT</u>	9,177.95	8,419.25	758.70	
<u>STATISTICS</u>				
Gallons Pumped	97,045,000	97,525,000		480,000
Gallons Sold	80,297,000	69,975,000	10,322,000	
Loss, Per Cent	17.30	28.25		10.95
Power Used, KWH	118,990	125,863		6,873
Cash Collections	10,859.93	11,868.22		1,008.29

Statement of municipal coal operations for the year ending December 31, 1935, is as follows:

	<u>TONS</u>	<u>RATE</u>	<u>AMOUNT</u>
Balance January 1, 1935	2,707.25	5.40	14,619.15
Purchased	6,253.95	4.19	26,286.97
Lake & Rail Freight, Dockage, & Unloading		.94	5,863.31
Interest, Watchman, & Sundries		.28	1,754.64
Total	8,961.20	5.41	48,504.07
Total Sales	5,694.00	6.08	34,630.06
Less Cost of Delivery		.48	2,722.40
Net Sales		5.60	31,907.66
Balance	3,267.20	5.08	16,596.41
Inventory December 31, 1935	3,056.00	5.12	15,514.51
<u>LOSS FOR THE YEAR</u>			
Loss Per Ton Sold	251.20	4.68	1,081.90
		.19	

AU TRAIN TOWNSHIP SCHOOLS

STATEMENT FOR THE YEAR ENDING JUNE 30, 1935

BOARD OF EDUCATION

Dolf Doucette, President Mrs. Ida Endahl, Treasurer
 Mrs. W. Bovan, Secretary Mrs. Mary Truden, Trustee
 Albert R. Bovan, Trustee

RECEIPTS

Balance July 1, 1934	790.69
Current Year Taxes	3,657.47
Delinquent Taxes	295.64
Primary School Fund	2,061.18
Library Fund	64.10
Homestead & Swamp Tax	489.26
Loan	600.00
Tuition	30.00
Rent and Refunds	47.49
Total Receipts	8,055.83

EXPENDITURES

		Cost Per Average Membership	
		1935	1934
Teachers' Salaries	2,896.00	26.57	21.91
Library	58.15	.35	.87
Transportation	1,512.16	15.07	12.83
Tuition	718.00	6.59	20.39
New Equipment	266.75	2.45	-
General Purposes	1,622.43	14.68	17.70
Interest on Loans	7.00	.06	.06
Total Operating Expense	7,060.49	64.77	73.78
Loans Repaid	600.00		
Total Expenditures	7,660.49		
BALANCE JUNE 30, 1935	375.34		

STATISTICS

Assessed valuation 1934	601,000.00		
School Tax Levy	4,327.20	39.70	36.04
Tax Rate in Mills	7.20		
Bonded Indebtedness	none		
Pupils Per Census	165		
Average Membership	109		
Average Daily Attendance	95		
No. Teachers Employed	4		
Membership Per Teacher	27		
Average Salary Per Teacher	\$ 724.00		
No. Schools Operated	2		
State Classification	Township Unit		

COMPARATIVE TOTAL OPERATING COSTS

Year ending June 30, 1935	7,060.49	1932	10,924.65
1934	3,482.67	1931	12,047.23
1933	6,639.43	1930	9,408.07

BURT TOWNSHIP SCHOOLSSTATEMENT FOR THE YEAR ENDING JUNE 30, 1935BOARD OF EDUCATION

R. E. Schneider, President
Ora Endress, Secretary

D. F. Meldrum, Treasurer
Albert LaCombe, Trustee
John A. Peterson, Trustee

RECEIPTS

Balance July 1, 1934	11,707.06
Current Year Taxes	13,421.00
Delinquent Taxes	2,612.74
Primary School Fund	2,435.94
Rural Agricultural Aid	2,550.00
Vocational aid	772.38
Emergency Aid	1,008.00
Library Fund	76.07
Homestead & Swamp Tax	1,978.21
Tuition	60.00
Loan From State	3,000.00
Sundry Sales & Refunds	56.09
Total Receipts	39,677.49

EXPENDITURES

		Cost Per Average Membership	
		1935	1934
Teachers' Salaries	9,210.73	53.55	46.73
Library	147.11	.85	.82
Transportation	982.20	5.71	6.56
General Purposes	5,525.73	32.13	29.18
Interest on Bonds	9,189.05	53.31	17.83
Interest on Loans	595.18	3.46	3.95
Total Operating	25,630.00	149.01	105.18
Bonds Redeemed	6,000.00		
Short Term Loans Paid	2,100.00		
Total Current Year	33,730.00		
Add Paid For Previous Year	3,210.65		
Total Expended	36,940.65		
BALANCE JUNE 30, 1935	2,730.84		

STATISTICS

Assessed valuation 1934	1,508,200.00		
School Tax Levy	20,493.14	113.15	147.58
Tax Rate in Mills	13.66		
Bonded Indebtedness	\$ 113,000.00		
Pupils Per Census	213		
Average Membership	172		
Average Daily Attendance	161		
No. Teachers Employed	6		
Membership Per Teacher	22		
Average Salary Per Teacher	\$ 1,154.34		
No. Schools Operated	2		
State Classification	Rural Agricultural		

COMPARATIVE TOTAL OPERATING COSTS

Year ending June 30, 1935	25,630.00	1932	30,466.71
1934	18,406.85	1931	39,726.70
1933	19,590.60	1930	45,979.20

GRAND ISLAND TOWNSHIP SCHOOLS

STATEMENT FOR THE YEAR ENDING JUNE 30, 1935

BOARD OF EDUCATIONMrs. E. P. Gogarn, President
W. C. Powell, SecretaryC. C. Powell, Treasurer
H. B. Powell, TrusteeRECEIPTS

Balance July 1, 1934	288.52
Current Year Taxes	975.96
Primary School Fund	31.23
Library Fund	.97
Total Receipts	1,296.48

EXPENDITURES

Transportation	475.00
Tuition	122.00
General Purposes	360.50
Total Expenditures	957.50

<u>BALANCE JUNE 30, 1935</u>	338.98
------------------------------	--------

STATISTICS

Assessed Valuation 1934	249,445.00
School Tax Levy	1,000.00
Tax Rate in Mills	4.02
Bonded Indebtedness	None
Pupils Per Census	4
Average Membership	3
No. Schools Operated	None
State Classification	Township Unit

COMPARATIVE TOTAL OPERATING COSTS

Year ending June 30, 1935	957.50
1934	960.15
1933	853.75
1932	974.82
1931	586.72
1930	676.22

Note- This district does not operate any schools. Pupils are transported to Munising.

LIMESTONE TOWNSHIP SCHOOLS

STATEMENT FOR THE YEAR ENDING JUNE 30, 1935

BOARD OF EDUCATION

Matt Tomac, President
Louis Mandocks, Secretary

J. L. Nance, Treasurer
Henry Tuuri, Trustee
John Knaus, Trustee

RECEIPTS

Balance July 1, 1934	1,865.65
Current Year Taxes	1,579.54
Delinquent Taxes	168.20
Primary School Fund	3,258.55
Primary Supplement Fund	923.00
Equalization Fund	1,541.00
Homestead & Swamp Tax	1,061.35
Library Fund	141.32
Tuition	60.00
Sundries	28.84
Total Receipts	10,627.23

Cost Per
Average Membership

EXPENDITURES

		<u>1935</u>	<u>1934</u>
Teachers' Salaries	6,210.00	27.97	26.75
Library	62.61	.28	.48
Transportation	536.69	2.42	2.22
General Purposes	2,242.53	10.10	10.57
Tuition	360.00	1.62	.28
New Equipment	155.37	.61	.64
Total Expenditures	9,547.25	43.00	40.94

BALANCE JUNE 30, 1935 1,079.98

STATISTICS

Assessed Valuation 1934	407,805.00		
School Tax Levy	2,528.59	11.49	11.44
Tax Rate in Mills	6.2		
Bonded Indebtedness	None		
Pupils Per Census	313		
Average Membership	220		
Average Daily Attendance	176		
No. Teachers Employed	7		
Membership Per Teacher	51		
Average Salary Per Teacher	\$ 387.14		
No. Schools Operated	4		
State Classification	Township Unit		

COMPARATIVE TOTAL OPERATING COSTS

Year Ending June 30, 1935	9,547.25
1934	9,047.85
1933	17,465.78
1932	20,184.31
1931	21,247.43
1930	20,397.29

MATHIAS TOWNSHIP SCHOOLS

STATEMENT FOR THE YEAR ENDING JUNE 30, 1935

<u>BOARD OF EDUCATION</u>	Julius Sivula, Treasurer
A. Rogers, President	N. E. Hall, Trustee
Mrs. Lillian Trenary, Secretary	Ralph Hansen, Trustee

RECEIPTS

Balance July 1, 1934	8,555.22
Current Year Taxes	5,635.26
Delinquent Taxes	3,684.91
Primary School Fund	3,424.89
Primary Supplementary Aid	1,056.00
Equalization Fund	1,833.00
Agricultural Vocational Aid	4,122.33
Homestead & Swamp Tax	912.26
Library Fund	106.50
Tuition	80.00
Sale of Equipment	189.00
Sundries	257.62
Total Receipts	29,847.11

Cost Per
Average Membership

EXPENDITURES

		<u>1935</u>	<u>1934</u>
Teachers' Salaries	8,604.22	33.09	26.33
Library	60.03	.23	.17
Transportation	3,606.50	14.10	14.24
Land Acquisition	599.00	1.54	1.36
New Equipment	797.41	3.07	.08
General Purposes	5,991.40	23.04	27.92
Interest on Bonds	300.00	1.15	.49
Total Operating	19,818.62	76.22	70.59
Bonds Redeemed	6,000.00		
Total Expenditures	25,818.62		

BALANCE JUNE 30, 1935 4,028.49

STATISTICS

Assessed Valuation 1934	286,445.00		
School Tax Levy	3,279.18	31.64	35.55
Tax Rate in Mills	29.01		
Bonded Indebtedness	None		
Pupils Per Census	541		
Average Membership	260		
Average Daily Attendance	220		
No. Teachers Employed	9		
Membership Per Teacher	29		
Average Salary Per Teacher	\$ 956.03		
No. Schools Operated	1		
State Classification	Rural Agricultural		

COMPARATIVE TOTAL EXPENDITURES

Year ending June 30, 1935	25,818.62	
1934	29,223.44	
1933	21,638.51	
1932	30,421.85	
1931	75,633.23	(Bldg & Equip. 43,017.51)
1930	22,385.02	

MUNICIPAL TOWNSHIP SCHOOLS

STATEMENT FOR THE YEAR ENDING JUNE 30, 1935

BOARD OF EDUCATION

W. C. Duffett, President
Mrs. Lussetta Tate, Secretary

Katherine L. Roe, Trustee
Mr. O. E. Oie, Treasurer
Harris G. Elliot, Trustee

RECEIPTS

Balance July 1, 1934	16,961.80
Current Year Taxes	42,849.58
Delinquent Taxes	6,078.03
Primary School Fund	18,207.09
Primary Supplementary Aid	15,537.00
Equalization Fund	14,176.00
Library Money	566.17
Homestead & Swamp Tax	2,577.85
Game Protection Fund	1,373.33
Tuition	1,733.15
Misc. Rents, Sales, etc.	676.76
Total Receipts	120,736.76

Cost Per
Average Membership

EXPENDITURES

Teachers' Salaries	39,474.10
Library	1,386.68
Transportation	5,591.04
New Equipment	210.50
General Purposes	25,574.86
Interest on Bonds	2,220.00
Total Operating	73,457.18
Bonds Redeemed	20,011.00
Total Expended	93,468.18

	<u>1935</u>	<u>1934</u>
	32.72	33.80
	1.18	1.02
	4.76	3.60
	.18	.40
	21.75	21.40
	1.87	2.93
	62.46	63.15

BALANCE JUNE 30, 1935 27,268.58

STATISTICS

Assessed Valuation 1934	3,297,375.00		
School Tax Levy	50,456.10	42.90	41.51
Tax Rate In Mills	15.3		
Bonded Indebtedness	\$ 38,000.00		
Pupils Per Census	1831		
Average Membership	1176		
Average Daily Attendance	1069		
No. Teachers Employed	34		
Membership Per Teacher	35		
Average Salary Per Teacher	\$ 1,131.59		
No. Schools Operated	7		
State Classification	Township Unit		

COMPARATIVE TOTAL EXPENDITURES

Year ending June 30, 1935	93,468.18
1934	93,299.29
1933	91,879.87
1932	140,874.70
1931	145,260.75
1930	149,274.84

ONOTA TOWNSHIP SCHOOLS

STATEMENT FOR THE YEAR ENDING JUNE 30, 1935

BOARD OF EDUCATION

Mrs. Kate Rook, President
Mrs. Olga Maki, Secretary

Isaac Risku, Treasurer
Mrs. Lydia Risku, Trustee
Mrs. Hazel Sortore, Trustee

RECEIPTS

Balance July 1, 1934	1,424.82	Deficit
Current Year Taxes	3,990.71	
Delinquent Taxes	238.71	
Primary School Fund	895.26	
Library Fund	27.19	
Homestead & Swamp Tax	237.17	
Loan	25.00	
Sundries	102.95	
Total Receipts	4,092.17	

EXPENDITURES

		Cost Per	
		Average Attendance	
		1935	1934
Teachers' salaries	3,300.00	76.74	67.86
Transportation	938.93	21.84	36.47
Tuition	110.00	2.56	15.44
General Purposes	2,485.39	57.80	58.71
Total Expenditures	6,834.32	158.94	178.48
Balance June 30, 1935-- DEFICIT	2,742.15		

STATISTICS

Assessed Valuation 1934	701,690.00		
School Tax Levy	4,350.48	101.17	99.51
Tax Rate In Mills	6.20		
Bonded Indebtedness	None		
Pupils Per Census	67		
Average Membership	43		
Average Daily Attendance	40		
No. Teachers Employed	3		
Membership Per Teacher	14		
Average Salary Per Teacher	\$ 1,100.00		
No. Schools Operated	1		
State Classification	Township Unit		

COMPARATIVE TOTAL OPERATING COSTS

Year ending June 30, 1935	6,834.32
1934	7,496.08
1933	8,024.45
1932	10,957.99
1931	11,850.00
1930	10,678.65