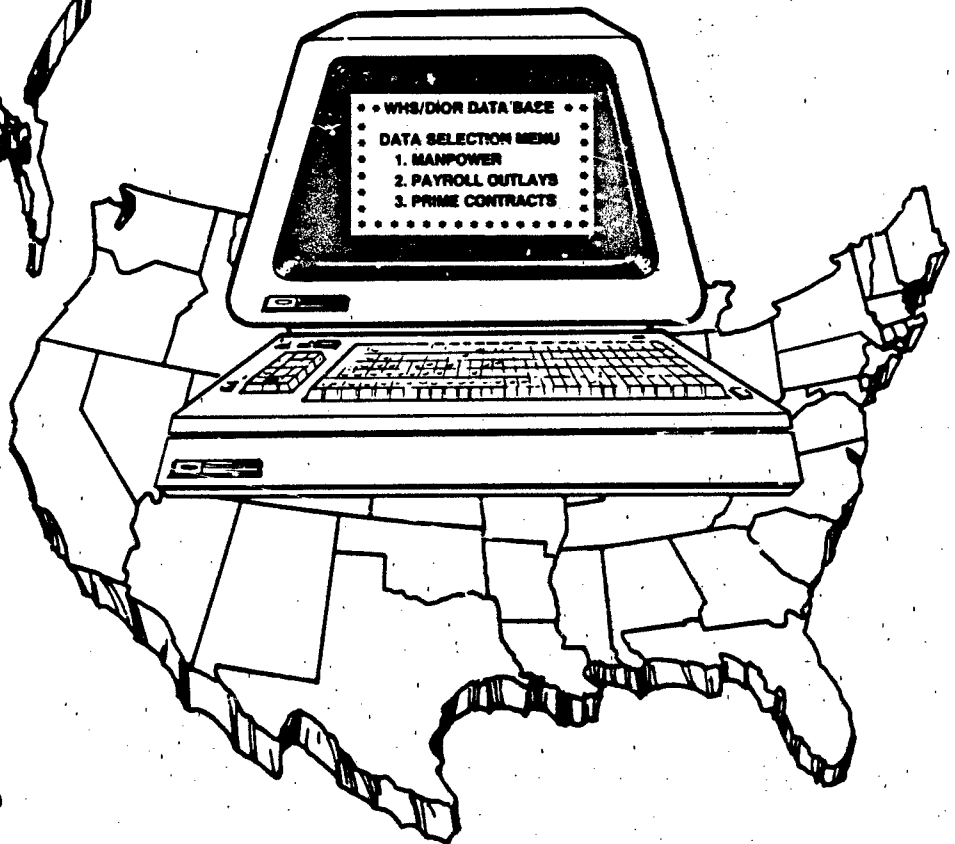




Department of Defense
**ATLAS/STATE DATA ABSTRACT
 FOR THE UNITED STATES**

Fiscal Year 1982

APA 155312



20000814032



DIRECTORATE FOR INFORMATION
 OPERATIONS AND REPORTS (DIOR)
 THE PENTAGON, WASHINGTON, D.C.

UNCLASSIFIED//FOR OFFICIAL USE ONLY

THIS REPORT IS UNCLASSIFIED AND
ITS DISTRIBUTION IS UNLIMITED

Department of Defense
**ATLAS / STATE DATA ABSTRACT
FOR THE UNITED STATES**
Fiscal Year 1982

Issued by

Department of Defense
Washington Headquarters Services
Directorate for Information
Operations and Reports

FOREWORD

This publication is a prototype, first issuance of limited distribution. It combines information from the *Map Book of Major Military Installations* with information pertaining to military and civilian manpower, payroll outlays, and prime contract awards by state. It is intended to provide useful summary information to satisfy the needs of a variety of Federal government users.

This report was developed through a manual assimilation of already available computerized information which had been collected and processed to satisfy recurring information requirements of the Office of the Secretary of Defense and central management agencies of the Federal government. In subsequent years, the statistical data tables in this report are expected to be generated from computerized files in conjunction with processing other information requirements.

Your comments concerning this first issuance are welcome and will be considered when finalizing specifications for future issuances. Questions on the material herein and inquiries concerning the availability of more detailed information should be addressed to the Director for Information Operations and Reports, Washington Headquarters Services, Room 1C535, The Pentagon, Washington, D.C. 20301.

TABLE OF CONTENTS

	Page
INTRODUCTION	2
SECTION I. MAPS AND STATISTICAL SUMMARIES	
Statistical Abstract for the United States	7

State/Area	Map No.	
Alabama (AL)	1	8
Alaska (AK)	2	10
Arizona (AZ)	3	12
Arkansas (AR)	4	14
California (CA)	5	16
Los Angeles Area	6	18
San Diego Area	7	19
San Francisco Area	8	20
Colorado (CO)	9	22
Connecticut (CT)	10	24
Delaware (DE)	11	26
Florida (FL)	12	28
Georgia (GA)	13	30
Hawaii (HI)	14	32
Idaho (ID)	15	34
Illinois (IL)	16	36
Indiana (IN)	17	38
Iowa (IA)	18	40
Kansas (KS)	19	42
Kentucky (KY)	20	44
Louisiana (LA)	21	46
Maine (ME)	22	48
Maryland (MD)	23	50
Massachusetts (MA)	24	52
Michigan (MI)	25	54
Minnesota (MN)	26	56
Mississippi (MS)	27	58
Missouri (MO)	28	60
Montana (MT)	29	62
Nebraska (NE)	30	64
Nevada (NV)	31	66
New Hampshire (NH)	32	68
New Jersey (NJ)	33	70

v

Preceding Page's Blank

TABLE OF CONTENTS (Continued)

State/Area	Map No.	Page
New Mexico (NM)	34	72
New York (NY)	35	74
New York City	36	76
North Carolina (NC)	37	78
North Dakota (ND)	38	80
Ohio (OH)	39	82
Oklahoma (OK)	40	84
Oregon (OR)	41	86
Pennsylvania (PA)	42	88
Rhode Island (RI)	43	90
South Carolina (SC)	44	92
South Dakota (SD)	45	94
Tennessee (TN)	46	96
Texas (TX)	47	98
Utah (UT)	48	100
Vermont (VT)	49	102
Virginia (VA)	50	104
Norfolk Area	51	106
Washington (WA)	52	108
Washington D.C.	53	110
West Virginia (WV)	54	112
Wisconsin (WI)	55	114
Wyoming (WY)	56	116
Key to Abbreviations		119

SECTION II. INDEX OF MAJOR MILITARY INSTALLATIONS AND INDUSTRIAL FACILITIES

Department of the Army (Military Functions)	123
Department of the Navy (Military Functions)	128
Department of the Air Force (Military Functions)	136

APPENDIX. GUIDE TO OTHER, MORE DETAILED DATA ON PERSONNEL, PAYROLL OUTLAYS, AND PROCUREMENT	145
--	-----

INTRODUCTION

INTRODUCTION

BACKGROUND

Since 1955, the Department of Defense (DOD) has published on a biennial basis the *Map Book of Major Military Installations*. This publication was intended to provide DOD managers a convenient reference for identification of major military installations in the United States. Prior to each issuance, the last of which was in June 1982, the Military Departments provided input concerning the installations to be included.

In the late 1970's, it was suggested by officials within the Office of the Secretary of Defense that the information in the "Map Book" be combined with other DOD geographical information in order to satisfy several requirements in one, easily accessible publication. In 1981, a prototype was developed for comment. From the comments received, a format was developed for the statistical abstract table for each state which is included in this report. This table is devoted entirely to information on DOD personnel, payroll outlays, and prime contracts over \$10,000.

Information in this statistical abstract table is for the most part provided according to Military Department with a total for "Other Defense Activities". Personnel information includes both active duty military and direct hire civilian personnel. Payroll outlays and prime contract awards over \$10,000 are combined to provide an indication of total expenditures for each state. These data are also broken down by type of payroll and category of contract, respectively. In addition, the following information is provided for each state: (1) 10 locations where the largest expenditures were made and the most personnel were located; (2) total prime contract awards over \$10,000 for the past three fiscal years; and (3) the top five contractors, their total awards, major areas of work, and major locations of performance.

NOTES ON COVERAGE

Personnel. Personnel data include total active duty military and direct hire civilian personnel as of September 30, 1982. The military personnel include those based ashore and exclude those which are temporarily shore-based or afloat. In addition, military personnel in each department include a number of personnel in a transient status. The Marine Corps and Air Force report these personnel at their last assigned location prior to their arrival at their new permanent duty location. The Army and Navy include these personnel in one category entitled "Undistributed" which may also include personnel for which an exact location is undetermined. As of September 30, 1982, there were 37,800 personnel reported in this category which could not be distributed by state.

In some instances, the Military Departments report personnel by parent installation rather than their operating location. Such variations tend to occur in metropolitan areas where military activities are scattered among political jurisdictions. In addition, some personnel on temporary duty as of September 30, 1982, may be reported at their assigned locations.

Excluded from the direct hire civilian personnel are those not subject to Office of Management and Budget (OMB) ceiling controls. As of September 30, 1982, the Department of Defense employed 10,896 nonceiling personnel in the United States.

Finally, Department of the Army civilian personnel include employees involved in civil functions in the United States. This consisted of 31,365 employees of the Army Corps of Engineers and 137 Army cemetery employees. Also included in this report are four personnel performing civil functions in the Air Force.

Payroll Outlays. Information provided for payroll outlays must be termed estimated because much of it includes calculated and prorated data. Although the data are based on actual payroll information, in many instances actual data has been prorated to the installation or city level using calculations based on the number of personnel and average salary at an installation or the location of interest.

Payroll outlays comprise gross earnings of personnel which, except for retired military personnel compensation, include gross compensation for personnel services rendered the government and cash allowances for personnel benefits. Excluded from gross earnings for employees is the employer's share of employee benefits.

The user of estimated payroll outlays information should also be aware of problems involved with the location of reported payrolls. Reporting of payroll outlays by the location of the finance office issuing the checks can occur. This could mean that military and civilian pay for the same installation may be reported at different locations if paid by different finance offices.

Finally, payroll outlays for military personnel who are temporarily shore-based or afloat are reported at the personnel's home port.

Prime Contracts. Data provided for each state reflect the net value of debit and credit procurement actions over \$10,000. If a total for a procurement category for a state was a net deficit, the value is indicated in parentheses. In addition, prime contract awards of \$10,000 or less are not included in this report since records pertaining to the locations of performance are not maintained.

In regard to the locations reported for contracts, contract work is not necessarily performed at the location where the contract was awarded. Most manufacturing contracts have been attributed to the contractor's location where the product will be processed and assembled. When contract work will be performed at more than one plant, the contract has been attributed to the location where the largest dollar amount of work will be performed. Both construction and service contracts have been attributed to the state where the work is to be performed. Contracts for transportation and communications services have been attributed to the state where the contractor's home office is located. For purchases from wholesale or other distribution firms, the location is the contractor's business address.

Availability of Additional Information. The Directorate for Information Operations and Reports, Washington Headquarters Services produces numerous publications in the areas of DOD personnel, payroll outlays, and prime contract awards. In addition, DIOR maintains detailed information in these areas on computer or on microfiche. A guide to the type of information available is provided in the appendix.

SECTION I
MAPS AND STATISTICAL SUMMARIES

UNITED STATES -- TOTAL

FISCAL YEAR 1982

(DOLLARS IN THOUSANDS)

Personnel Expenditures	Total	Army	Navy & Marine Corps	Air Force	Other Defense Activities
I. Personnel - Total ^{1/}	2,287,100	830,863	707,793	681,234	70,190
Active Duty Military	1,387,689	514,257	415,266	458,166	-
Civilian	899,411	316,626	289,527	223,068	70,190
II. Expenditures - Total	\$ 167,907,997	\$ 45,875,288	\$ 58,404,990	\$ 48,623,597	\$ 15,057,122
A. Payroll Outlays - Total	64,103,208	21,688,142	21,745,991	19,018,324	1,650,751
Active Duty Military Pay	25,827,661	8,121,415	10,052,260	7,653,986	-
Civilian Pay	21,559,710	6,928,115	7,739,928	5,240,916	1,650,751
Reserve & National Guard Pay	2,320,237	1,806,668	464,792	648,777	-
Retired Military Pay	13,795,600	4,831,344	3,489,011	5,474,645	-
B. Prime Contracts Over \$10,000 - Total	103,857,789	24,187,146	36,658,999	29,605,273	13,406,371
Supply Contracts	57,911,153	14,934,105	24,784,792	16,608,073	11,584,183
R&D Contracts	14,756,774	2,916,665	3,522,503	8,369,185	572,421
Service Contracts	17,850,433	4,245,367	7,825,001	4,532,844	1,246,221
Construction Contracts	1,552,919	928,499	525,703	95,171	3,546
Civil Function Contracts	1,786,516	1,786,510	-	-	-

Major Locations of Expenditures	Expenditures			Major Locations of Personnel	Military and Civilian Personnel		
	Total	Payroll Outlays	Prime Contracts		Total	Active Duty Military	Civilian
St. Louis, MO	\$5,071,087	\$ 335,161	\$4,735,926	San Diego, CA	46,921	34,947	11,974
San Diego, CA	2,989,805	1,674,478	1,315,327	Arlington, VA	46,184	18,021	28,163
Seattle, WA	2,355,227	144,158	2,211,089	Fort Bragg, NC	43,894	39,367	4,527
Los Angeles, CA	2,121,245	227,092	1,894,153	Fort Hood, TX	42,108	38,008	4,100
Sunnyvale, CA	2,038,973	59,470	1,989,503	Camp LeJeune, NC	34,908	32,148	2,760
Arlington, VA	1,993,541	1,445,493	548,048	Camp Pendleton, CA	32,221	29,984	2,237
Groton, CT	1,571,349	159,098	1,412,251	Norfolk, VA	31,473	16,235	15,238
Fort Worth, TX	1,950,655	96,435	1,854,196	Washington, DC	29,083	12,868	16,215
Norfolk, VA	1,948,246	1,558,821	389,425	Philadelphia, PA	26,884	3,483	23,395
Bethpage, NY	1,858,102	7,555	1,850,547	Fort Lewis, WA	24,879	22,028	2,851

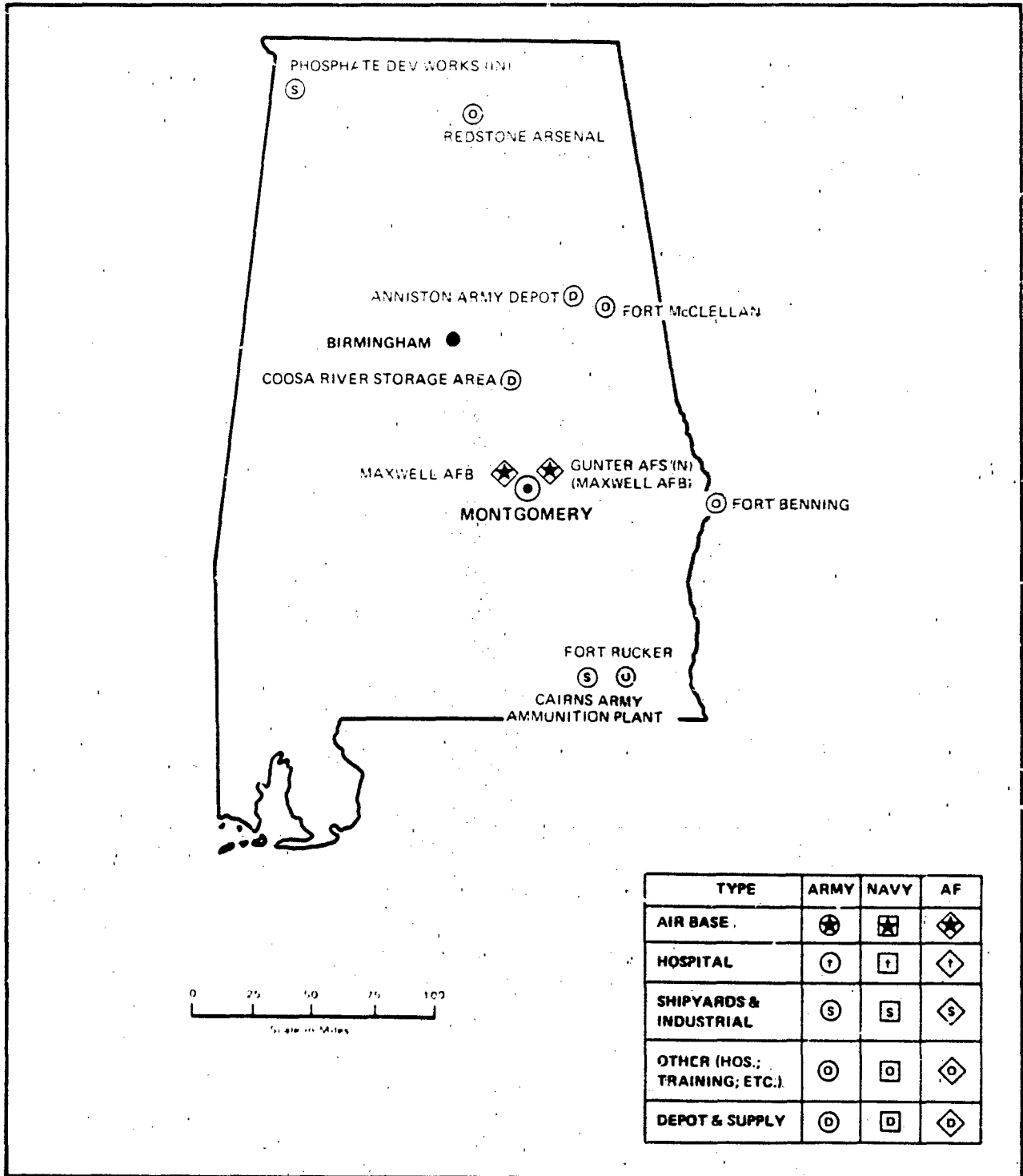
Prime Contracts Over \$10,000	Total	Army	Navy & Marine Corps	Air Force	Other Defense Activities
Fiscal Year 1982	\$ 103,857,789	\$ 24,187,146	\$ 36,658,999	\$ 29,605,273	\$ 13,406,371
Fiscal Year 1981	87,761,215	19,990,196	27,413,950	25,269,555	15,087,514
Fiscal Year 1980	68,069,549	15,562,783	22,846,447	20,861,468	8,798,851

Top Five Contractors (Awards Over \$10,000)/ Major Locations of Performance	Total Amount	Major Areas of Work
1. General Dynamics Corp./Groton, CT	\$ 5,866,506	Aircraft prod.; nuclear submarines; missile sys.; tanks.
2. McDonnell Douglas Corp./St. Louis, MO	5,617,871	Aircraft and missile system production.
3. United Technologies Corp./East Hartford, CT	4,070,363	Aircraft engines and helicopters.
4. General Electric Co./Cinn., OH; Lynn, MA	3,562,112	Nuclear reactors; aircraft engines.; space vehicle comp.
5. Hughes Aircraft Co./El Segundo, CA	3,045,334	Missile system production; radar & missiles; R&D; tanks.
Total of Above	\$ 22,162,186	(21.3% of total awards over \$10,000)

^{1/} Includes 37,800 undistributed military personnel (Army: 19,214; Navy: 18,586)

MAP NO. 1

ALABAMA



ALABAMA

FISCAL YEAR 1982

(DOLLARS IN THOUSANDS)

Personnel/Expenditures	Total	Army	Navy & Marine Corps	Air Force	Other Defense Activities
I. Personnel - Total	48,367	39,478	728	7,737	424
Active Duty Military	23,395	17,383	716	4,795	-
Civilian	24,972	21,595	12	2,941	424
II. Expenditures - Total	\$ 2,423,170	\$ 1,594,037	\$ 139,297	\$ 446,893	\$ 242,943
A. Payroll Outlays - Total	1,470,159	1,075,884	62,650	322,307	9,318
Active Duty Military Pay	432,080	306,353	11,001	114,726	-
Civilian Pay	591,167	518,763	324	62,762	9,318
Reserve & National Guard Pay	121,313	98,375	5,210	17,728	-
Retired Military Pay	325,599	152,393	46,115	127,091	-
B. Prime Contracts Over \$10,000 - Total	953,011	518,153	76,647	124,586	233,625
Supply Contracts	420,145	110,715	30,869	52,323	226,238
R&D Contracts	94,048	84,661	4,714	3,919	754
Service Contracts	372,481	256,617	40,982	68,249	6,633
Construction Contracts	43,231	43,354	82	95	-
Civil Function Contracts	23,106	23,106	-	-	-

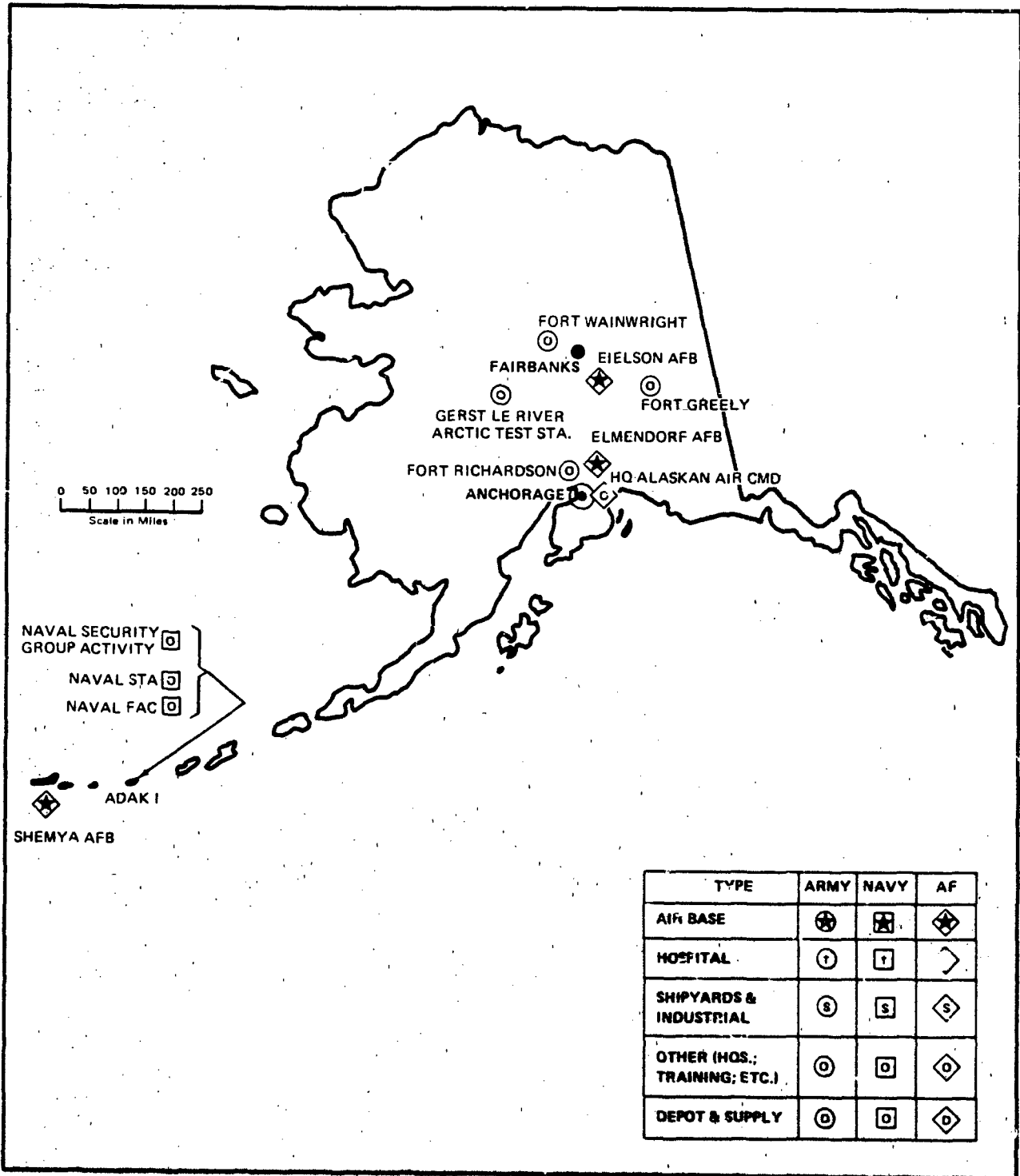
Major Locations of Expenditures	Expenditures			Major Locations of Personnel	Military and Civilian Personnel		
	Total	Payroll Outlays	Prime Contracts		Total	Active Duty Military	Civilian
Fort Rucker	\$ 363,092	\$ 233,524	\$ 177,569	Redstone Arsenal	12,438	3,582	8,656
Redstone Arsenal	354,436	307,285	4,151	Fort Rucker	9,821	6,802	3,019
Huntsville	311,866	67,278	244,588	Fort McClellan	8,920	7,273	1,647
Fort McClellan	168,768	144,059	24,709	Maxwell AFB	4,732	3,193	1,539
Anniston	142,344	110,532	31,812	Anniston	4,599	72	4,527
Maxwell AFB	131,155	112,684	18,471	Gunter AFB	2,089	1,260	829
Birmingham	108,665	31,813	76,852	Huntsville	1,335	93	1,242
Montgomery	96,283	71,291	24,992	Mobile	1,152	73	1,079
Theodore	70,221	1,363	68,858	Montgomery	1,005	280	725
Mobile	65,111	48,585	16,526	Birmingham	925	301	624

Prime Contracts Over \$10,000	Total	Army	Navy & Marine Corps	Air Force	Other Defense Activities
Fiscal Year 1982	\$ 953,011	\$ 518,153	\$ 76,647	\$ 124,586	\$ 233,625
Fiscal Year 1981	847,752	440,022	62,675	153,239	191,816
Fiscal Year 1980	746,415	447,679	37,908	138,490	129,338

Top Five Contractors (Awards Over \$10,000)/ Major Locations of Performance	Total Amount	Major Areas of Work
1. Hayes International Corp./Birmingham	\$ 80,338	Maintenance and repair of aircraft.
2. Teledyne Brown Eng./Huntsville	78,941	Maintenance and repair of missiles; R & D.
3. Northrop Worldwide Air. Svcs Inc./Fort Rucker	50,917	Maintenance and repair of aircraft.
4. Selma Apparel Corp./Selma	44,871	Special purpose clothing.
5. Great Western Devel. Corp./Theodore	41,356	Petroleum.
Total of Above	\$ 296,423	(31.1% of total awards over \$10,000)

MAP NO. 2

ALASKA



ALASKA

FISCAL YEAR 1982

(DOLLARS IN THOUSANDS)

Personnel/Expenditures	Total	Army	Navy & Marine Corps	Air Force	Other Defense Activities
I. Personnel - Total	25,493	10,775	1,879	12,800	39
Active Duty Military	21,000	8,144	1,702	11,154	-
Civilian	4,493	2,631	177	1,646	39
II. Expenditures - Total	\$ 864,914	\$ 341,713	\$ 63,041	\$ 354,048	\$ 106,112
A. Payroll Outlays - Total	533,397	237,344	35,574	259,266	1,213
Active Duty Military Pay	323,365	125,527	25,108	172,730	-
Civilian Pay	143,741	78,405	5,969	58,154	1,213
Reserve & National Guard Pay	22,090	19,237	343	2,510	-
Retired Military Pay	44,201	14,175	4,154	25,872	-
B. Prime Contracts Over \$10,000 - Total	331,517	104,369	27,467	94,782	104,899
Supply Contracts	93,138	3,819	118	3,289	85,912
R&D Contracts	1,167	240	295	211	421
Service Contracts	171,708	41,914	25,239	85,989	18,566
Construction Contracts	60,714	53,606	1,815	5,293	-
Civil Function Contracts	4,790	4,790	-	-	-

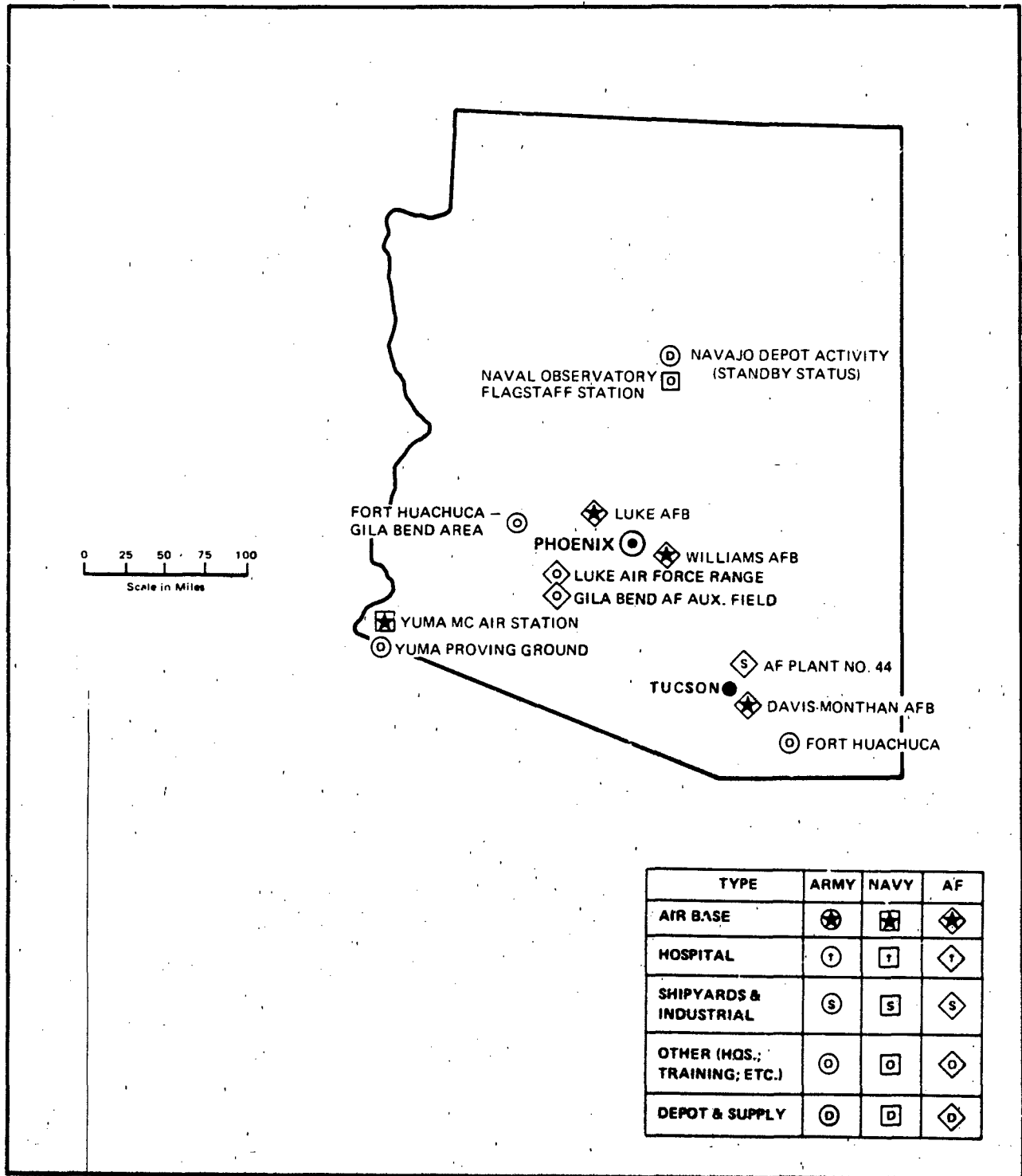
Major Locations of Expenditures	Expenditures			Major Locations of Personnel	Military and Civilian Personnel		
	Total	Payroll Outlays	Prime Contracts		Total	Active Duty Military	Civilian
Elmendorf AFB	\$ 219,130	\$ 148,587	\$ 70,543	Elmendorf AFB	7,658	6,164	1,494
Fort Richardson	134,765	121,395	13,370	Fort Richardson	5,917	4,632	1,285
Eielson AFB	71,351	57,160	14,191	Eielson AFB	3,494	3,205	289
Anchorage	67,477	33,206	34,271	Fort Wainwright	3,042	2,500	542
Fort Wainwright	66,289	55,127	11,162	Adak	1,818	1,644	174
Adak	51,054	30,131	20,923	Fort Greely	1,167	955	212
North Pole	37,420	442	36,978	Shemya AFB	641	588	53
Cape Romanzof AFS	36,293	-	36,293	Galena	387	369	18
Fort Greely	31,934	25,721	6,213	Anchorage	377	136	241
Kenai	28,257	256	28,001	King Salmon	363	346	17

Prime Contracts Over \$10,000	Total	Army	Navy & Marine Corps	Air Force	Other Defense Activities
Fiscal Year 1982	\$ 331,517	\$ 104,369	\$ 27,467	\$ 94,782	\$ 104,899
Fiscal Year 1981	349,423	70,139	29,195	73,895	176,193
Fiscal Year 1980	257,355	51,657	48,380	89,371	67,947

Top Five Contractors (Awards Over \$10,000)/ Major Locations of Performance	Total Amount	Major Areas of Work
1. RCA Corp./Elmendorf AFB	\$ 44,592	Oper. of govt. facility; electronics & communications.
2. North Pole Refining Co./North Pole	36,978	Petroleum.
3. Morrison Knudsen Co., Inc./Cape Romanzof AFS	36,934	Construction.
4. Chevron USA, Inc./Dutch Harbor	23,862	Petroleum.
5. Alascom, Inc./Anchorage	18,147	Communication Services.
Total of Above	\$ 160,513	(48.4% of total awards over \$10,000)

MAP NO. 3

ARIZONA



ARIZONA

FISCAL YEAR 1982

(DOLLARS IN THOUSANDS)

Personnel/Expenditures	Total	Army	Navy & Marine Corps	Air Force	Other Defense Activities
I. Personnel - Total	32,828	11,025	1,500	19,975	328
Active Duty Military	23,143	6,016	1,081	16,046	-
Civilian	9,685	5,009	419	3,929	328
II. Expenditures - Total	\$ 2,483,124	\$ 1,024,038	\$ 374,820	\$ 994,671	\$ 89,595
A. Payroll Outlays - Total	985,126	353,815	81,006	542,766	7,539
Active Duty Military Pay	379,445	106,376	16,938	256,131	-
Civilian Pay	225,178	125,028	9,750	82,861	7,539
Reserve & National Guard Pay	31,609	15,275	3,395	12,939	-
Retired Military Pay	348,894	107,136	50,923	190,835	-
B. Prime Contracts Over \$10,000 - Total	1,497,998	670,223	293,814	451,905	82,056
Supply Contracts	1,223,379	562,520	249,013	342,789	69,057
R&D Contracts	119,671	38,343	28,204	40,488	12,636
Service Contracts	120,299	50,247	12,357	57,332	363
Construction Contracts	26,815	11,279	4,240	11,296	-
Civil Function Contracts	7,834	7,834	-	-	-

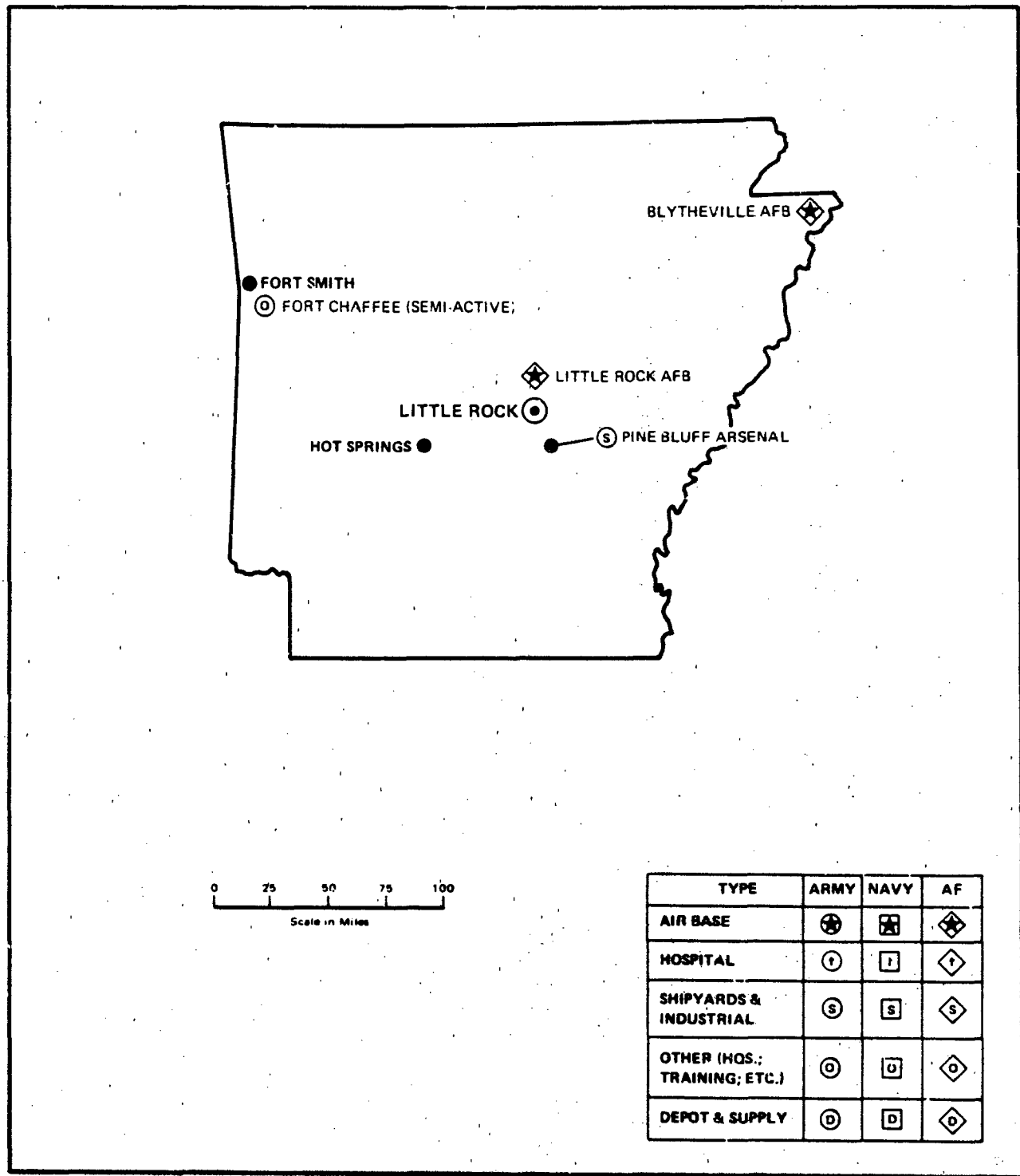
Major Locations of Expenditures	Expenditures			Major Locations of Personnel	Military and Civilian Personnel		
	Total	Payroll Outlays	Prime Contracts		Total	Active Duty Military	Civilian
Tucson	\$ 724,769	\$ 117,024	\$ 607,745	Fort Huachuca	9,417	5,450	3,967
Phoenix	373,497	109,920	260,577	Davis-Monthan AFB	7,592	6,226	1,366
Fort Huachuca	225,556	196,179	29,377	Luke AFB	6,966	5,894	1,072
Scottsdale	224,351	23,681	200,670	Williams AFB	4,024	3,310	714
Mesa	204,208	25,474	178,734	Yuma	1,328	913	415
Davis-Monthan AFB	146,991	126,072	20,919	Yuma Proving Ground	1,187	508	679
Luke AFB	132,502	114,536	17,966	Phoenix	952	231	721
Williams AFB	99,464	78,387	21,077	Tucson	714	178	536
Tempe	89,784	7,924	81,860	Gila Bend	297	208	89
Litchfield Park	39,333	4,815	34,518	Tempe	117	106	11

Prime Contracts Over \$10,000	Total	Army	Navy & Marine Corps	Air Force	Other Defense Activities
Fiscal Year 1982	\$ 1,497,998	\$ 670,223	\$ 293,814	\$ 451,905	\$ 82,056
Fiscal Year 1981	1,141,807	447,910	213,241	411,325	69,331
Fiscal Year 1980	729,656	231,305	180,363	277,014	40,974

Top Five Contractors (Awards Over \$10,000)/ Major Locations of Performance	Total Amount	Major Areas of Work
1. Hughes Aircraft Co./Tucson	\$ 570,959	Missile system production.
2. Motorola, Inc./Scottsdale	252,886	Electronics & communications; missile components.
3. Hughes Helicopters Inc./Mesa	159,013	Rotary wings for aircraft.
4. Garrett Corp./Phoenix	156,069	Aircraft components.
5. Goodyear Aerospace Corp./Litchfield Park	33,326	Aircraft components and equipment.
Total of Above	\$ 1,172,253	(78.3% of total awards over \$ 10,000)

MAP NO. 4

ARKANSAS



ARKANSAS

FISCAL YEAR 1982

(DOLLARS IN THOUSANDS)

Personnel/Expenditures	Total	Army	Navy & Marine Corps	Air Force	Other Defense Activities
I. Personnel - Total	14,150	3,324	222	10,563	41
Active Duty Military	9,698	347	215	9,136	-
Civilian	4,452	2,977	7	1,427	41
II. Expenditures - Total	\$ 990,989	\$ 515,988	\$ 122,101	\$ 308,827	\$ 44,073
A. Payroll Outlays - Total	465,694	154,026	40,983	269,769	916
Active Duty Military Pay	159,689	9,450	3,245	146,994	-
Civilian Pay	94,672	64,881	138	28,737	916
Reserve & National Guard Pay	29,102	19,264	1,866	7,972	-
Retired Military Pay	182,231	60,431	35,734	86,066	-
B. Prime Contracts Over \$10,000 - Total	525,295	361,962	81,118	39,058	43,157
Supply Contracts	313,799	261,966	1,659	7,202	42,972
R&D Contracts	598	583	-	15	-
Service Contracts	123,670	12,308	79,459	31,718	185
Construction Contracts	14,247	14,124	-	123	-
Civil Function Contracts	72,981	72,981	-	-	-

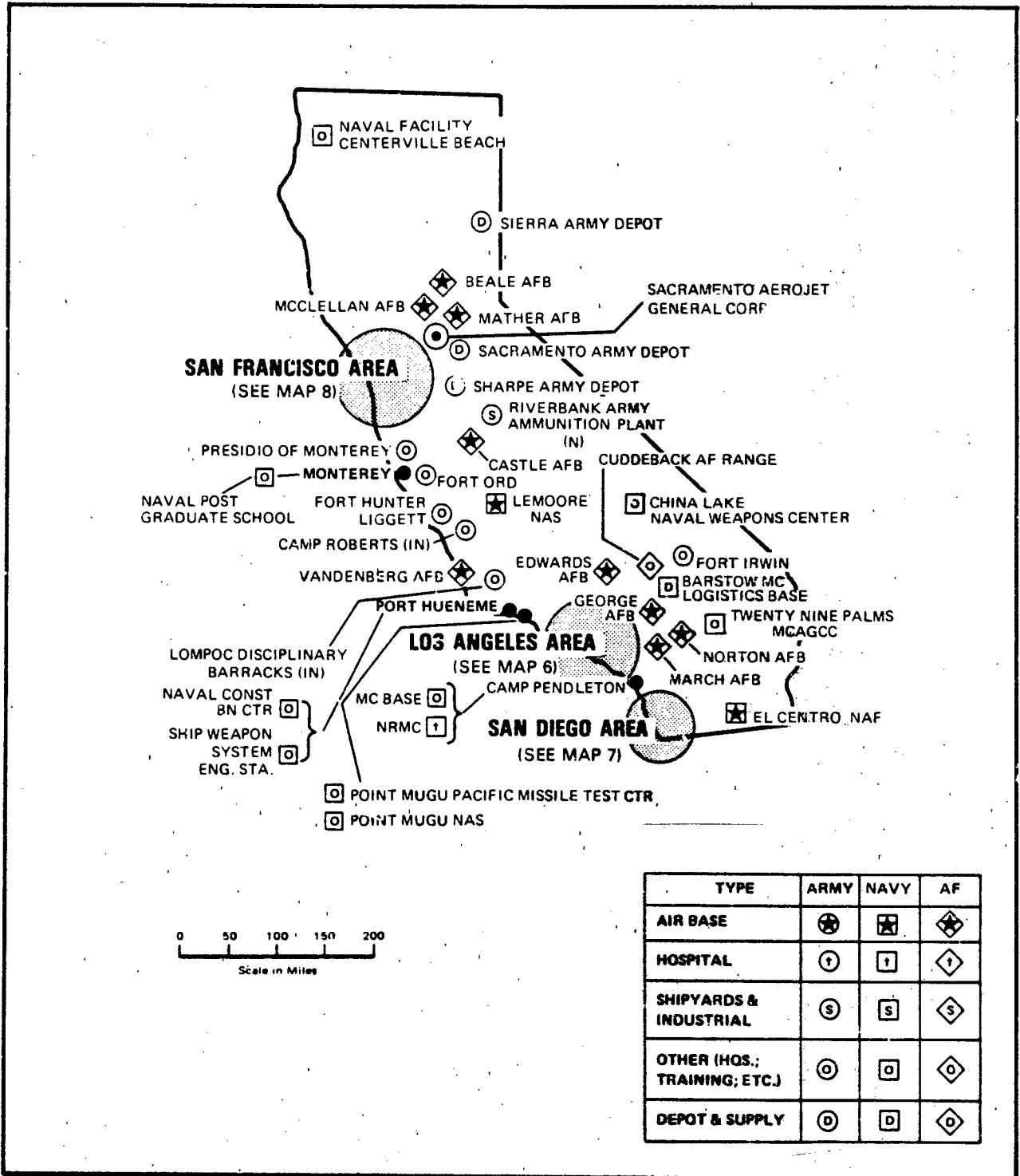
Major Locations of Expenditures	Expenditures			Major Locations of Personnel	Military and Civilian Personnel		
	Total	Payroll Outlays	Prime Contracts		Total	Active Duty Military	Civilian
Camden	\$ 319,610	\$ 858	\$ 318,752	Little Rock AFB	7,052	6,385	667
Little Rock AFB	140,703	117,126	23,577	Blytheville AFB	3,050	2,710	340
Blytheville AFB	68,843	48,335	20,508	Pine Bluff	1,093	120	973
Pine Bluff	41,858	30,117	11,741	Little Rock	683	275	408
Little Rock	32,452	25,086	7,366	Fort Chaffee	397	-	397
Jacksonville	19,575	15,239	336	Camp J. T. Robinson	269	1	268
Lake Village	19,283	348	18,935	Fort Smith	252	27	225
Fort Smith	17,682	10,761	6,921	Jacksonville	194	3	191
Mountain Home	17,620	4,034	13,586	Russellville	119	15	104
Texarkana	17,089	1,275	15,814	Mountain Home	95	-	95

Prime Contracts Over \$10,000	Total	Army	Navy & Marine Corps	Air Force	Other Defense Activities
Fiscal Year 1982	\$ 525,295	\$ 361,962	\$ 81,118	\$ 39,058	\$ 43,157
Fiscal Year 1981	218,485	159,025	1,003	21,620	36,837
Fiscal Year 1980	172,384	115,860	2,728	18,281	35,515

Top Five Contractors (Awards Over \$10,000)/ Major Locations of Performance	Total Amount	Major Areas of Work
1. General Dynamics Corp./Camden	\$ 187,259	Maintenance and repair of missile systems; ammunition.
2. Vought Corp./Camden	102,959	Rocket system production.
3. J. A. Jones Construction Co./Lake Village	18,448	Construction.
4. BEI Electronics, Inc./Camden	15,928	Ammunition.
5. Cooper Tire & Rubber Co./Texarkana	14,731	Tires and pneumatic tubes.
Total of Above	\$ 340,325	(64.5% of total awards over \$10,000)

MAP NO. 5

CALIFORNIA



CALIFORNIA

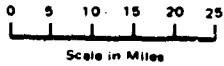
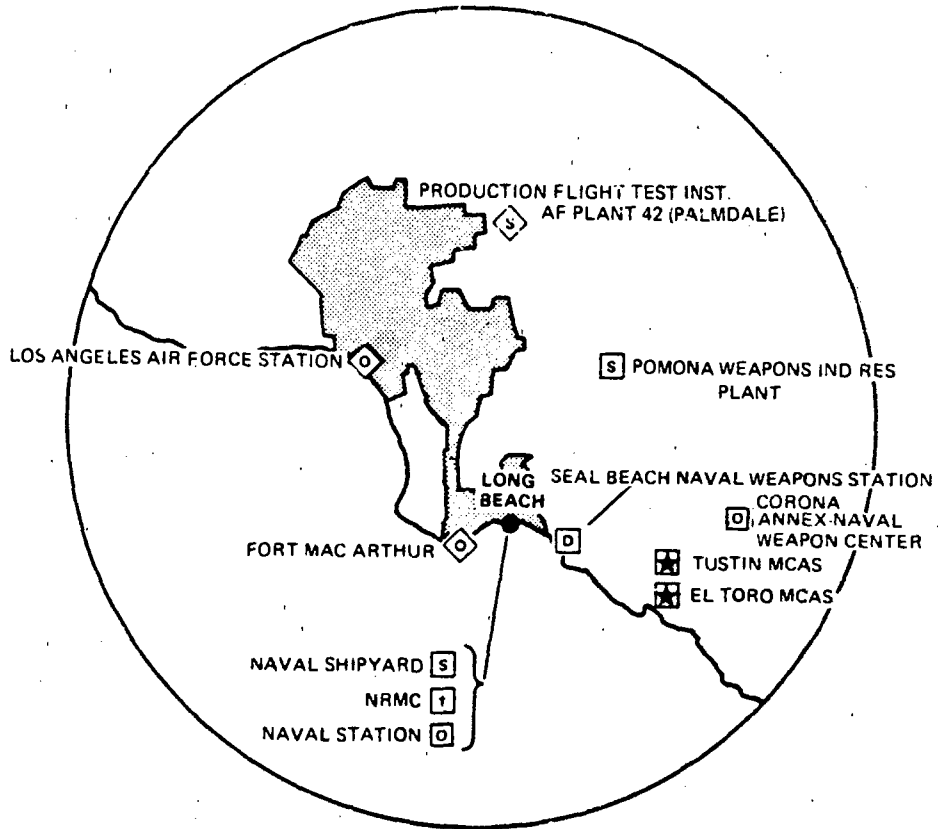
FISCAL YEAR 1982

(DOLLARS IN THOUSANDS)

Personnel/Expenditures	Total	Army	Navy & Marine Corps	Air Force	Other Defense Activities		
I. Personnel - Total	326,294	44,122	192,055	82,786	7,331		
Active Duty Military	198,080	27,182	116,767	54,131	-		
Civilian	128,214	16,940	75,286	28,655	7,331		
II. Expenditures - Total	\$ 32,609,258	\$ 5,812,031	\$ 14,014,096	\$ 10,478,680	\$ 2,304,451		
A. Payroll Outlays - Total	9,924,743	1,356,706	5,953,542	2,445,693	168,802		
Active Duty Military Pay	4,458,559	450,842	3,078,749	928,958	-		
Civilian Pay	3,276,465	360,756	2,039,905	707,002	168,802		
Reserve & National Guard Pay	243,651	101,366	80,454	61,831	-		
Retired Military Pay	1,946,068	443,742	754,434	747,892	-		
B. Prime Contracts Over \$10,000 - Total	22,684,515	4,455,325	8,060,554	8,032,987	2,135,649		
Supply Contracts	13,163,222	3,106,391	5,067,637	3,127,780	1,861,414		
R&D Contracts	5,760,231	842,846	955,867	3,751,167	210,351		
Service Contracts	3,347,705	272,393	1,886,445	1,124,983	63,884		
Construction Contracts	306,738	127,076	150,605	29,057	-		
Civil Function Contracts	106,619	106,619	-	-	-		
Major Locations of Expenditures	Expenditures			Major Locations of Personnel	Military and Civilian Personnel		
	Total	Payroll Outlays	Prime Contracts		Total	Active Duty Military	Civilian
San Diego	\$ 2,989,805	\$ 1,674,478	\$ 1,315,327	San Diego	46,921	34,947	11,974
Los Angeles	2,121,245	227,092	1,894,153	Camp Pendleton	32,221	29,984	2,237
Sunnyvale	2,038,973	49,470	1,989,503	Fort Ord	19,034	16,694	2,340
El Segundo	1,232,349	34,655	1,247,694	McClellan AFB	16,526	3,324	12,202
San Jose	1,267,263	47,764	1,219,499	Coronado	14,712	7,143	7,569
Pomona	1,007,891	16,277	991,614	Mare Island Naval Ship.	11,562	1,828	9,734
Long Beach	848,147	348,484	499,663	Travis AFB	11,055	8,703	2,352
Fullerton	781,800	7,290	774,510	Santa Ana	9,994	9,734	260
Burbank	701,349	7,370	693,973	Long Beach	9,826	1,455	8,371
Culver City	681,309	4,075	677,234	Norton AFB	8,539	5,544	2,995
Prime Contracts Over \$10,000	Total	Army	Navy & Marine Corps	Air Force	Other Defense Activities		
Fiscal Year 1982	\$ 22,684,515	\$ 4,455,325	\$ 8,060,554	\$ 8,032,987	\$ 2,135,649		
Fiscal Year 1981	16,698,825	3,643,806	6,170,560	4,882,591	2,001,868		
Fiscal Year 1980	13,914,429	2,669,356	5,201,268	4,317,656	1,726,147		
Top Five Contractors (Awards Over \$10,000)/ Major Locations of Performance	Total Amount	Major Areas of Work					
1. Hughes Aircraft Co./El Segundo, Fullerton	\$ 2,461,851	Aircraft comp.; missile prod.; electronic equip.; R&D.					
2. Rockwell International Corp./Los Angeles	2,163,867	Aircraft & missile comp.; R&D; elec. & navigation equip.					
3. Lockheed Missiles & Space Co., Inc./Sunnyvale	1,438,281	Missile maintenance, repair & production; sys. eng.; R&D.					
4. General Dynamics Corp./Pomona	1,415,013	Missile comp., prod., & repair; aircraft repair; R&D.					
5. FMC Corp./San Jose	1,118,351	Production of combat vehicles & personnel carriers; R&D.					
Total of Above	\$ 8,597,363	(37.9% of total awards over \$10,000)					

MAP NO. 6

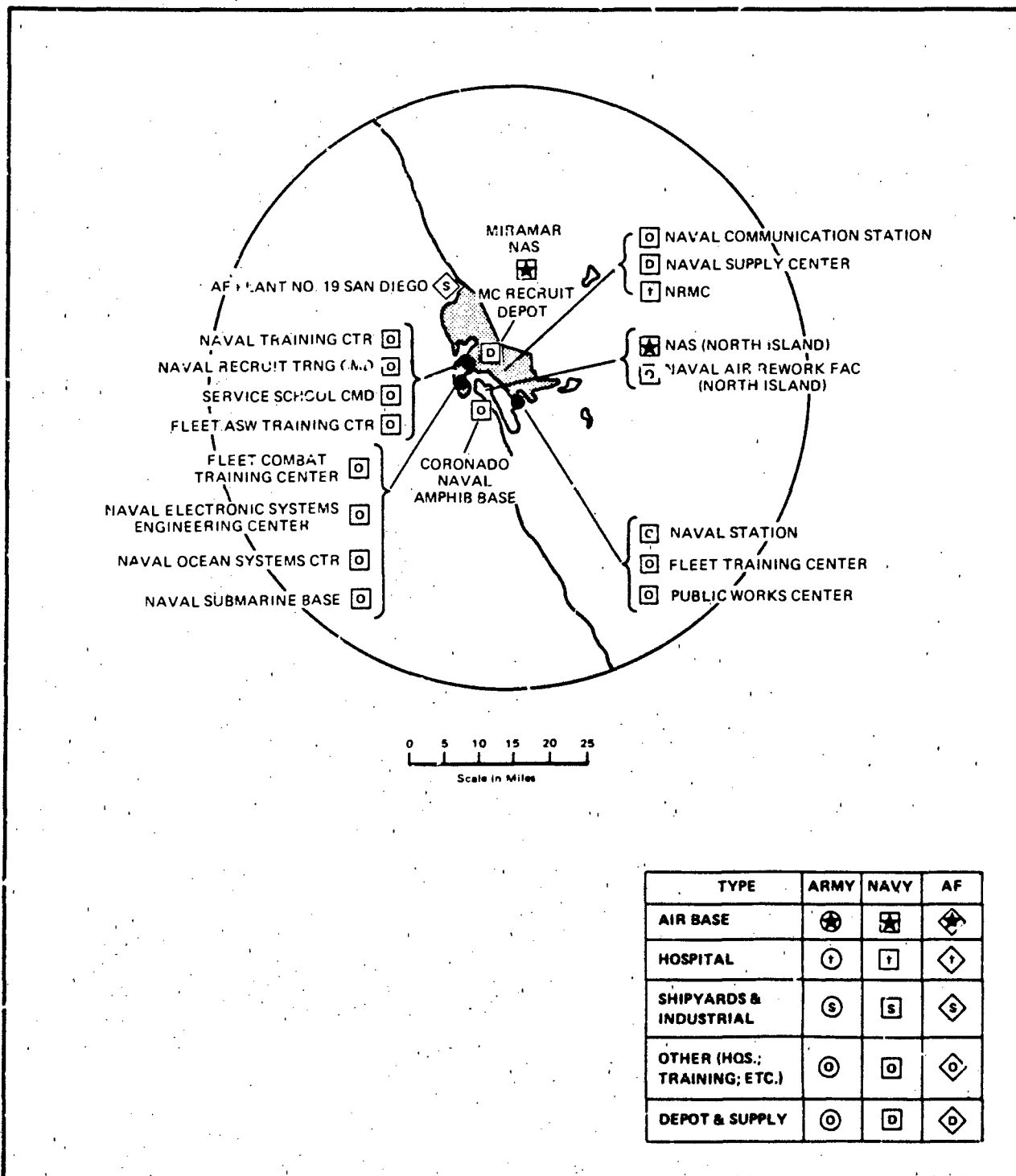
LOS ANGELES AREA



TYPE	ARMY	NAVY	AF
AIR BASE	⊗	⊠	⊠
HOSPITAL	⊙	⊠	⊠
SHIPYARDS & INDUSTRIAL	⊙	⊠	⊠
OTHER (HQS., TRAINING, ETC.)	⊙	⊠	⊠
DEPOT & SUPPLY	⊙	⊠	⊠

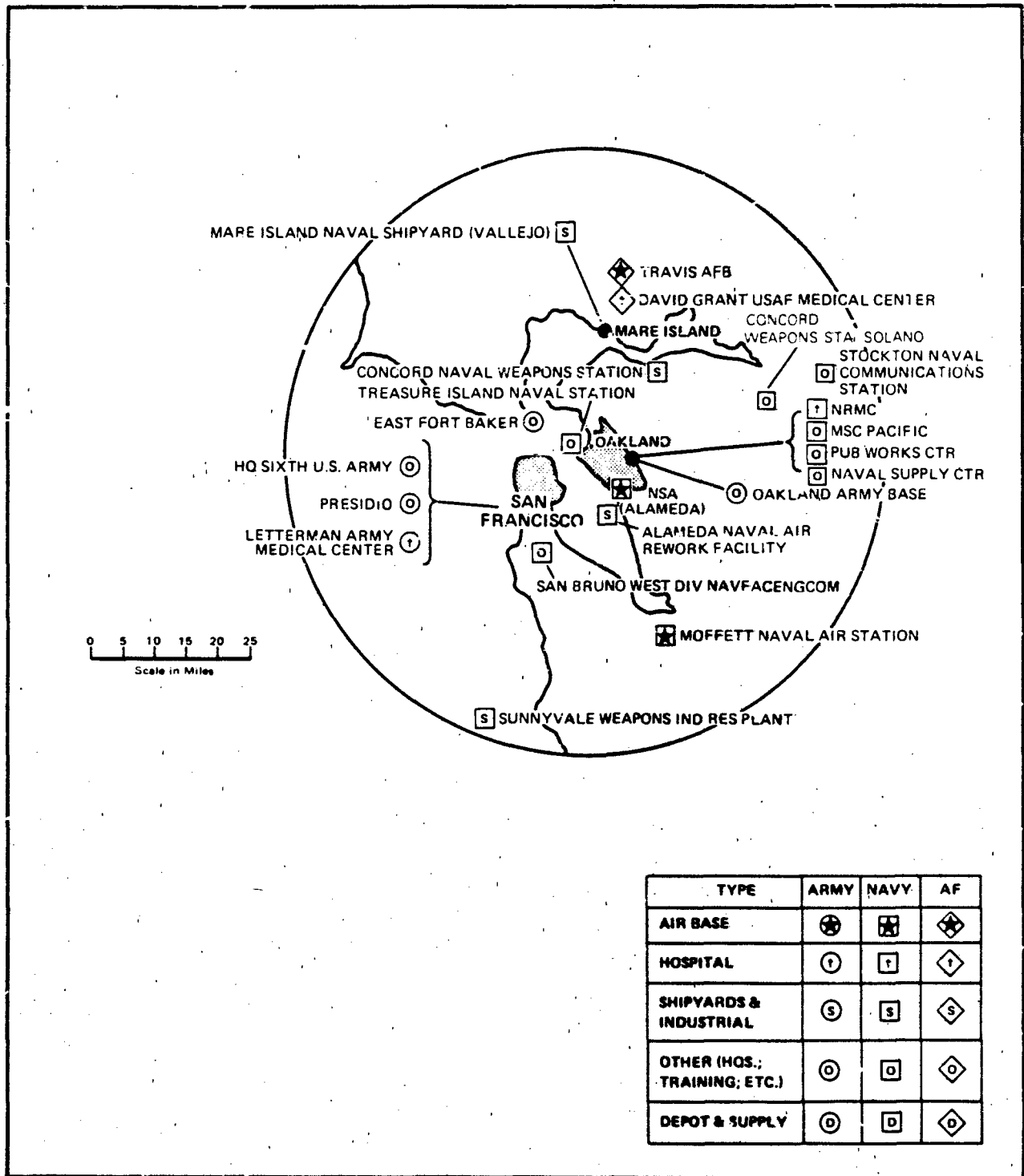
MAP NO. 7

SAN DIEGO AREA



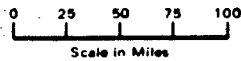
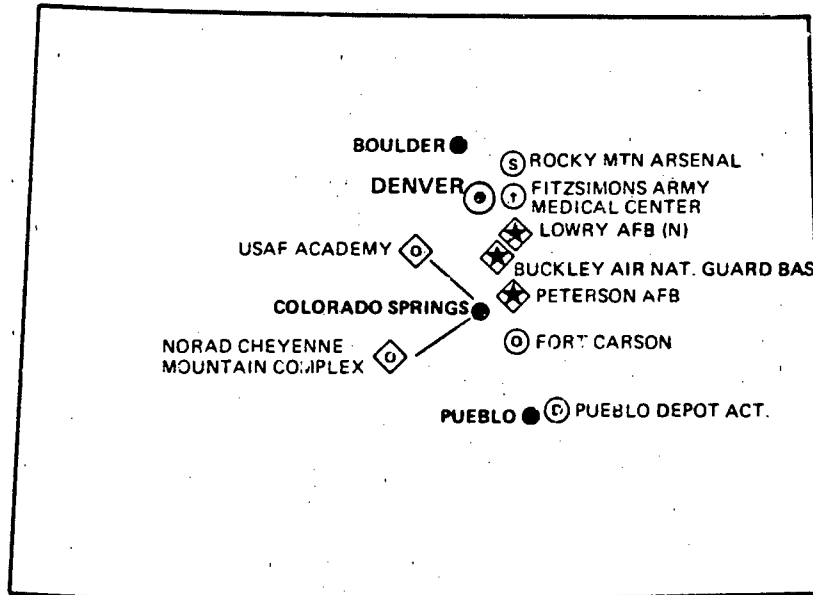
MAP NO. 8

SAN FRANCISCO AREA



MAP NO. 9

COLORADO



TYPE	ARMY	NAVY	AF
AIR BASE	✪	✪	✪
HOSPITAL	①	①	①
SHIPYARDS & INDUSTRIAL	⑤	⑤	⑤
OTHER (HQS.; TRAINING; ETC.)	⊙	⊙	⊙
DEPOT & SUPPLY	⊙	⊙	⊙

COLORADO

FISCAL YEAR 1982

(DOLLAR IN THOUSANDS)

Personnel/Expenditures	Total	Army	Navy & Marine Corps	Air Force	Other Defense Activities		
I. Personnel - Total	54,922	26,250	729	27,374	469		
Active Duty Military	41,291	20,924	720	19,647	-		
Civilian	13,531	5,326	9	7,727	469		
II. Expenditures - Total	\$ 2,422,550	\$ 819,548	\$ 99,528	\$ 1,391,981	\$ 111,493		
A. Payroll Outlays - Total	1,349,101	656,982	52,558	626,814	11,747		
Active Duty Military Pay	606,211	341,350	11,940	252,921	-		
Civilian Pay	277,753	108,786	174	157,046	11,747		
Reserve & National Guard Pay	84,951	68,937	5,801	10,213	-		
Retired Military Pay	379,186	137,909	34,643	206,634	-		
B. Prime Contracts Over \$10,000. - Total	1,074,449	162,566	46,970	765,167	99,746		
Supply Contracts	234,915	27,822	29,534	102,082	75,477		
R&D Contracts	545,660	7,820	11,687	513,742	12,411		
Service Contracts	216,542	50,004	5,749	148,931	11,858		
Construction Contracts	75,327	74,915	-	412	-		
Civil Function Contracts	2,005	2,005	-	-	-		

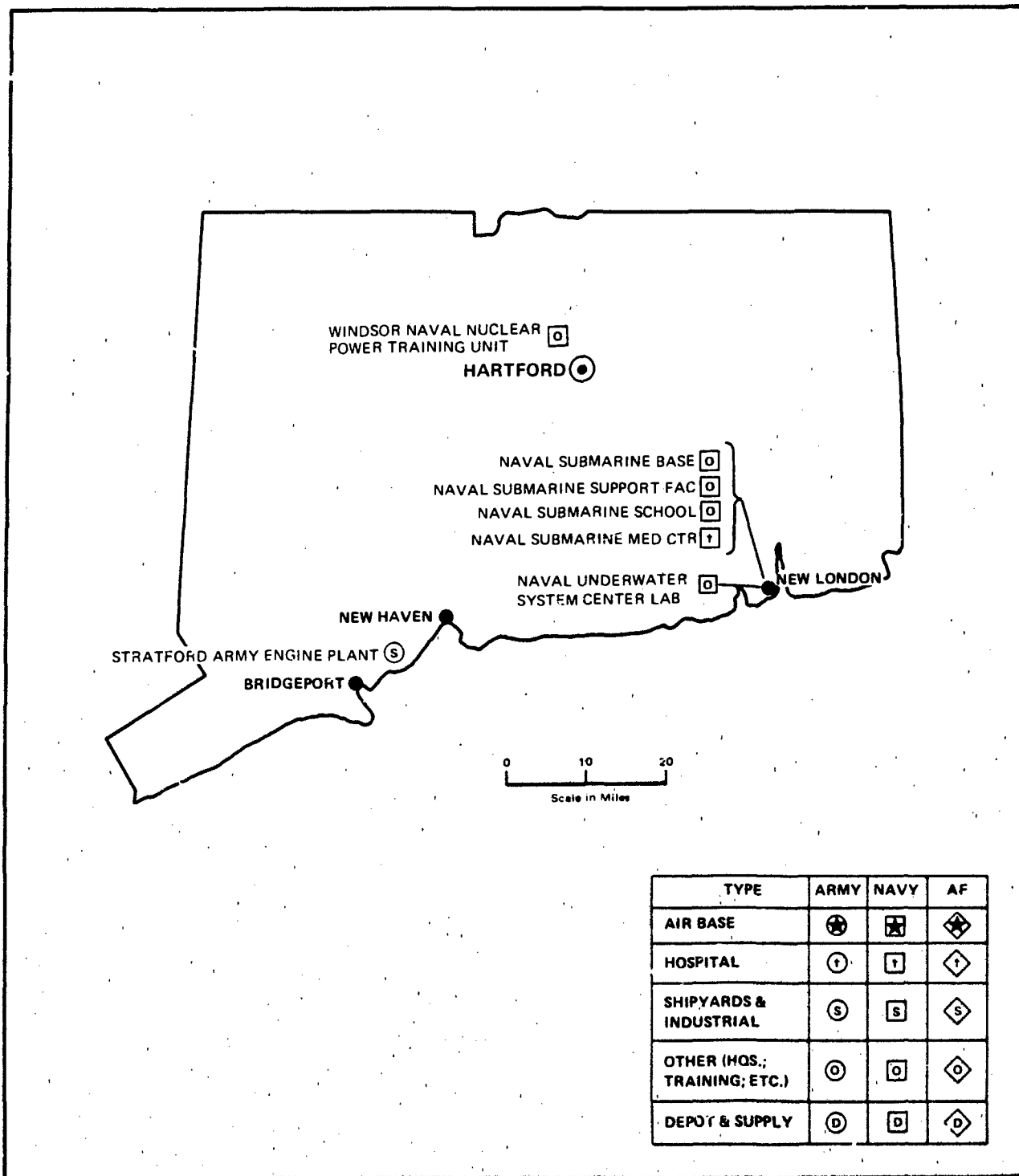
Major Locations of Expenditures	Expenditures			Major Locations of Personnel	Military and Civilian Personnel		
	Total	Payroll Outlays	Prime Contracts		Total	Active Duty Military	Civilian
Denver	\$ 804,994	\$ 89,871	\$ 715,123	Fort Carson	21,187	18,826	2,361
Fort Carson	457,307	381,780	75,527	Lowry AFB	12,330	8,328	4,002
Lowry AFB	217,094	197,753	19,341	Air Force Academy	9,004	7,181	1,823
Colorado Springs	210,742	91,642	119,100	Aurora	4,721	2,437	2,284
Aurora	187,023	162,074	24,949	Peterson Field	2,309	1,448	861
Air Force Academy	123,166	96,374	26,792	Cheyenne Mountain	1,429	1,429	-
Peterson Field	68,519	53,198	15,321	Denver	933	723	210
Cheyenne Mountain	56,118	56,118	-	Colorado Springs	891	491	400
Pueblo	27,541	25,259	2,282	Pueblo	865	41	824
Englewood	24,373	8,603	15,770	Rocky Mountain Arsenal	360	22	338

Prime Contracts Over \$10,000	Total	Army	Navy & Marine Corps	Air Force	Other Defense Activities		
Fiscal Year 1982	\$ 1,074,449	\$ 162,566	\$ 46,970	\$ 765,167	\$ 99,746		
Fiscal Year 1981	936,074	132,724	43,701	697,340	64,309		
Fiscal Year 1980	518,300	66,238	26,283	366,832	58,947		

Top Five Contractors (Awards Over \$10,000)/ Major Locations of Performance	Total Amount	Major Areas of Work					
1. Martin Marietta Corp./Denver	\$ 632,286	Missile components; R&D.					
2. Cal Construction JV/Fort Carson	59,787	Construction/hospitals.					
3. TRW Colorado Electronics, Inc./Colorado Spgs.	34,768	Communication & electronic equipment.					
4. Ford Aerospace & Communications/Colorado Spgs.	29,767	Surveillance systems; communication systems; R&D.					
5. Chaparral Industries, Inc./Lowry AFB	14,788	Missiles components; ammunition.					
Total of Above	\$ 771,396	(71.8% of total awards over \$10,000)					

MAP NO. 10

CONNECTICUT



CONNECTICUT

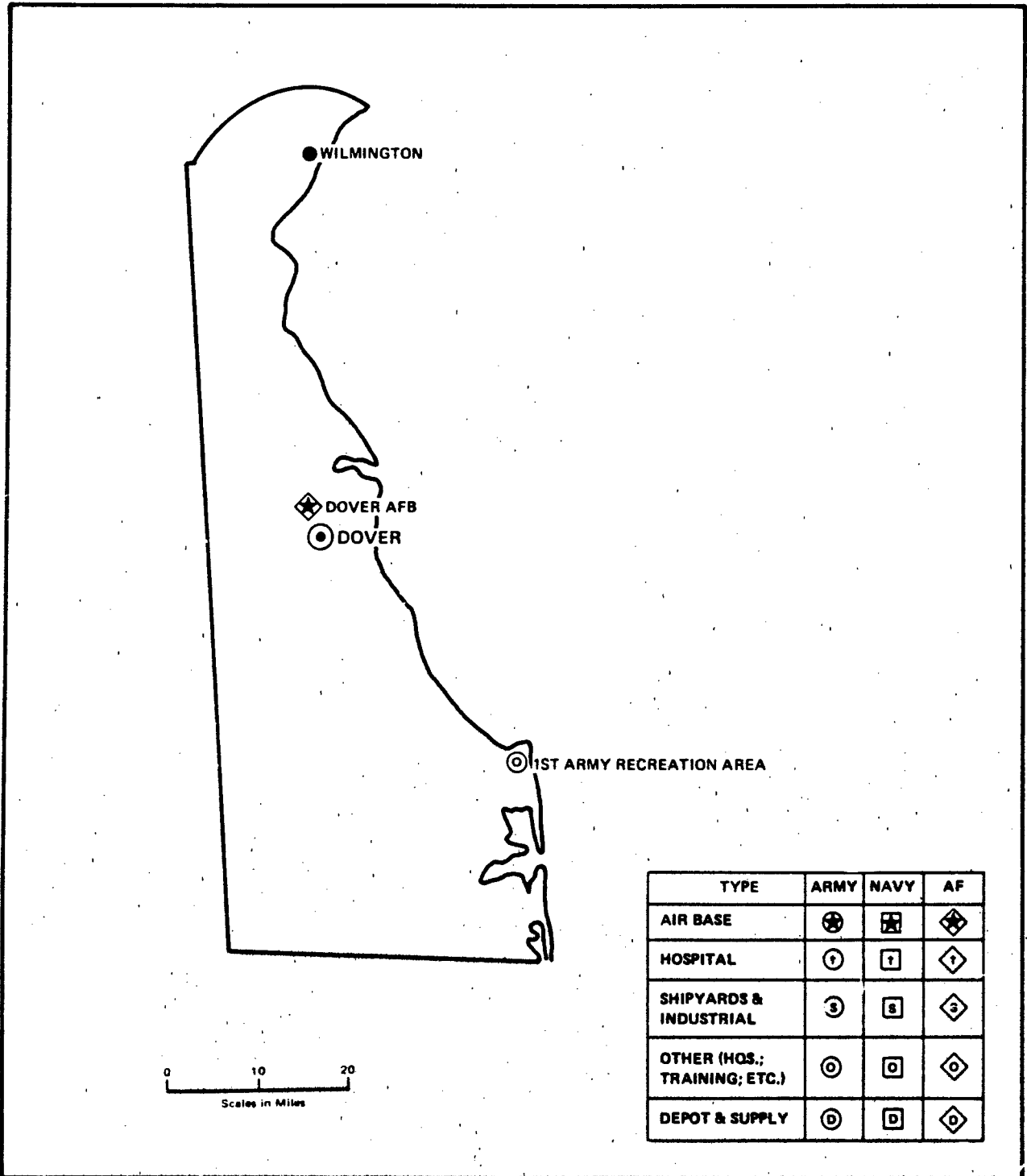
FISCAL YEAR 1982

(DOLLARS IN THOUSANDS)

Personnel/Expenditures	Total	Army	Navy & Marine Corps	Air Force	Other Defense Activities		
I. Personnel - Total	9,911	712	7,912	510	777		
Active Duty Military	5,485	173	5,231	81	-		
Civilian	4,426	539	2,681	429	777		
II. Expenditures - Total	\$ 6,327,069	\$ 1,326,529	\$ 3,539,607	\$ 1,304,154	\$ 156,779		
A. Payroll Outlays - Total	422,033	57,134	306,069	40,336	18,494		
Active Duty Military Pay	188,806	4,550	182,566	1,690	-		
Civilian Pay	117,199	11,366	77,843	9,496	18,494		
Reserve & National Guard Pay	23,122	12,602	3,445	7,075	-		
Retired Military Pay	92,906	28,616	42,215	22,075	-		
B. Prime Contracts Over \$10,000 - Total	5,905,036	1,269,395	3,233,538	1,263,818	138,285		
Supply Contracts	5,340,560	1,170,453	2,826,442	1,210,149	133,516		
R&D Contracts	179,641	35,115	123,240	17,763	3,498		
Service Contracts	363,797	55,058	271,587	35,881	1,271		
Construction Contracts	12,867	598	12,269	-	-		
Civil Function Contracts	8,171	8,171	-	-	-		
Major Locations of Expenditures	Expenditures			Major Locations of Personnel		Military and Civilian Personnel	
	Total	Payroll Outlays	Prime Contracts		Total	Active Duty Military	Civilian
Groton	\$ 1,971,349	\$ 159,098	\$ 1,812,251	Groton	4,684	3,187	1,497
Stratford	1,599,043	9,884	1,599,159	New London	2,570	1,390	1,180
East Hartford	1,431,804	5,473	1,426,331	Windsor	503	502	1
Bloomfield	198,379	1,917	196,462	Hartford	422	125	297
Norwalk	178,443	2,769	175,674	Windsor Locks	370	7	363
New London	127,846	99,659	28,187	Stratford	326	10	316
Windsor Locks	119,556	9,475	110,081	East Hartford	198	8	190
Hartford	67,484	18,564	48,920	New Haven	163	103	60
Bridgeport	63,660	4,083	59,577	Bridgeport	83	27	56
West Hartford	50,806	1,171	49,635	Bloomfield	60	10	50
Prime Contracts Over \$10,000	Total	Army	Navy & Marine Corps	Air Force	Other Defense Activities		
Fiscal Year 1982	\$ 5,905,036	\$ 1,269,395	\$ 3,233,538	\$ 1,263,818	\$ 138,285		
Fiscal Year 1981	4,494,258	961,219	1,733,852	1,702,313	96,874		
Fiscal Year 1980	3,879,061	637,501	1,326,820	1,841,741	72,999		
Top Five Contractors (Awards Over \$10,000)/ Major Locations of Performance	Total Amount	Major Areas of Work					
1. United Tech. Corp./East Hartford; Stratford	\$ 2,762,267	Aircraft engines & comp.; helicopter comp.; radar; R&D.					
2. General Dynamics Corp./Groton	1,787,205	Submarine production; R&D.					
3. Avco Corp./Stratford	465,174	Helicopter comp.; aircraft engine comp.; vehicle comp.					
4. Kaman Corp./Bloomfield	183,272	Helicopter production and comp.; aircraft components.					
5. Norden Systems Inc./Norwalk	89,391	Aircraft components; electronic equipment.					
Total of Above	\$ 5,287,309	(89.5% of total awards over \$10,000)					

MAP NO. 11

DELAWARE



TYPE	ARMY	NAVY	AF
AIR BASE	⊗	⊠	⊠
HOSPITAL	⊙	⊠	⊠
SHIPYARDS & INDUSTRIAL	⊙	⊠	⊠
OTHER (HQS.; TRAINING; ETC.)	⊙	⊠	⊠
DEPOT & SUPPLY	⊙	⊠	⊠

DELAWARE

FISCAL YEAR 1982

(DOLLARS IN THOUSANDS)

Personnel/Expenditures	Total	Army	Navy & Marine Corps	Air Force	Other Defense Activities
I. Personnel - Total	6,863	275	31	6,536	21
Active Duty Military	5,102	60	30	5,012	-
Civilian	1,761	215	1	1,524	21
II. Expenditures - Total	\$ 435,452	\$ 42,333	\$ 15,274	\$ 191,040	\$ 186,805
A. Payroll Outlays - Total	193,651	20,719	7,153	165,334	445
Active Duty Military Pay	77,615	1,590	486	75,539	-
Civilian Pay	63,423	4,371	19	58,588	445
Reserve & National Guard Pay	12,372	5,347	1,098	5,927	-
Retired Military Pay	40,241	9,411	5,550	25,280	-
B. Prime Contracts Over \$10,000 - Total	241,801	21,614	8,121	25,706	186,360
Supply Contracts	210,405	13,018	7,077	4,717	185,593
R&D Contracts	3,307	1,606	674	921	106
Service Contracts	23,580	2,812	370	19,737	661
Construction Contracts	1,370	1,039	-	331	-
Civil Function Contracts	3,139	3,139	-	-	-

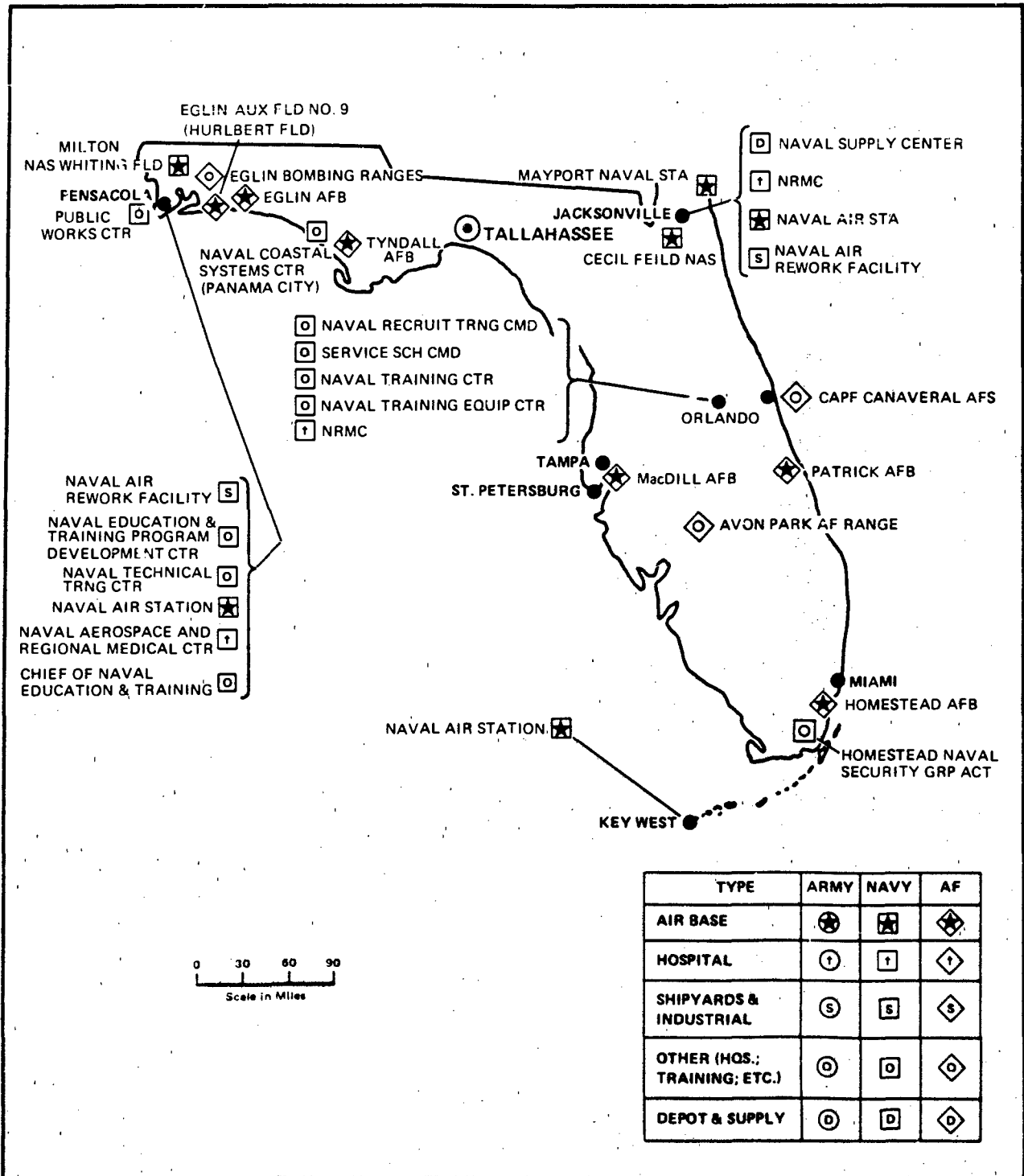
Major Locations of Expenditures	Expenditures			Major Locations of Personnel	Military and Civilian Personnel		
	Total	Payroll Outlays	Prime Contracts		Total	Active Duty Military	Civilian
Delaware City	\$ 162,751	\$ 193	\$ 162,558	Dover AFB	6,348	4,999	1,349
Dover AFB	144,800	129,933	14,867	New Castle	271	1	270
Dover	24,869	18,091	6,778	Dover	57	19	38
Wilmington	19,581	6,805	12,776	Wilmington	50	36	12
Frederica	13,747	873	12,874	Marshallton	39	-	39
Newark	9,371	2,513	6,868	Newark	27	24	3
New Castle	9,061	8,843	218	Seaford	14	3	11
Milford	7,885	1,761	6,124	Middletown	11	-	11
Clayton	7,795	268	7,527	Lewes	9	7	2
Camden	5,678	1,944	3,734	Georgetown	8	5	3

Prime Contracts Over \$10,000	Total	Army	Navy & Marine Corps	Air Force	Other Defense Activities
Fiscal Year 1982	\$ 241,801	\$ 21,614	\$ 8,121	\$ 25,706	\$ 186,360
Fiscal Year 1981	237,837	14,193	5,300	19,256	199,088
Fiscal Year 1980	243,028	8,788	77,522	17,377	140,141

Top Five Contractors (Awards Over \$10,000)/ Major Locations of Performance	Total Amount	Major Areas of Work
1. Getty Refining & Marketing Co./Delaware City	\$ 161,223	Petroleum.
2. ILC Dover/Frederica	12,013	Storage tanks.
3. East Wind Industries, Inc./Clayton	10,061	Men's outerwear; individual equipment.
4. Guida Clothing Co., Inc./Milford	5,772	Special purpose clothing; individual equipment.
5. Dupont E I Nemours & Co., Inc./Wilmington	5,446	Laboratory equipment.
Total of Above	\$ 194,515	(80.4% of total awards over \$10,000)

MAP NO. 12

FLORIDA



FLORIDA

FISCAL YEAR 1982

(DOLLARS IN THOUSANDS)

Personnel/Expenditures	Total	Army	Navy & Marine Corps	Air Force	Other Defense Activities
I. Personnel - Total	100,244	3,606	55,093	40,628	917
Active Duty Military	71,524	1,911	37,840	31,773	-
Civilian	28,720	1,695	17,253	8,855	917
II. Expenditures - Total	\$ 7,771,268	\$ 1,742,079	\$ 2,526,777	\$ 3,285,939	\$ 216,473
A. Payroll Outlays - Total	<u>3,652,445</u>	<u>487,968</u>	<u>1,784,705</u>	<u>1,356,237</u>	<u>23,535</u>
Active Duty Military Pay	1,523,080	47,235	949,485	526,360	-
Civilian Pay	711,953	37,299	433,349	217,770	23,535
Reserve & National Guard Pay	69,525	28,036	21,404	20,085	-
Retired Military Pay	1,347,887	375,398	380,467	592,022	-
B. Prime Contracts Over \$10,000 - Total	<u>4,118,823</u>	<u>1,254,111</u>	<u>742,072</u>	<u>1,929,702</u>	<u>192,938</u>
Supply Contracts	2,540,695	702,387	399,738	1,260,941	177,629
R&D Contracts	780,071	373,668	83,496	319,207	3,700
Service Contracts	642,550	79,491	207,766	343,714	11,579
Construction Contracts	82,532	25,590	51,072	5,840	30
Civil Function Contracts	72,975	72,975	-	-	-

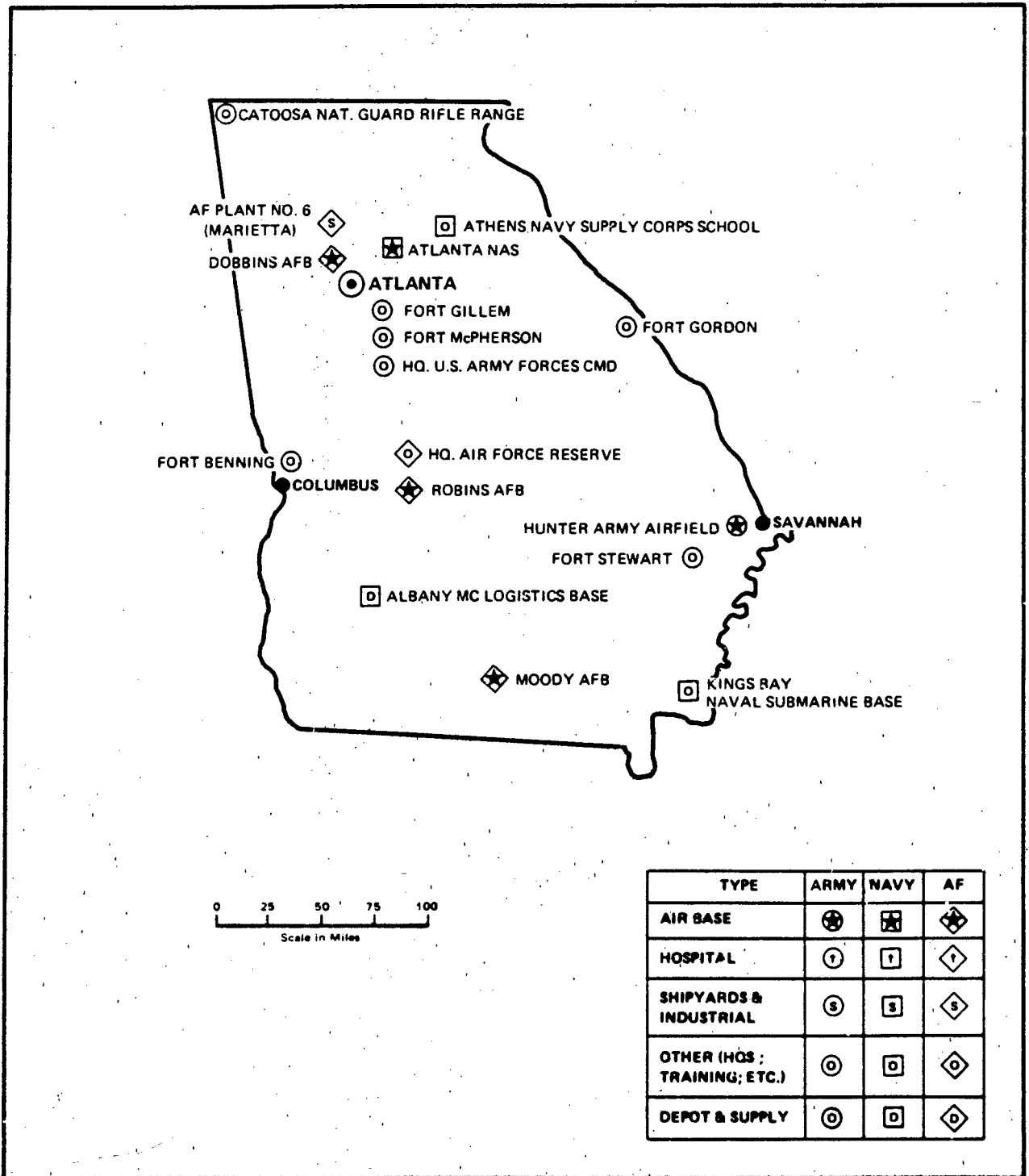
Major Locations of Expenditures	Expenditures			Major Locations of Personnel	Military and Civilian Personnel		
	Total	Payroll Outlays	Prime Contracts		Total	Active Duty Military	Civilian
Orlando	\$1,340,338	\$ 335,494	\$1,004,844	Pensacola	17,412	10,232	7,180
West Palm Beach	1,258,883	16,443	1,242,440	Orlando	15,801	13,529	2,272
Jacksonville	528,563	418,578	109,985	Eglin AFB	12,466	9,001	3,465
Pensacola	496,199	453,247	42,952	Jacksonville	12,023	5,831	6,192
Eglin AFB	321,786	244,424	77,362	MacDill AFB	6,759	5,885	874
Patrick AFB	230,115	88,569	141,546	Homestead AFB	6,303	5,326	977
Mayport	217,320	179,937	37,383	Tyndall AFB	5,372	4,337	1,035
Tampa	214,474	83,136	131,338	Patrick AFB	4,628	3,191	1,437
St. Petersburg	165,747	43,652	122,095	Hurlburt Field	4,051	3,725	326
Clearwater	157,110	28,757	128,353	Cecil Field	3,180	2,584	596

Prime Contracts Over \$10,000	Total	Army	Navy & Marine Corps	Air Force	Other Defense Activities
Fiscal Year 1982	\$ 4,118,823	\$ 1,254,111	\$ 742,072	\$ 1,929,702	\$ 192,938
Fiscal Year 1981	3,169,443	913,518	532,436	1,519,885	203,604
Fiscal Year 1980	2,053,198	667,585	424,257	779,304	182,052

Top Five Contractors (Awards Over \$10,000)/ Major Locations of Performance	Total Amount	Major Areas of Work
1. United Technologies Corp./West Palm Beach	\$ 1,240,458	Aircraft engine production, components, and repair; R&D.
2. Martin Marietta Corp./Orlando	929,430	Missile components; ammunition; helicopter comp.; R&D.
3. Honeywell, Inc./Clearwater	175,786	Aircraft components; communication equipment; R&D.
4. Harris Corp./Palm Bay	174,452	R&D; communication equipment.
5. Pan American World Airways, Inc./Patrick AFB	118,450	Operation of a government communications facility.
Total of Above	\$ 2,638,576	(64.1% of total awards over \$10,000)

MAP NO. 13

GEORGIA



GEORGIA

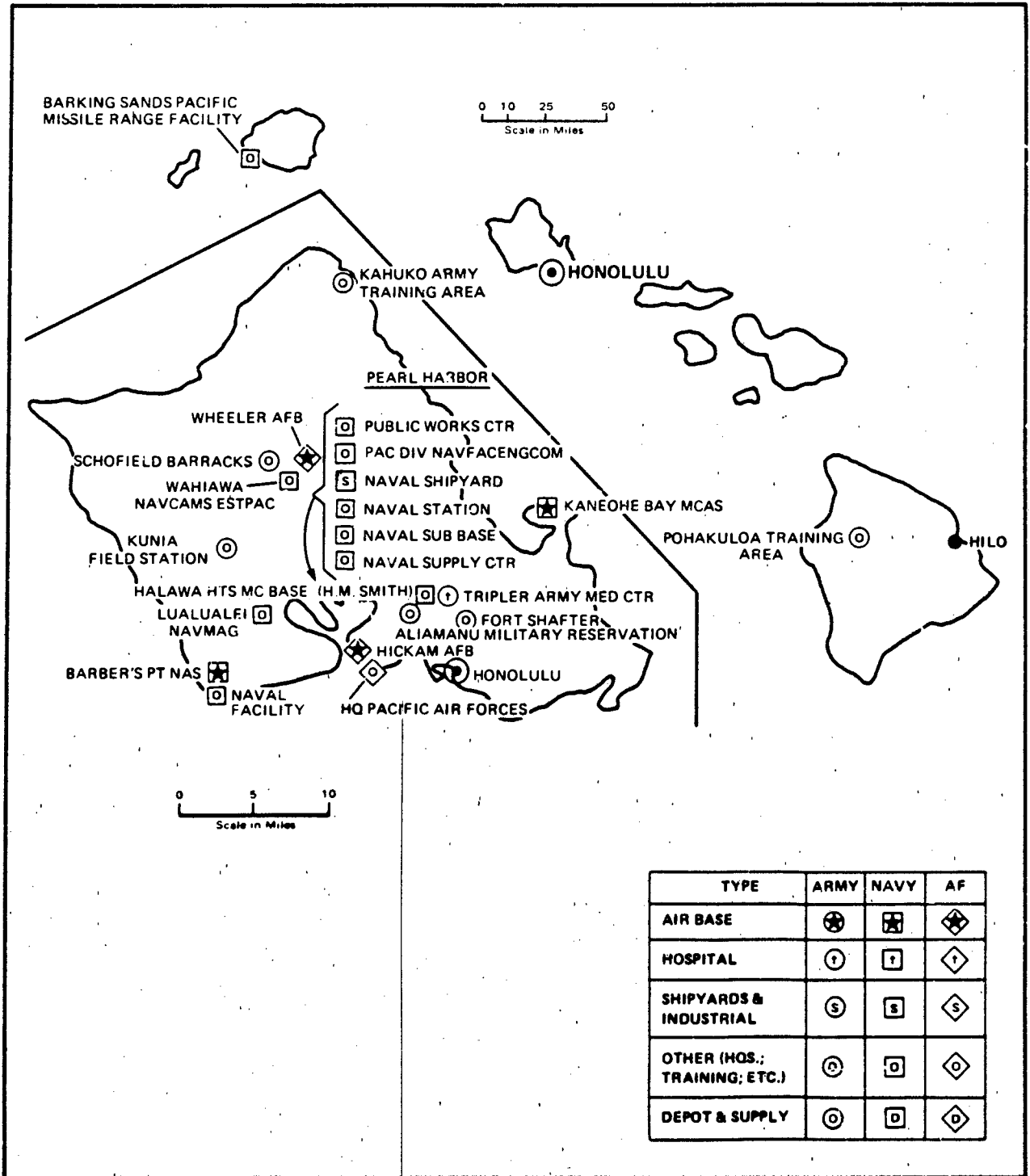
FISCAL YEAR 1982

(DOLLARS IN THOUSANDS)

Personnel/Expenditures	Total	Army	Navy & Marine Corps	Air Force	Other Defense Activities		
I. Personnel - Total	99,600	67,974	6,132	24,559	935		
Active Duty Military	63,962	52,806	3,170	7,986	-		
Civilian	35,638	15,168	2,962	16,573	935		
II. Expenditures - Total	\$ 4,125,377	\$ 1,977,060	\$ 411,579	\$ 1,579,754	\$ 156,984		
A. Payroll Outlays - Total	2,424,688	1,487,243	234,105	680,962	22,378		
Active Duty Military Pay	1,000,162	797,250	75,021	127,891	-		
Civilian Pay	794,684	318,578	69,947	383,781	22,378		
Reserve & National Guard Pay	138,341	104,024	12,731	21,586	-		
Retired Military Pay	491,501	267,391	76,406	147,704	-		
B. Prime Contracts Over \$10,000 - Total	1,700,689	489,817	177,474	898,792	134,606		
Supply Contracts	1,062,513	175,301	53,468	712,102	121,642		
R&D Contracts	46,274	14,604	3,685	27,541	444		
Service Contracts	400,296	149,143	80,242	158,391	12,520		
Construction Contracts	86,484	45,647	40,079	758	-		
Civil Function Contracts	105,122	105,122	-	-	-		
Major Locations of Expenditures	Expenditures			Major Locations of Personnel	Military and Civilian Personnel		
	Total	Payroll Outlays	Prime Contracts		Total	Active Duty Military	Civilian
Marietta	\$ 835,809	\$ 53,754	\$ 782,055	Fort Benning	24,782	20,297	4,485
Fort Benning	485,311	422,488	62,823	Fort Stewart	17,390	15,203	2,187
Robins AFB	461,066	421,150	39,916	Fort Gordon	14,907	11,579	3,328
Fort Stewart	313,755	271,841	41,914	Hunter AFB	4,084	3,583	501
Fort Gordon	302,488	265,258	37,230	Fort McPherson	3,690	1,565	2,125
Atlanta	227,041	85,737	141,304	Albany	3,589	1,159	2,430
Fort McPherson	135,269	126,703	8,566	Atlanta	1,793	1,121	672
Kings Bay	107,256	35,302	71,954	Dobbins AFB	830	149	681
Albany	96,556	89,631	6,925	Kings Bay	729	428	301
Savannah	90,004	34,185	55,819	Forest Park	474	11	463
Prime Contracts Over \$10,000	Total	Army	Navy & Marine Corps	Air Force	Other Defense Activities		
Fiscal Year 1982	\$ 1,700,689	\$ 489,817	\$ 177,474	\$ 898,792	\$ 134,606		
Fiscal Year 1981	1,334,188	364,326	105,891	728,941	135,030		
Fiscal Year 1980	960,992	319,226	128,912	390,540	122,314		
Top Five Contractors (Awards Over \$10,000)/ Major Locations of Performance	Total Amount	Major Areas of Work					
1. Lockheed Corp./Marietta	\$ 777,022	Aircraft production, components, maintenance & repair.					
2. Rockwell International Corp./Norcross	113,495	Missile production; ammunition.					
3. Goodyear Aerospace Corp./Rockmart	72,573	Ammunition.					
4. Georgia Technical Research Inst./Atlanta	32,367	Management services; R&D.					
5. Georgia Power Co. Airways, Inc./Fort Benning	24,430	Electrical utilities.					
Total of Above	\$ 1,019,887	(60.0% of total awards over \$10,000)					

MAP NO. 14

HAWAII



TYPE	ARMY	NAVY	AF
AIR BASE	✳	✳	✳
HOSPITAL	⊕	⊕	⊕
SHIPYARDS & INDUSTRIAL	Ⓢ	Ⓢ	Ⓢ
OTHER (HOS.; TRAINING; ETC.)	⊙	⊙	⊙
DEPOT & SUPPLY	⊞	⊞	⊞

HAWAII

FISCAL YEAR 1982

(DOLLARS IN THOUSANDS)

Personnel/Expenditures	Total	Army	Navy & Marine Corps	Air Force	Other Defense Activities
I. Personnel - Total	63,035	21,797	32,188	8,943	107
Active Duty Military	42,945	17,268	19,376	6,301	-
Civilian	20,090	4,529	12,812	2,642	107
II. Expenditures - Total	\$ 2,146,243	\$ 547,535	\$ 1,041,960	\$ 272,252	\$ 284,496
A. Payroll Outlays - Total	1,620,100	458,916	925,691	232,100	3,393
Active Duty Military Pay	934,792	292,809	518,858	123,125	-
Civilian Pay	541,162	100,926	369,409	67,434	3,393
Reserve & National Guard Pay	26,682	16,541	2,099	8,042	-
Retired Military Pay	117,464	48,640	35,325	33,499	-
B. Prime Contracts Over \$10,000 - Total	526,143	88,619	116,269	40,152	281,103
Supply Contracts	302,754	10,355	12,760	7,170	272,469
R&D Contracts	6,132	137	2,765	3,230	-
Service Contracts	178,776	58,039	81,832	29,371	8,634
Construction Contracts	23,716	4,423	18,912	381	-
Civil Function Contracts	14,765	14,765	-	-	-

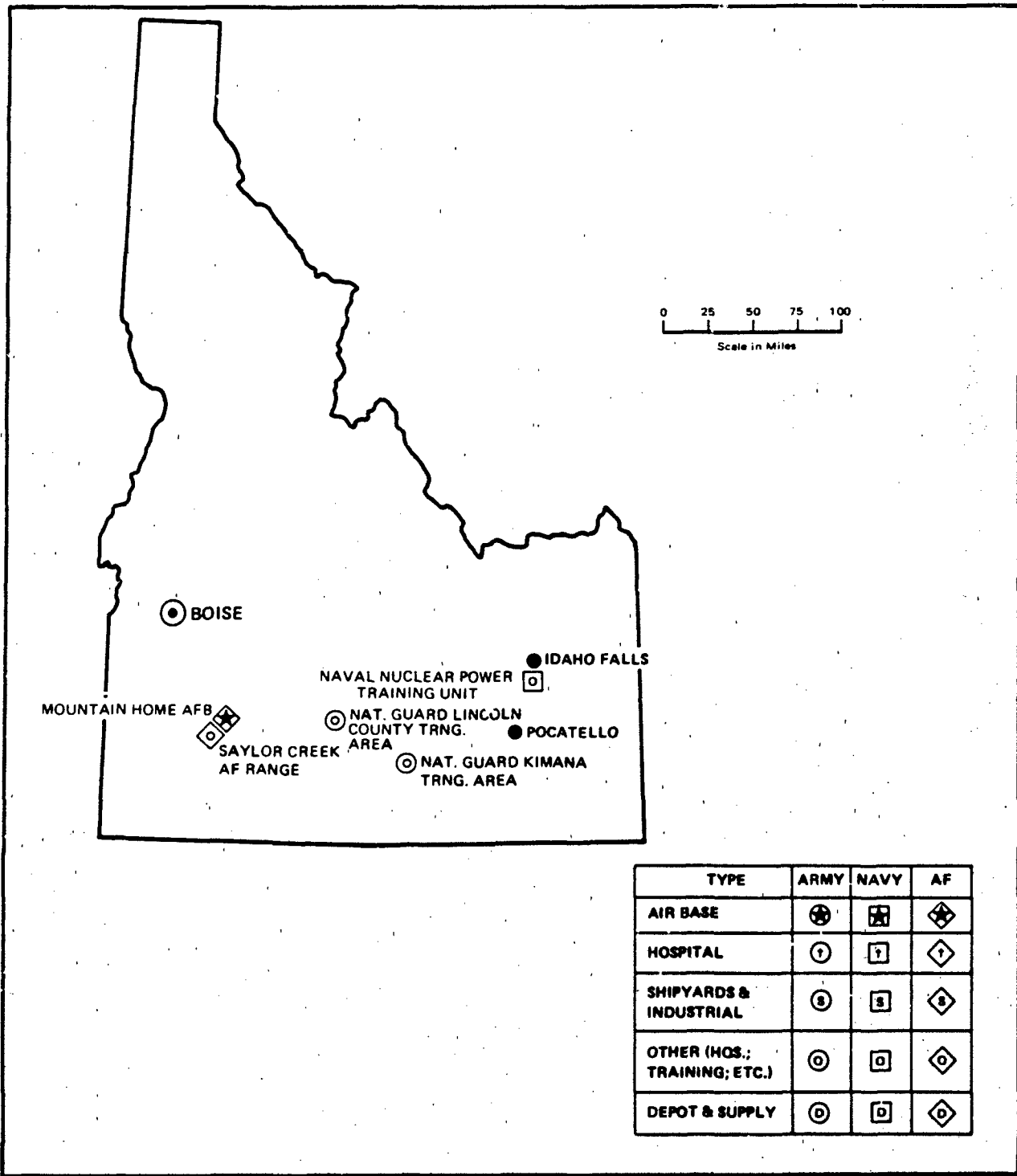
Major Locations of Expenditures	Expenditures			Major Locations of Personnel	Military and Civilian Personnel		
	Total	Payroll Outlays	Prime Contracts		Total	Active Duty Military	Civilian
Pearl Harbor	\$ 575,924	\$ 525,001	\$ 50,923	Pearl Harbor	15,842	6,611	9,231
Honolulu	318,478	144,342	174,136	Schofield Barracks	14,089	13,091	998
Barbers Point	293,731	84,879	208,852	Kaneohe	9,425	8,828	597
Schofield Barracks	232,013	214,969	17,044	Hickam AFB	7,422	5,123	2,299
Hickam AFB	216,109	193,845	22,264	Honolulu	3,457	1,537	1,920
Kaneohe	189,802	182,082	7,720	Tripler Army Med. Cen.	2,419	1,417	1,002
Fort Shafter	62,950	59,809	3,141	Barbers Point	2,338	1,905	433
Aiea	35,830	35,461	369	Fort Shafter	1,653	-	1,653
Wheeler AFB	32,732	31,017	1,715	Wheeler AFB	1,191	756	435
Wahiawa	22,228	20,766	1,462	Wahiawa	991	793	198

Prime Contracts Over \$10,000	Total	Army	Navy & Marine Corps	Air Force	Other Defense Activities
Fiscal Year 1982	\$ 526,143	\$ 88,619	\$ 116,269	\$ 40,152	\$ 281,103
Fiscal Year 1981	590,746	156,912	143,951	30,716	259,167
Fiscal Year 1980	315,410	47,227	75,271	31,103	161,809

Top Five Contractors (Awards Over \$10,000)/ Major Locations of Performance	Total Amount	Major Areas of Work
1. Hawaiian Independent Refinery, Inc./Barbers Pt	\$ 259,560	Petroleum.
2. Hawaiian Electric Co., LTD./Honolulu	22,406	Electrical utilities.
3. Hawaiian Telephone Co./Honolulu	12,072	Communication services.
4. Dillingham Corp./Honolulu	10,201	Maintenance & repair of ships.
5. Peter Kiewit Sons, Inc./Barbers Point	8,500	Construction/non-building structures.
Total of Above	\$ 312,739	(59.4% of total awards over \$10,000)

MAP NO. 15

IDAHO



IDAHO

FISCAL YEAR 1982

(DOLLARS IN THOUSANDS)

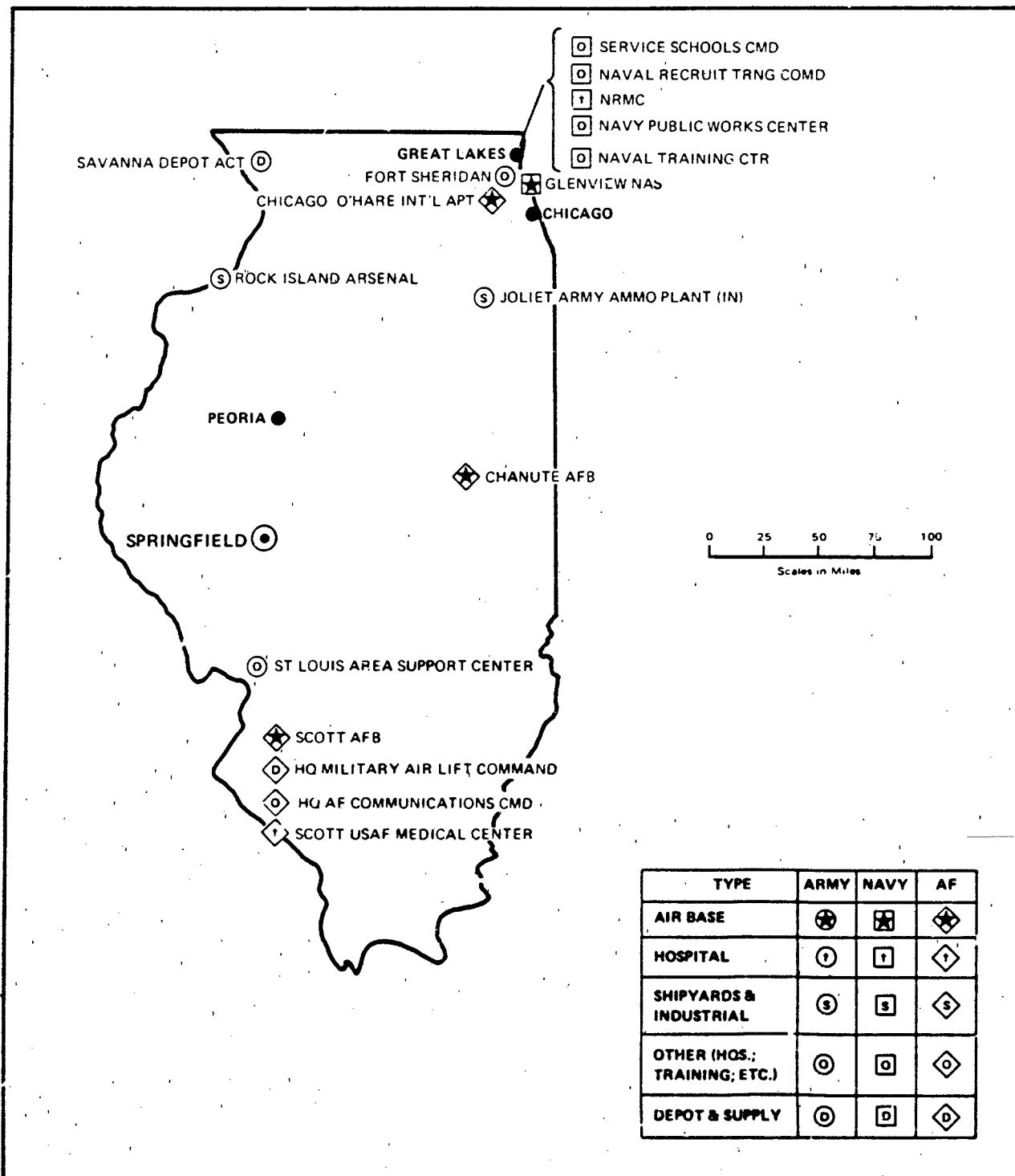
Personnel/Expenditures	Total	Army	Navy & Marine Corps	Air Force	Other Defense Activities
I. Personnel - Total	6,567	457	1,193	4,908	9
Active Duty Military	5,449	77	1,179	4,197	-
Civilian	1,118	380	18	711	9
II. Expenditures - Total	\$ 278,322	\$ 55,630	\$ 37,228	\$ 129,853	\$ 55,611
A. Payroll Outlays - Total	183,007	31,803	34,882	116,126	196
Active Duty Military Pay	83,694	2,139	19,176	62,379	-
Civilian Pay	24,254	8,254	464	15,340	196
Reserve & National Guard Pay	11,253	5,876	1,141	4,236	-
Retired Military Pay	63,806	15,534	14,101	34,171	-
B. Prime Contracts Over \$10,000 - Total	95,315	23,827	2,346	13,727	55,415
Supply Contracts	62,256	863	1,847	4,131	55,415
R&D Contracts	15	-	15	-	-
Service Contracts	11,399	1,846	484	9,069	-
Construction Contracts	3,728	3,201	-	527	-
Civil Function Contracts	17,917	17,917	-	-	-

Major Locations of Expenditures	Expenditures			Major Locations of Personnel	Military and Civilian Personnel		
	Total	Payroll Outlays	Prime Contracts		Total	Active Duty Military	Civilian
Mountain Home AFB	\$ 81,541	\$ 70,799	\$ 10,742	Mountain Home AFB	4,616	4,133	483
Pocatello	49,974	2,130	47,844	Idaho Falls	1,141	1,118	23
Boise	31,853	24,660	7,193	Boise	532	61	471
Idaho Falls	21,470	20,014	1,456	Moscow	47	42	5
Mountain Home	9,500	6,155	3,345	Wilder	47	47	-
Garden City	7,866	7,851	15	Ahsakka	46	-	46
Lewiston	6,281	1,838	4,443	Pocatello	42	26	16
Nampa	4,556	2,608	1,948	Colburn	27	-	27
Ahsakka	4,148	1,254	2,894	Lewiston	10	3	7
Whitney	3,973	3,973	-	Twin Falls	10	6	4

Prime Contracts Over \$10,000	Total	Army	Navy & Marine Corps	Air Force	Other Defense Activities
Fiscal Year 1982	\$ 95,315	\$ 23,827	\$ 2,346	\$ 13,727	\$ 55,415
Fiscal Year 1981	40,770	14,063	704	9,489	16,514
Fiscal Year 1980	28,115	10,329	807	5,923	11,056

Top Five Contractors (Awards Over \$10,000)/ Major Locations of Performance	Total Amount	Major Areas of Work
1. Cowboy Oil Co./Pocatello	\$ 47,615	Petroleum.
2. Sletten Construction Co./Orofino	4,512	Construction/roads, bridges, & other structures.
3. North Central Construction Co./Wallace	3,300	Construction; conservation.
4. Yankee Container, Inc./Boise	3,040	Ammunition containers.
5. Coast Marine Construction, Inc./Hagerman	2,747	Construction/non-building structures.
Total of Above	\$ 61,214	(64.2% of total awards over \$10,000)

ILLINOIS



ILLINOIS

FISCAL YEAR 1982

(DOLLARS IN THOUSANDS)

Personnel/Expenditures	Total	Army	Navy & Marine Corps	Air Force	Other Defense Activities
I. Personnel - Total	60,014	14,704	25,341	18,764	1,205
Active Duty Military	39,149	2,398	23,188	13,563	-
Civilian	20,865	12,306	2,153	5,201	1,205
II. Expenditures - Total	\$ 2,742,547	\$ 890,775	\$ 602,319	\$ 889,366	\$ 360,087
A. Payroll Outlays - Total	1,425,422	477,689	454,525	463,826	29,332
Active Duty Military Pay	624,744	59,331	328,217	237,196	-
Civilian Pay	490,481	298,568	48,531	114,000	29,362
Reserve & National Guard Pay	81,248	39,411	12,591	23,246	-
Retired Military Pay	228,949	80,379	59,166	89,384	-
B. Prime Contracts Over \$10,000 Total	1,317,125	413,086	147,794	425,540	330,705
Supply Contracts	959,995	211,551	107,316	319,859	321,269
R&D Contracts	57,166	9,973	15,359	27,605	4,729
Service Contracts	175,112	68,157	25,119	76,629	5,207
Construction Contracts	17,267	15,820	-	1,447	-
Civil Function Contracts	107,585	107,585	-	-	-

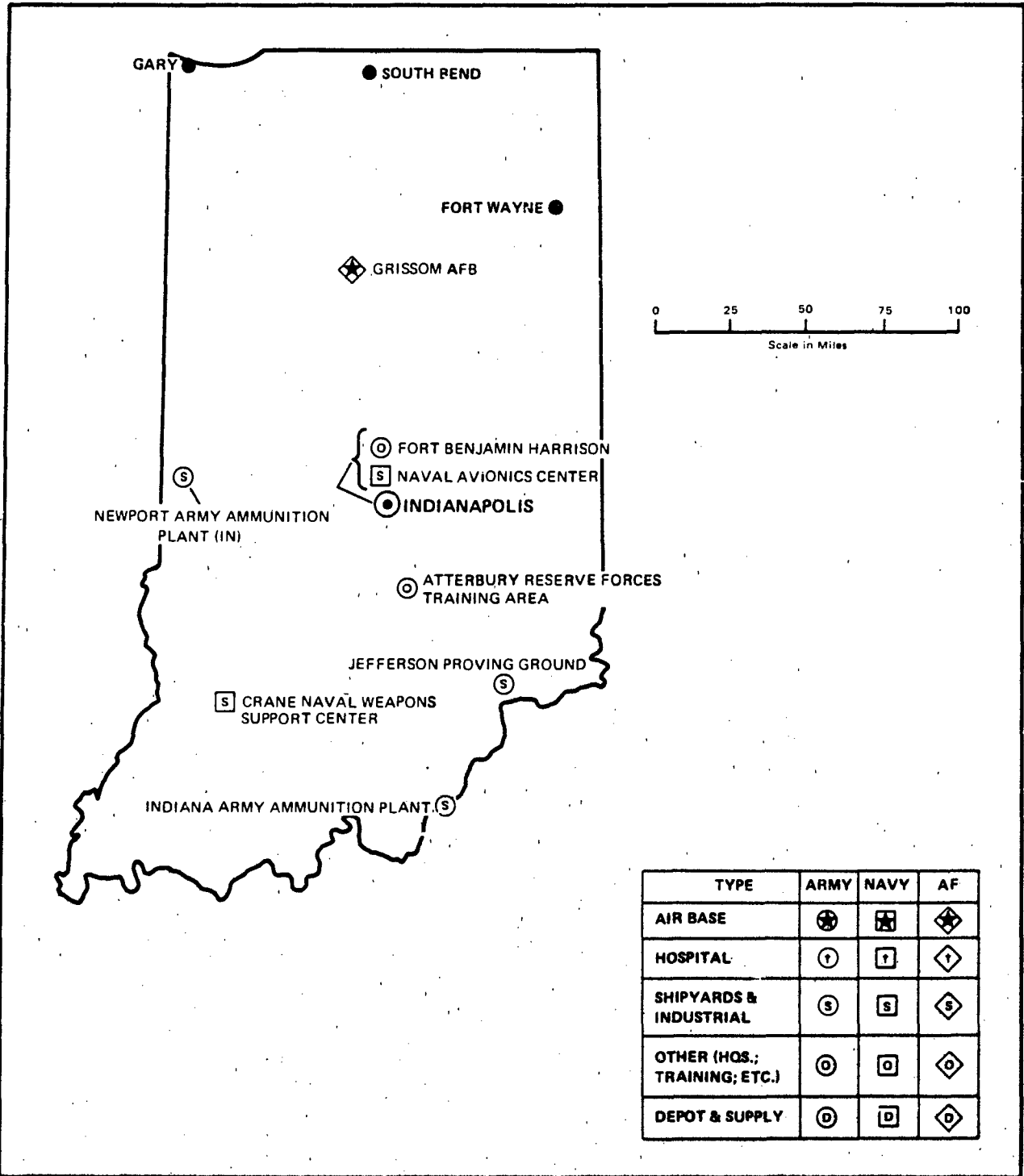
Major Locations of Expenditures	Expenditures			Major Locations of Personnel	Military and Civilian Personnel		
	Total	Payroll Outlays	Prime Contracts		Total	Active Duty Military	Civilian
Great Lakes	\$ 361,827	\$ 354,435	\$ 7,392	Great Lakes	23,464	21,487	1,917
Chicago	354,610	80,593	274,017	Scott AFB	9,747	6,632	3,115
Scott AFB	256,702	216,560	40,142	Rock Island	8,577	334	8,243
Rock Island	235,886	216,961	18,925	Chanute AFB	7,916	6,676	1,240
Rockford	156,386	6,116	150,270	Fort Sheridan	2,843	1,414	1,429
Rolling Meadows	145,588	1,203	144,385	Chicago	2,498	456	2,042
Chanute AFB	140,274	114,486	25,788	Glenview	1,500	1,211	289
Fort Sheridan	90,111	78,189	11,922	Savanna Army Depot	512	4	508
Alton	66,395	1,894	64,501	Springfield	495	45	450
Glenview	37,317	35,139	2,178	Peoria	297	50	247

Prime Contracts Over \$10,000	Total	Army	Navy & Marine Corps	Air Force	Other Defense Activities
Fiscal Year 1982	\$ 1,317,125	\$ 413,086	\$ 147,794	\$ 425,540	\$ 330,705
Fiscal Year 1981	1,216,715	336,549	191,137	401,900	287,129
Fiscal Year 1980	1,006,783	254,357	139,041	342,241	271,144

Top Five Contractors (Awards Over \$10,000)/ Major Locations of Performance	Total Amount	Major Areas of Work
1. Northrop Corp./Rolling Meadows	\$ 140,166	Aircraft components.
2. Sundstrand Corp./Rockford	127,939	Aircraft components.
3. Groves Atkinson Ball JV/Alton	61,200	Construction/dams.
4. Caterpillar Tractor Co./Peoria	50,526	Construction & cargo handling equipment.
5. Amoco Oil Co./Chicago	35,995	Petroleum.
Total of Above	\$ 415,826	(31.6% of total awards over \$10,000)

MAP NO. 17

INDIANA



INDIANA

FISCAL YEAR 1982

(DOLLARS IN THOUSANDS)

Personnel/Expenditures	Total	Army	Navy & Marine Corps	Air Force	Other Defense Activities
I. Personnel - Total	18,870	8,920	5,722	3,783	445
Active Duty Military	5,800	2,716	534	2,550	-
Civilian	13,070	6,204	5,188	1,233	445
II. Expenditures - Total	\$ 2,643,976	\$ 1,485,172	\$ 406,425	\$ 515,512	\$ 236,867
A. Payroll Outlays - Total	633,931	302,570	190,831	129,241	11,189
Active Duty Military Pay	112,999	63,337	8,850	40,812	-
Civilian Pay	311,141	126,768	145,590	27,594	11,189
Reserve & National Guard Pay	74,355	54,792	5,749	13,814	-
Retired Military Pay	135,436	57,773	30,642	47,021	-
B. Prime Contracts Over \$10,000 - Total	2,010,045	1,182,502	215,594	386,271	225,678
Supply Contracts	1,772,190	1,036,232	-193,684	320,522	221,752
R&D Contracts	42,173	16,139	5,928	18,952	1,154
Service Contracts	182,115	116,812	15,920	46,611	2,772
Construction Contracts	7,022	6,774	62	186	-
Civil Function Contracts	6,545	6,545	-	-	-

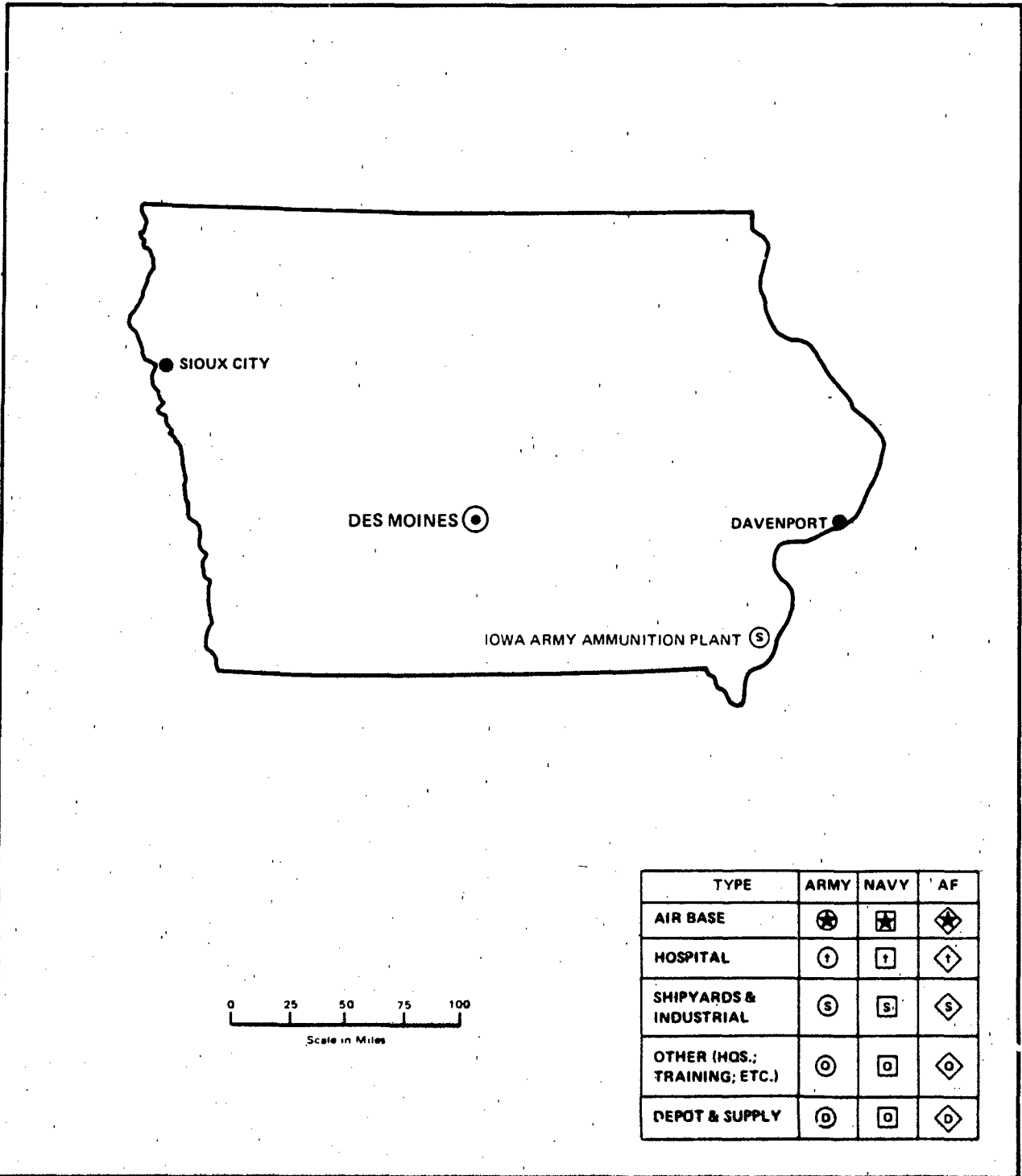
Major Locations of Expenditures	Expenditures			Major Locations of Personnel	Military and Civilian Personnel		
	Total	Payroll Outlays	Prime Contracts		Total	Active Duty Military	Civilian
Indianapolis	\$ 667,668	\$ 102,400	\$ 565,268	Fort Benjamin Harrison	6,481	2,402	4,079
South Bend	584,279	7,634	576,645	Crane	3,858	52	3,806
Fort Wayne	437,026	17,889	419,137	Indianapolis	3,304	539	2,765
Fort Benjamin Harrison	183,670	166,981	16,689	Grissom AFB	3,063	2,314	749
Crane	100,139	97,317	2,822	Jefferson Proving Grd.	434	3	431
Charlestown	97,135	2,672	94,463	Fort Wayne	387	46	341
Noblesville	65,135	1,085	64,050	Terre Haute	264	31	233
Grissom	63,230	52,078	11,152	South Bend	143	40	103
Terre Haute	57,408	11,368	46,040	Lafayette	98	90	8
Mishawaka	33,232	878	32,354	Shelbyville	65	5	60

Prime Contracts Over \$10,000	Total	Army	Navy & Marine Corps	Air Force	Other Defense Activities
Fiscal Year 1982	\$ 2,010,045	\$ 1,182,502	\$ 215,594	\$ 386,271	\$ 225,678
Fiscal Year 1981	1,717,644	837,590	177,470	406,760	295,824
Fiscal Year 1980	1,297,786	567,305	160,470	280,979	289,032

Top Five Contractors (Awards Over \$10,000)/ Major Locations of Performance	Total Amount	Major Areas of Work
1. General Motors Corp./Indianapolis	\$ 471,419	Comp. for air. engines & armored vehicles; generators.
2. AM General Corp./South Bend	458,616	Trucks and truck components.
3. Magnavox Co./Fort Wayne	283,512	Aircraft & missile comp.; comm. & underwater sound equip.
4. Bendix Corp./South Bend	122,947	Aircraft components; armored vehicle components.
5. Gladioux Refinery, Inc./Fort Wayne	98,042	Petroleum.
Total of Above	\$ 1,434,536	(71.4% of total awards over \$10,000)

MAP NO. 18

IOWA



IOWA

FISCAL YEAR 1982

(DOLLARS IN THOUSANDS)

Personnel/Expenditures	Total	Army	Navy & Marine Corps	Air Force	Other Defense Activities
I. Personnel - Total	1,886	1,055	138	553	140
Active Duty Military	439	233	132	74	-
Civilian	1,447	822	6	479	140
II. Expenditures - Total	\$ 484,912	\$ 209,290	\$ 88,485	\$ 141,817	\$ 45,320
A. Payroll Outlays - Total	129,377	61,791	21,341	42,644	3,601
Active Duty Military Pay	9,604	5,780	2,290	1,534	-
Civilian Pay	35,106	18,675	108	12,722	3,601
Reserve & National Guard Pay	24,874	14,649	3,133	7,092	-
Retired Military Pay	59,793	22,687	15,810	21,296	-
B. Prime Contracts Over \$10,000 - Total	355,535	147,499	67,144	99,173	41,719
Supply Contracts	220,559	65,286	48,123	65,692	41,458
R&D Contracts	50,441	9,731	15,248	25,462	-
Service Contracts	63,341	51,288	3,773	8,019	261
Construction Contracts	4,612	4,612	-	-	-
Civil Function Contracts	16,582	16,582	-	-	-

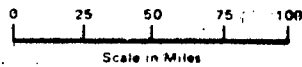
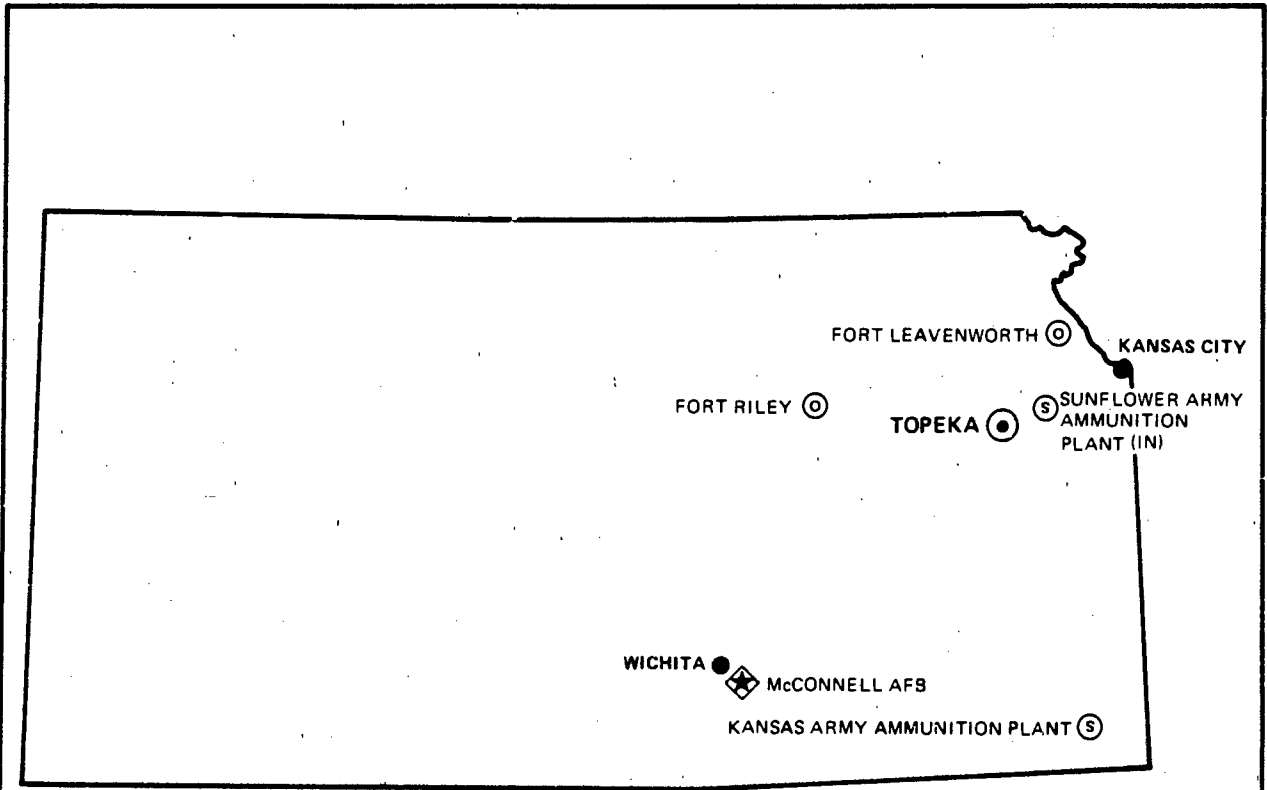
Major Locations of Expenditures	Expenditures			Major Locations of Personnel	Military and Civilian Personnel		
	Total	Payroll Outlays	Prime Contracts		Total	Active Duty Military	Civilian
Cedar Rapids	\$ 157,551	\$ 8,485	\$ 149,066	Des Moines	481	119	362
Waterloo	52,764	4,944	47,820	Sioux City	251	20	231
Middletown	45,575	1,309	44,266	Cedar Rapids	163	28	135
Davenport	45,181	4,879	40,302	Camp Dodge	137	-	137
Des Moines	34,622	23,815	10,807	Waterloo	103	36	67
Dubuque	12,812	3,046	9,766	Pleasant Valley	92	-	92
Sioux City	11,166	8,934	2,232	Fort Des Moines	85	51	34
Council Bluffs	8,285	3,466	4,819	Iowa City	68	40	28
West Des Moines	6,938	543	6,395	Davenport	57	7	50
Mason City	6,854	1,012	5,842	Ames	46	39	7

Prime Contracts Over \$10,000	Total	Army	Navy & Marine Corps	Air Force	Other Defense Activities
Fiscal Year 1982	\$ 355,535	\$ 147,499	\$ 67,144	\$ 99,173	\$ 41,719
Fiscal Year 1981	333,217	134,406	46,368	114,546	37,897
Fiscal Year 1980	303,102	132,457	37,022	93,281	40,342

Top Five Contractors (Awards Over \$10,000)/ Major Locations of Performance	Total Amount	Major Areas of Work
1. Rockwell International Corp./Cedar Rapids	\$ 141,812	Aircraft comp.; communication equipment; R&D; trucks.
2. Chamberlain Mfg. Corp./Waterloo	41,192	Ammunition; R&D.
3. Mason & Hanger Silas Mason Co./Middletown	31,247	Operation of government facility; ammunition.
4. Bendix Corp./Davenport	22,471	Aircraft components.
5. Deere & Co./Davenport	11,151	Non-combat vehicles.
Total of Above	\$ 247,873	(69.7% of total awards over \$10,000)

MAP NO. 19

KANSAS



TYPE	ARMY	NAVY	AF
AIR BASE	⊕	⊕	⊕
HOSPITAL	⊙	⊙	⊙
SHIPYARDS & INDUSTRIAL	⊙	⊙	⊙
OTHER (HQS.; TRAINING; ETC.)	⊙	⊙	⊙
DEPOT & SUPPLY	⊙	⊙	⊙

KANSAS

FISCAL YEAR 1982

(DOLLARS IN THOUSANDS)

Personnel/Expenditures	Total	Army	Navy & Marine Corps	Air Force	Other Defense Activities
I. Personnel - Total	32,264	26,671	561	4,850	182
Active Duty Military	25,931	21,726	503	3,702	-
Civilian	6,333	4,945	58	1,148	182
II. Expenditures - Total	\$ 2,181,490	\$ 757,373	\$ 134,124	\$ 1,183,644	\$ 106,349
A. Payroll Outlays - Total	729,581	546,827	31,897	145,276	4,581
Active Duty Military Pay	414,310	346,880	7,868	59,562	-
Civilian Pay	122,036	91,714	1,039	24,702	4,581
Reserve & National Guard Pay	59,218	48,591	2,462	8,165	-
Retired Military Pay	134,017	59,642	20,528	53,847	-
B. Prime Contracts Over \$10,000 - Total	1,451,909	210,546	102,227	1,037,368	101,768
Supply Contracts	1,095,109	81,713	88,860	824,205	100,331
R&D Contracts	150,450	2,357	352	147,541	200
Service Contracts	179,526	99,707	13,015	65,567	1,237
Construction Contracts	16,466	16,411	-	55	-
Civil Function Contracts	10,358	10,358	-	-	-

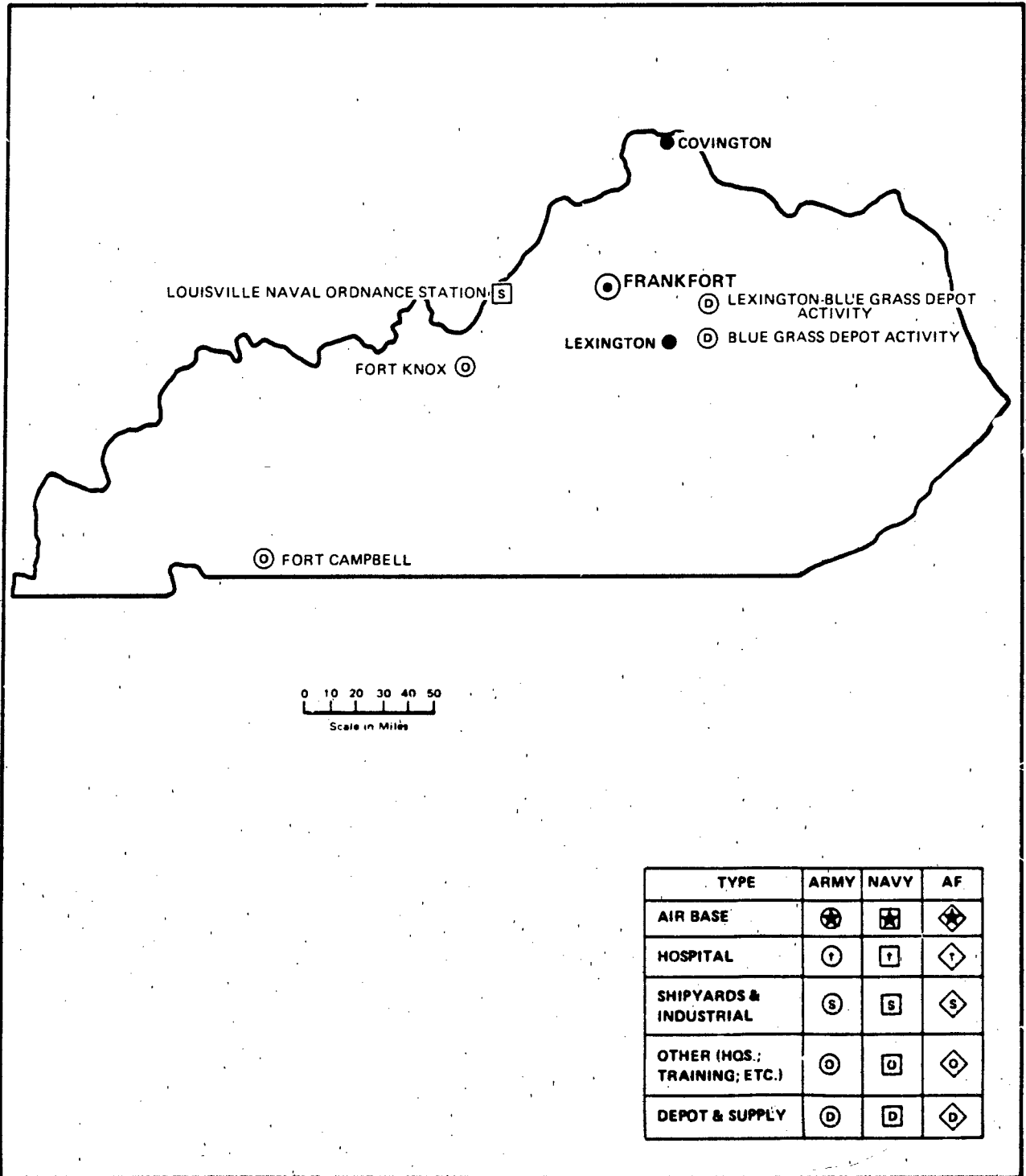
Major Locations of Expenditures	Expenditures			Major Locations of Personnel	Military and Civilian Personnel		
	Total	Payroll Outlays	Prime Contracts		Total	Active Duty Military	Civilian
Wichita	\$1,182,229	\$ 35,445	\$1,146,784	Fort Riley	19,651	17,273	2,378
Fort Riley	359,555	323,521	36,034	Fort Leavenworth	6,233	4,419	1,814
Fort Leavenworth	158,548	132,825	25,723	McConnell AFB	4,169	3,385	784
Kansas City	79,127	4,151	74,976	Wichita	415	84	331
McConnell AFB	78,903	69,743	9,160	Harper	330	329	1
Parsons	44,953	1,681	43,272	Forbes AFB	317	3	314
Liberal	38,819	505	38,314	Topeka	255	73	182
Topeka	25,589	21,940	3,649	Lawrence	97	72	25
Lawrence	16,404	5,348	11,056	Overland Park	96	59	37
Leavenworth	14,053	10,306	3,747	Schilling AFB	85	85	-

Prime Contracts Over \$10,000	Total	Army	Navy & Marine Corps	Air Force	Other Defense Activities
Fiscal Year 1982	\$ 1,451,909	\$ 210,546	\$ 102,227	\$ 1,037,368	\$ 101,768
Fiscal Year 1981	983,087	152,878	32,140	758,801	39,268
Fiscal Year 1980	806,245	235,741	31,694	511,177	27,633

Top Five Contractors (Awards Over \$10,000)/ Major Locations of Performance	Total Amount	Major Areas of Work
1. Boeing Co./Wichita	\$ 981,481	Aircraft components and production; R&D.
2. Beech Aircraft Corp./Wichita	113,507	Aircraft production.
3. Phillips Petroleum Co./Kansas City	72,404	Petroleum.
4. Day & Zimmerman, Inc./Parsons	36,561	Operation of government facility; ammunition.
5. National Beef Packing Co./Liberal	13,944	Subsistence.
Total of Above	\$ 1,217,897	(83.7% of total awards over \$10,000)

MAP NO. 20

KENTUCKY



KENTUCKY

FISCAL YEAR 1982

(DOLLARS IN THOUSANDS)

Personnel/Expenditures	Total	Army	Navy & Marine Corps	Air Force	Other Defense Activities
I. Personnel - Total	54,422	50,992	2,613	491	326
Active Duty Military	41,458	40,961	246	251	-
Civilian	12,964	10,031	2,367	240	32
II. Expenditures - Total	\$ 1,350,739	\$ 1,092,118	\$ 101,742	\$ 68,552	\$ 88,327
A. Payroll Outlays - Total	1,070,880	920,040	91,594	51,656	7,590
Active Duty Military Pay	577,652	568,923	4,032	4,697	-
Civilian Pay	288,259	211,536	63,015	6,118	7,590
Reserve & National Guard Pay	55,725	48,297	2,599	4,829	-
Retired Military Pay	149,244	91,284	21,948	36,012	-
B. Prime Contracts Over \$10,000 - Total	279,859	172,078	10,148	16,896	80,737
Supply Contracts	143,274	39,943	6,912	16,873	79,546
R&D Contracts	1,150	951	160	39	-
Service Contracts	86,177	82,709	2,293	(16)	1,191
Construction Contracts	16,592	15,809	783	-	-
Civil Function Contracts	32,666	32,666	-	-	-

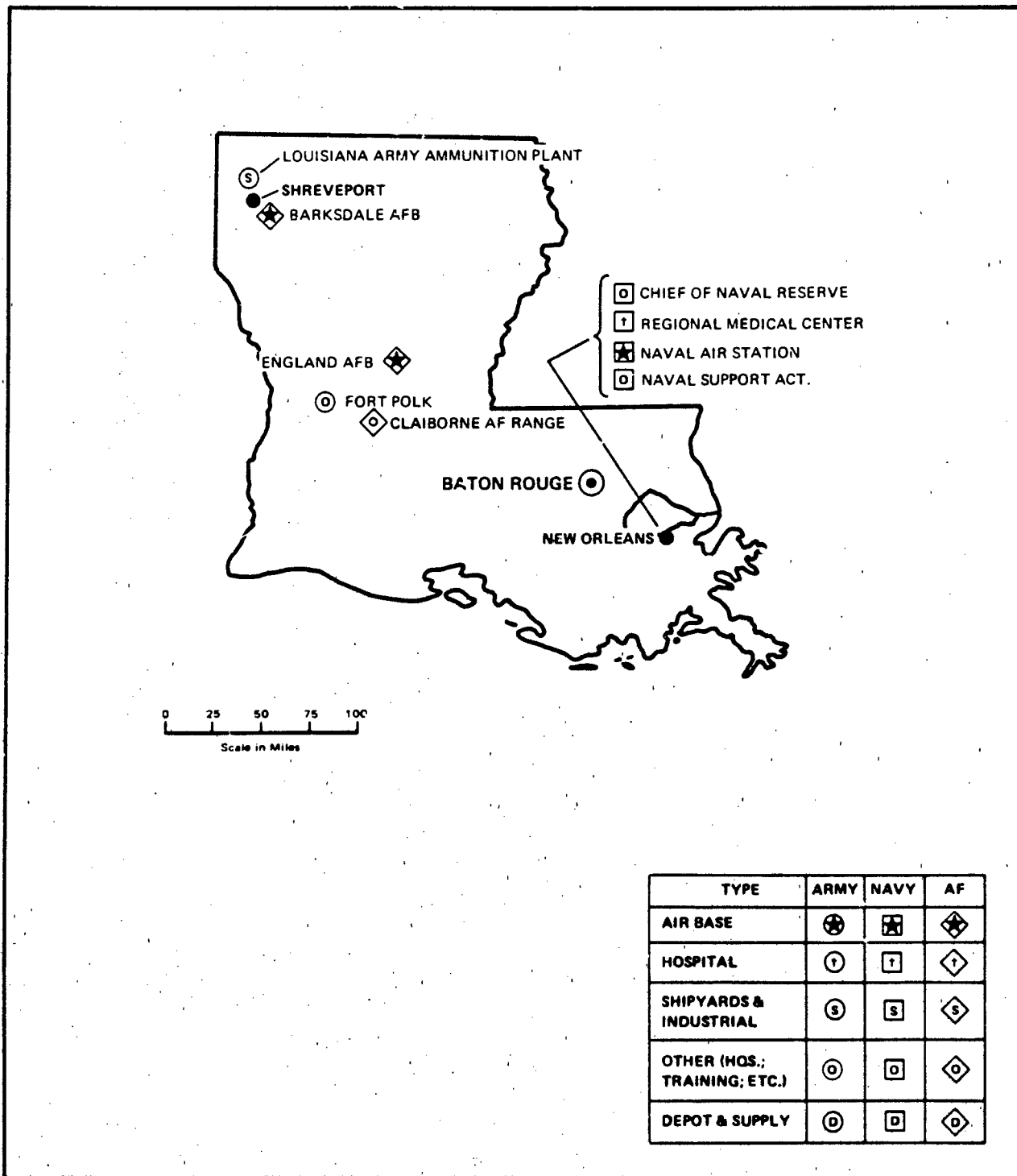
Major Locations of Expenditures	Expenditures			Major Locations of Personnel	Military and Civilian Personnel		
	Total	Payroll Outlays	Prime Contracts		Total	Active Duty Military	Civilian
Fort Campbell	\$ 416,834	\$ 373,015	\$ 43,819	Fort Campbell	24,259	21,605	2,654
Fort Knox	404,112	356,800	47,312	Fort Knox	23,354	19,112	4,242
Louisville	138,545	110,213	28,332	Louisville	3,992	328	3,664
Lexington	51,810	41,802	10,008	Lexington	1,287	127	1,160
Bowling Green	29,297	4,870	24,427	Richmond	626	112	514
Richmond	19,485	17,633	1,852	Frankfort	215	30	185
Owensboro	15,064	3,873	11,191	Grand Rivers	58	-	58
Radcliff	11,692	11,642	50	Glasgow	39	9	30
Frankfort	11,554	8,687	2,867	Somerset	34	5	29
Taylorsville	10,226	201	10,025	Bowling Green	32	21	11

Prime Contracts Over \$10,000	Total	Army	Navy & Marine Corps	Air Force	Other Defense Activities
Fiscal Year 1982	\$ 279,859	\$ 172,078	\$ 10,148	\$ 16,896	\$ 80,737
Fiscal Year 1981	407,226	153,588	7,971	12,540	233,127
Fiscal Year 1980	277,519	144,397	7,715	9,910	115,497

Top Five Contractors (Awards Over \$10,000)/ Major Locations of Performance	Total Amount	Major Areas of Work
1. Union Underwear Co./Bowling Green	\$ 16,883	Clothing.
2. FMC Corp./Bowling Green	12,629	Cranes.
3. General Electric Co./Owensboro	11,678	Electronic equipment.
4. Louisville Gas & Electric Co., Inc./Fort Knox	10,372	Gas and electric utilities.
5. Ashland Oil Co./Catlettsburg	8,292	Petroleum.
Total of Above	\$ 59,854	(21.4% of total awards over \$10,000)

MAP NO. 21

LOUISIANA



TYPE	ARMY	NAVY	AF
AIR BASE	✪	✪	✪
HOSPITAL	Ⓡ	Ⓡ	Ⓡ
SHIPYARDS & INDUSTRIAL	Ⓢ	Ⓢ	Ⓢ
OTHER (HQS.; TRAINING; ETC.)	⊙	⊙	⊙
DEPOT & SUPPLY	⊕	⊕	⊕

LOUISIANA

FISCAL YEAR 1982

(DOLLARS IN THOUSANDS)

Personnel/Expenditures	Total	Army	Navy & Marine Corps	Air Force	Other Defense Activities
I. Personnel - Total	34,616	18,995	4,227	11,118	276
Active Duty Military	25,732	14,130	2,554	9,048	-
Civilian	8,884	4,865	1,673	2,070	276
II. Expenditures - Total	\$ 2,481,371	\$ 685,066	\$ 442,266	\$ 348,064	\$ 1,005,975
A. Payroll Outlays - Total	859,771	403,105	136,672	313,212	6,782
Active Duty Military Pay	390,666	195,274	47,323	148,069	-
Civilian Pay	176,672	94,804	35,260	39,826	6,782
Reserve & National Guard Pay	63,535	39,448	13,302	10,785	-
Retired Military Pay	228,898	73,579	40,787	114,532	-
B. Prime Contracts Over \$10,000 - Total	1,621,600	281,961	305,594	34,852	999,193
Supply Contracts	1,170,991	10,816	150,179	11,416	998,580
R&D Contracts	4,074	539	3,364	171	-
Service Contracts	260,983	94,226	144,589	21,555	613
Construction Contracts	18,728	9,556	7,462	1,710	-
Civil Function Contracts	166,824	166,824	-	-	-

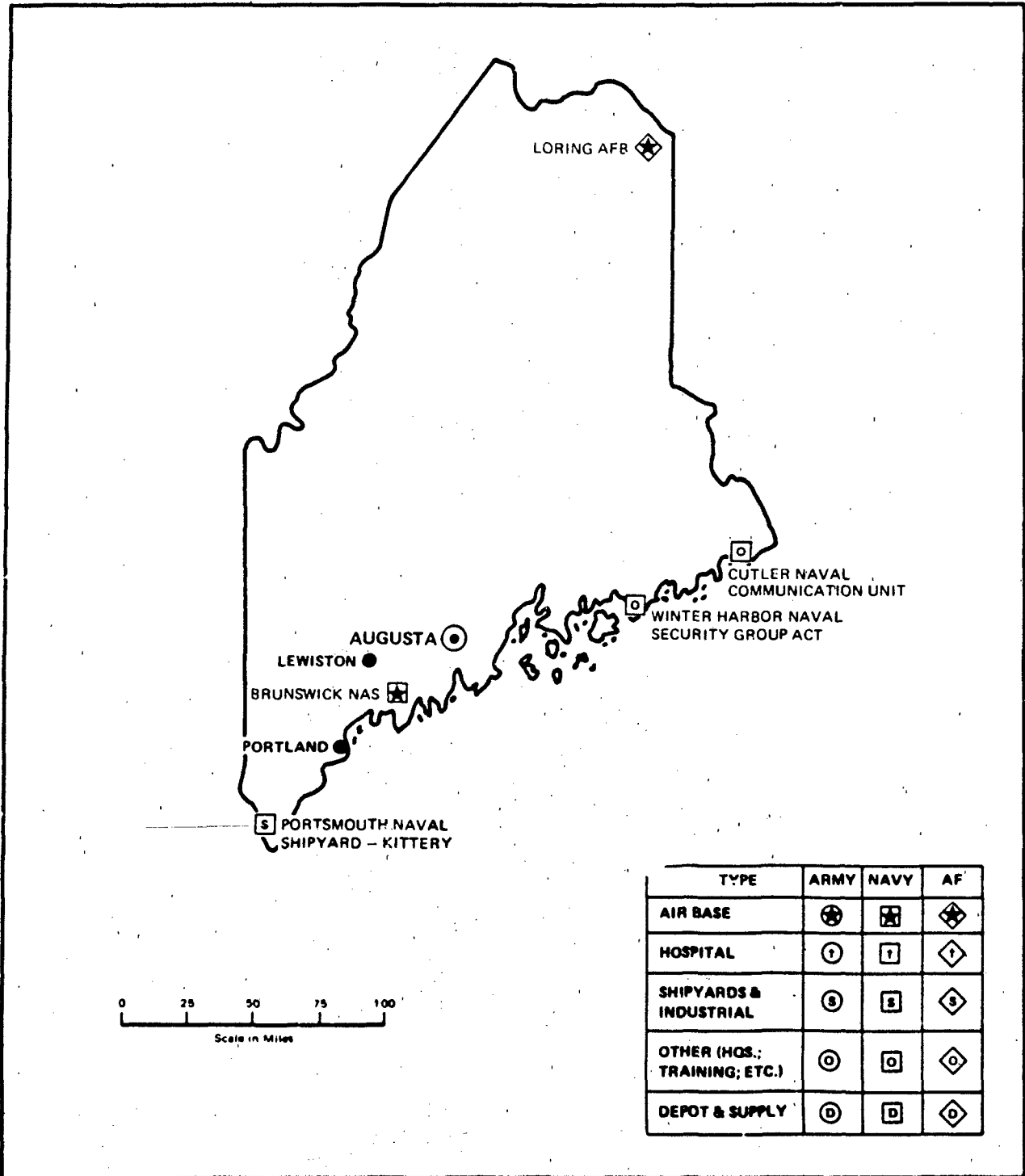
Major Locations of Expenditures	Expenditures			Major Locations of Personnel	Military and Civilian Personnel		
	Total	Payroll Outlays	Prime Contracts		Total	Active Duty Military	Civilian
St. James	\$ 635,986	\$ 160	\$ 635,826	Fort Polk	16,296	13,753	2,543
New Orleans	469,801	140,009	329,792	Barksdale AFB	6,906	5,820	1,086
Fort Polk	280,668	248,782	31,886	New Orleans	5,334	1,928	3,406
Lake Charles	158,689	8,843	149,846	England AFB	3,517	3,046	471
Baton Rouge	155,572	13,797	141,775	Beile Chasse	1,138	706	432
Shreveport	150,497	30,628	119,869	Shreveport	184	80	104
Barksdale AFB	136,447	120,937	15,510	Baton Rouge	124	85	39
England AFB	72,116	61,527	10,589	Camp Beauregard	123	-	123
Marksville	37,200	700	36,500	Westwego	95	15	80
Bossier City	30,621	29,794	827	Monroe	87	21	66

Prime Contracts Over \$10,000	Total	Army	Navy & Marine Corps	Air Force	Other Defense Activities
Fiscal Year 1982	\$ 1,621,600	\$ 281,961	\$ 305,594	\$ 34,852	\$ 999,193
Fiscal Year 1981	3,045,133	292,974	167,419	31,328	2,553,412
Fiscal Year 1980	694,643	302,162	148,571	29,401	214,509

Top Five Contractors (Awards Over \$10,000)/ Major Locations of Performance	Total Amount	Major Areas of Work
1. Exxon Corp./St. James	\$ 264,864	Petroleum.
2. Derby & Co., Inc./St. James	245,390	Petroleum.
3. Avondale Shipyards, Inc./New Orleans	116,561	Small craft modification; ship construction.
4. Textron, Inc./New Orleans	79,565	Ship construction.
5. Thiokol Corp./Shreveport	63,130	Operation of government facility; ammunition.
Total of Above	\$ 769,510	(47.5% of total awards over \$10,000)

MAP NO. 22

MAINE



MAINE

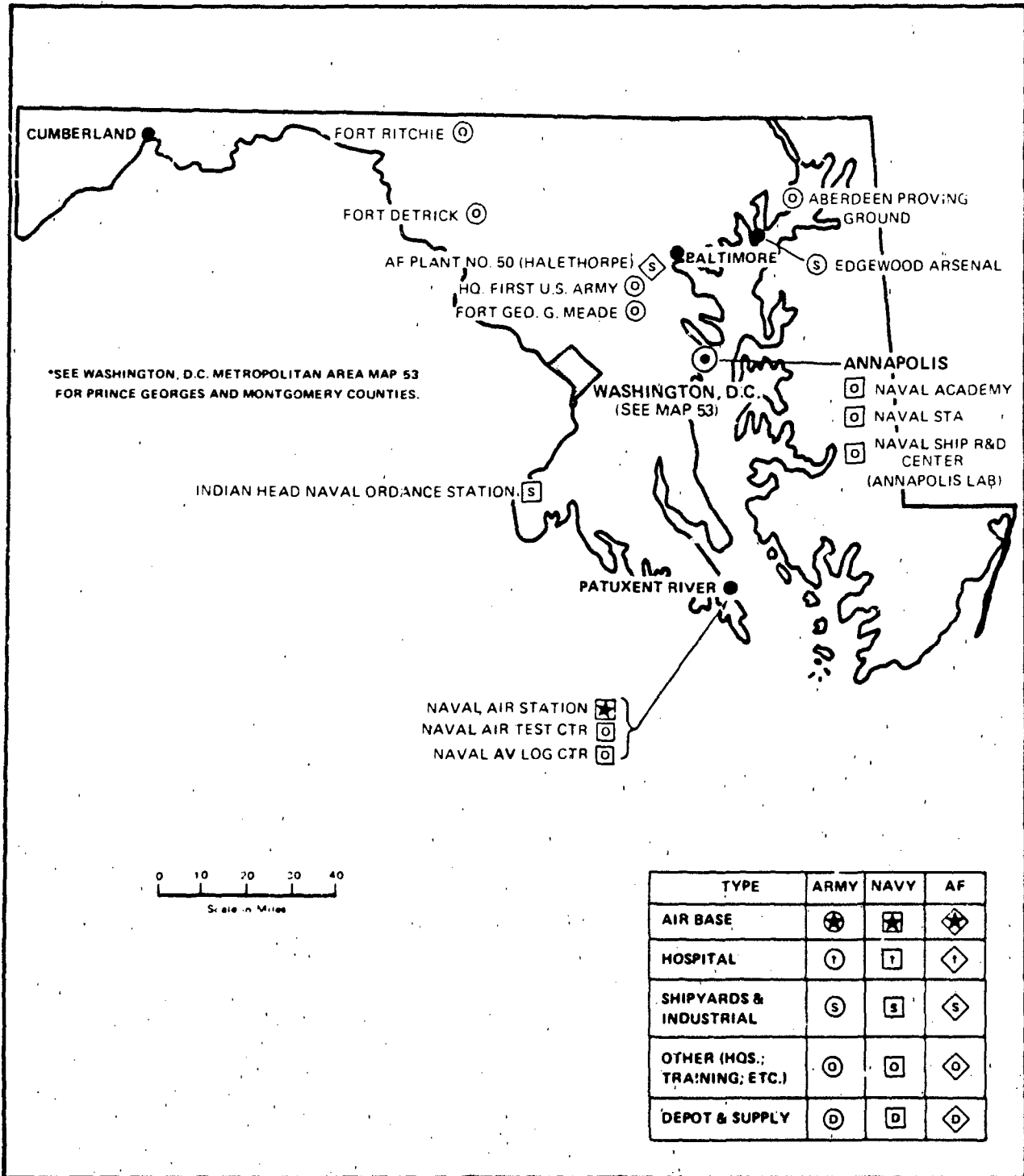
FISCAL YEAR 1982

(DOLLARS IN THOUSANDS)

Personnel/Expenditures	Total						
	Total	Army	Navy & Marine Corps	Air Force	Other Defense Activities		
I. Personnel - Total	7,096	354	2,414	4,262	66		
Active Duty Military	5,048	84	1,547	3,417	-		
Civilian	2,048	270	867	845	66		
II. Expenditures - Total	\$ 1,063,881	\$ 93,697	\$ 808,774	\$ 141,305	\$ 20,105		
A. Payroll Outlays - Total	275,429	35,910	124,943	113,124	1,452		
Active Duty Military Pay	131,122	2,218	76,761	52,143	-		
Civilian Pay	54,503	5,600	20,496	26,955	1,452		
Reserve & National Guard Pay	15,299	7,878	1,742	5,679	-		
Retired Military Pay	74,505	20,214	25,944	28,347	-		
B. Prime Contracts Over \$10,000 - Total	788,452	57,787	683,831	28,181	18,653		
Supply Contracts	666,318	29,036	611,329	9,176	16,777		
R&D Contracts	4,457	2,075	2,382	-	-		
Service Contracts	112,160	21,749	69,530	19,005	1,976		
Construction Contracts	682	92	590	-	-		
Civil Function Contracts	4,835	4,835	-	-	-		
Major Locations of Expenditures	Expenditures			Major Locations of Personnel	Military and Civilian Personnel		
	Total	Payroll Outlays	Prime Contracts		Total	Active Duty Military	Civilian
Bath	\$ 691,937	\$ 23,055	\$ 668,882	Loring AFB	3,954	3,372	582
Loring AFB	93,661	72,973	20,688	Brunswick	1,453	1,044	409
Brunswick	70,222	67,524	2,698	Winter Harbor	358	295	63
Saco	39,141	1,575	37,566	Bangor	308	26	282
Limestone	16,790	165	16,625	Bath	286	41	245
Bangor	16,645	14,328	2,317	Cutler	232	119	113
Portland	16,538	9,285	7,253	Augusta	143	14	129
Augusta	9,408	7,846	1,562	Portland	66	33	33
Winter Harbor	6,052	5,899	153	Topsham	57	9	48
Scarborough	5,977	379	5,598	South Portland	50	18	32
Prime Contracts Over \$10,000	Total	Army	Navy & Marine Corps	Air Force	Other Defense Activities		
Fiscal Year 1982	\$ 788,452	\$ 57,787	\$ 683,831	\$ 28,181	\$ 18,653		
Fiscal Year 1981	476,407	37,083	391,378	29,341	18,605		
Fiscal Year 1980	459,478	22,664	414,102	11,906	10,746		
Top Five Contractors (Awards Over \$10,000)/ Major Locations of Performance	Total Amount	Major Areas of Work					
1. Bath Iron Works Corp./Bath	\$ 666,281	Ship const., maintenance & repair; small craft repair.					
2. Maremont Corp./Saco	37,244	Weapons.					
3. Danac, Inc./Loring AFB	10,292	Maintenance, repair, & alteration of family housing.					
4. General Supply Corp./Limestone	5,897	Maintenance, repair, & alteration of family housing.					
5. Portland Valve Co./Scarborough	5,515	Valves.					
Total of Above	\$ 725,229	(92.0% of total awards over \$10,000)					

MAP NO. 23

MARYLAND



MARYLAND

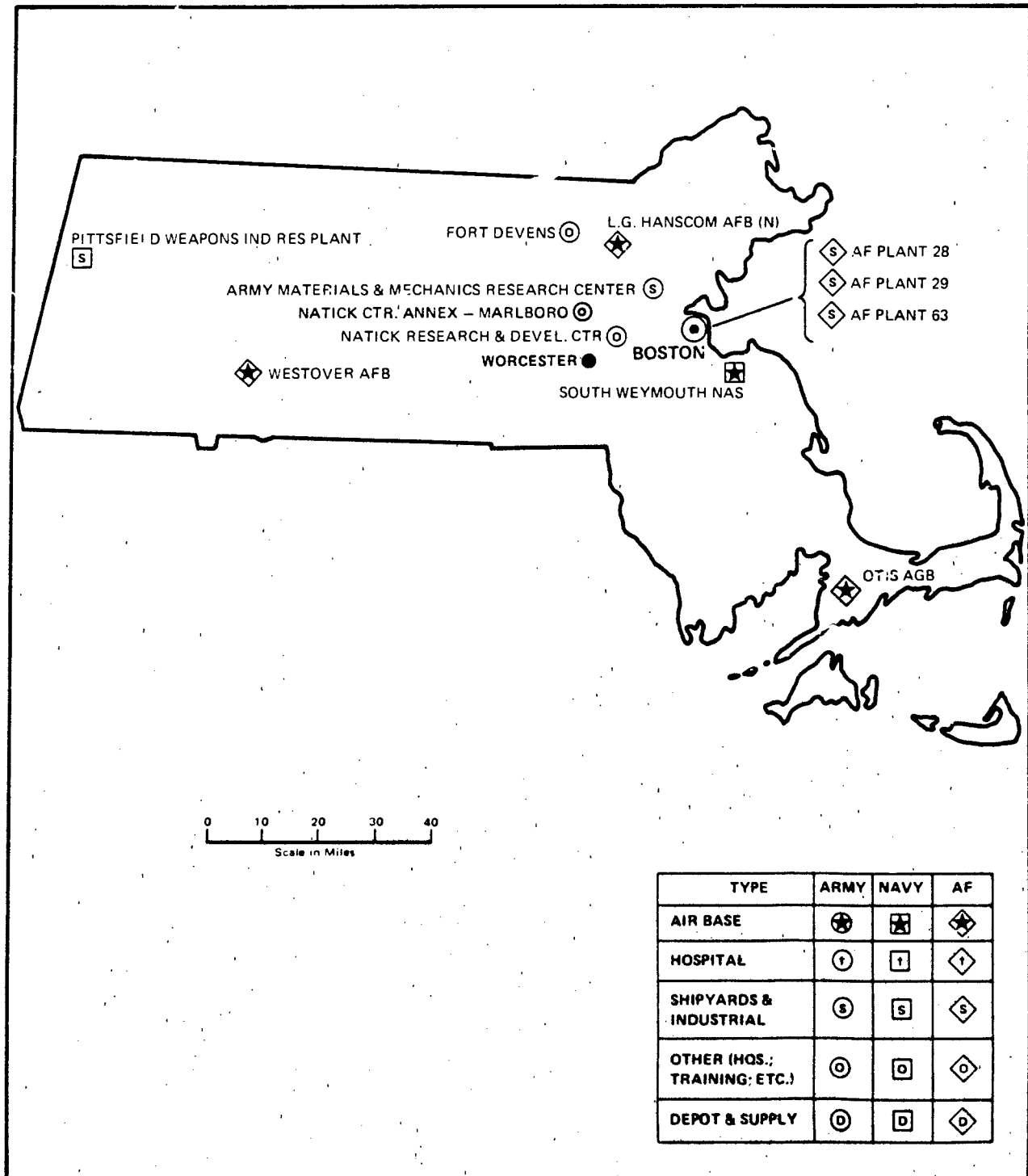
FISCAL YEAR 1982

(DOLLARS IN THOUSANDS)

Personnel/Expenditures	Total	Army	Navy & Marine Corps	Air Force	Other Defense Activities		
I. Personnel - Total	73,761	28,358	29,598	11,774	5,031		
Active Duty Military	34,536	12,168	13,900	8,468	-		
Civilian	39,225	16,190	14,698	3,306	5,031		
II. Expenditures - Total	\$ 5,130,928	\$ 1,184,342	\$ 1,926,900	\$ 1,477,916	\$ 541,770		
A. Payroll Outlays - Total	2,033,750	813,442	723,780	375,399	121,129		
Active Duty Military Pay	589,537	237,975	192,574	158,988	-		
Civilian Pay	1,010,960	377,230	424,077	88,524	121,129		
Reserve & National Guard Pay	72,469	43,932	14,420	14,117	-		
Retired Military Pay	360,784	154,305	92,709	113,770	-		
B. Prime Contracts Over \$10,000 - Total	3,097,178	370,900	1,203,120	1,102,517	420,641		
Supply Contracts	1,518,720	140,917	410,478	702,373	264,952		
R&D Contracts	746,521	40,752	387,427	289,135	29,207		
Service Contracts	745,001	127,911	383,610	107,605	125,875		
Construction Contracts	71,933	46,317	21,605	3,404	607		
Civil Function Contracts	15,003	15,003	-	-	-		
Major Locations of Expenditures	Expenditures			Major Locations of Personnel	Military and Civilian Personnel		
	Total	Payroll Outlays	Prime Contracts		Total	Active Duty Military	Civilian
Baltimore	\$1,145,729	\$ 61,201	\$1,084,528	Fort George G. Meade	11,927	8,526	3,401
Fort George G. Meade	355,863	246,648	109,215	Aberdeen Proving Ground	11,393	3,686	7,707
Bethesda	314,984	187,060	127,924	Andrews AFB	9,257	6,355	2,902
Aberdeen Proving Ground	304,610	255,999	48,611	Annapolis	8,500	5,837	2,663
Laurel	251,412	8,733	242,679	Bethesda	7,261	3,126	4,135
Silver Spring	250,866	12,426	238,438	Patuxent River	5,253	2,389	2,864
Andrews AFB	226,856	194,499	32,357	Brookmont	3,188	35	3,153
Annapolis	221,908	125,041	96,867	White Oak	2,032	35	1,997
Rockville	185,719	8,999	176,720	Fort Detrick	1,980	809	1,171
Patuxent River	170,744	135,929	34,815	Fort Ritchie	1,966	1,210	756
Prime Contracts Over \$10,000	Total	Army	Navy & Marine Corps	Air Force	Other Defense Activities		
Fiscal Year 1982	\$ 3,097,178	\$ 370,900	\$ 1,203,120	\$ 1,102,517	\$ 420,641		
Fiscal Year 1981	2,390,671	281,700	918,381	829,302	361,288		
Fiscal Year 1980	1,795,400	214,383	762,060	555,134	263,823		
Top Five Contractors (Awards Over \$10,000)/ Major Locations of Performance	Total Amount	Major Areas of Work					
1. Westinghouse Electric Corp./Baltimore	\$ 792,625	Aircraft comp.; comm., radar, & navigation equip.; R&D.					
2. Johns Hopkins University/Laurel	236,014	R&D for missile and space systems.					
3. Martin Marietta Corp./Baltimore	183,104	Cruiser components.					
4. Automation Industries, Inc./Silver Spring	174,037	R&D; management services; eng. services; missile repair.					
5. International Business Machines/Gaithersburg	142,190	R&D for space systems.					
Total of Above	\$ 1,527,970	(49.3% of total awards over \$10,000)					

MAP NO. 24

MASSACHUSETTS



MASSACHUSETTS

FISCAL YEAR 1982

(DOLLARS IN THOUSANDS)

Personnel/Expenditures	Total	Army	Navy & Marine Corps	Air Force	Other Defense Activities
I. Personnel - Total	21,766	11,156	2,445	6,662	1,503
Active Duty Military	10,215	6,324	1,485	2,406	-
Civilian	11,551	4,832	960	4,256	1,503
II. Expenditures - Total	\$ 6,045,730	\$ 2,202,412	\$ 1,819,044	\$ 1,715,856	\$ 308,418
A. Payroll Outlays - Total	728,863	327,004	125,957	241,690	34,212
Active Duty Military Pay	183,693	101,518	28,633	53,542	-
Civilian Pay	277,300	110,747	26,023	106,318	34,212
Reserve & National Guard Pay	80,778	46,873	16,357	17,548	-
Retired Military Pay	187,092	67,866	54,944	64,282	-
B. Prime Contracts Over \$10,000 - Total	5,316,867	1,875,408	1,693,087	1,474,166	274,206
Supply Contracts	3,504,286	1,434,039	1,255,121	594,998	220,128
R&D Contracts	1,207,225	206,025	203,010	772,595	25,595
Service Contracts	585,124	215,575	234,749	106,341	28,459
Construction Contracts	4,493	4,030	207	232	24
Civil Function Contracts	15,739	15,739	-	-	-

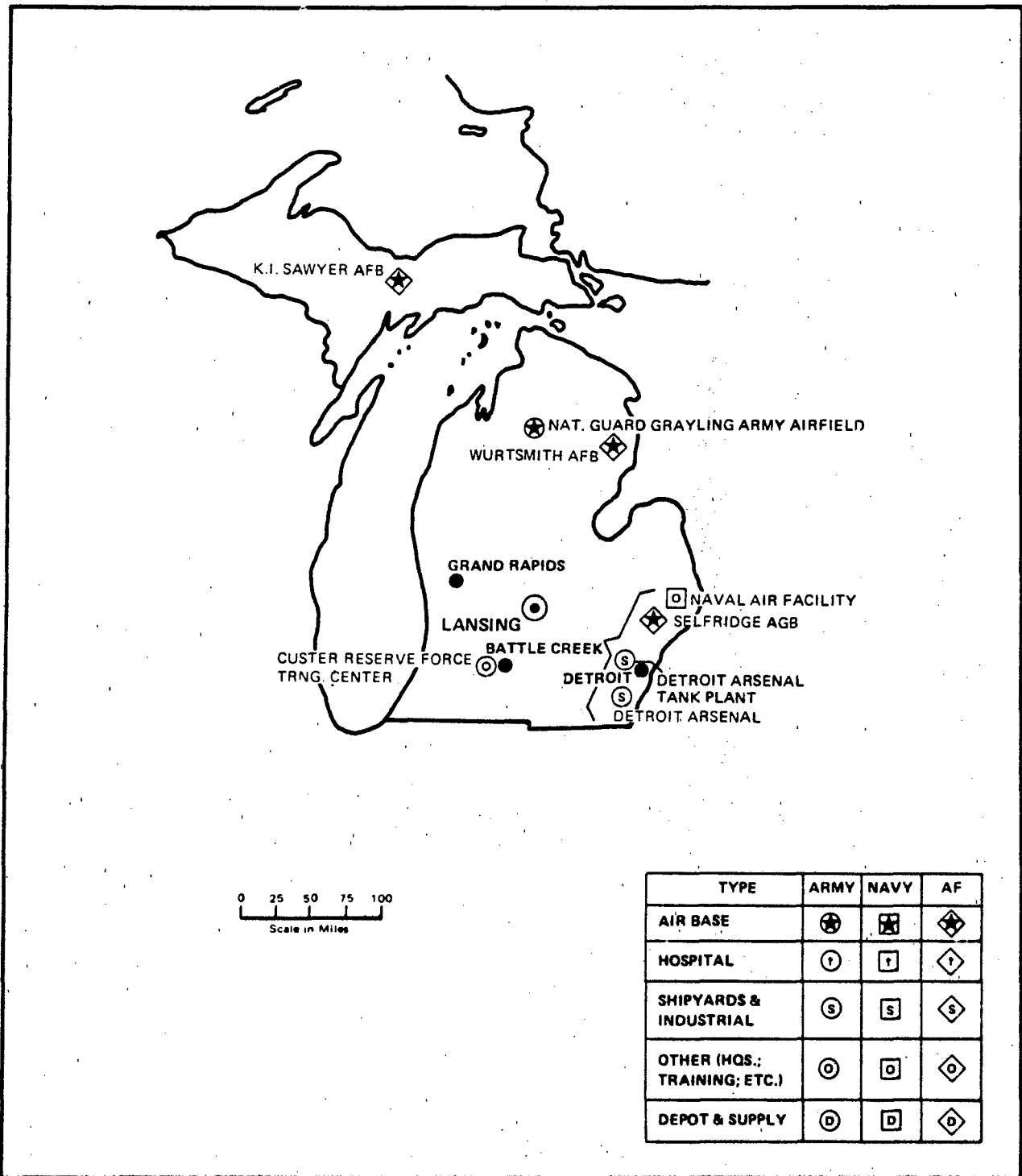
Major Locations of Expenditures	Expenditures			Major Locations of Personnel	Military and Civilian Personnel		
	Total	Payroll Outlays	Prime Contracts		Total	Active Duty Military	Civilian
Bedford	\$ 786,497	\$ 6,354	\$ 780,143	Fort Devens	7,451	5,779	1,672
Lynn	645,284	7,502	637,782	L. G. Hanscom Field	4,223	1,853	2,370
West Lynn	416,474	-	416,474	Boston	2,146	604	1,542
Lexington	378,968	2,690	376,278	Natick	1,508	188	1,320
Needham Heights	257,120	6,667	250,453	Weymouth/S. Weymouth	1,052	821	231
Cambridge	248,998	6,717	242,281	Otis/Otis AFB	936	151	685
West Andover	236,902	-	236,902	Westover AFB	766	106	661
Wilmington	232,830	1,112	231,718	Watertown	607	-	607
Wayland	226,298	1,508	224,790	Waltham	595	18	577
Waltham	207,997	17,696	190,301	Burlington	361	8	353

Prime Contracts Over \$10,000	Total	Army	Navy & Marine Corps	Air Force	Other Defense Activities
Fiscal Year 1982	\$ 5,316,867	\$ 1,875,408	\$ 1,693,087	\$ 1,474,166	\$ 274,206
Fiscal Year 1981	4,604,946	1,323,678	1,636,988	1,396,290	247,990
Fiscal Year 1980	3,743,171	1,245,302	1,053,168	1,235,003	209,698

Top Five Contractors (Awards Over \$10,000)/ Major Locations of Performance	Total Amount	Major Areas of Work
1. Raytheon Co./Bedford	\$ 1,634,249	Missiles; radar; navigation; R&D; communications.
2. General Electric Co./Lynn	1,263,623	Aircraft; missiles; submarines; R&D; armored vehicles.
3. GTE Products Corp./Needham Heights	286,455	Missile components; communication equipment; R&D.
4. Mass. Institute of Technology/Lexington	219,000	R&D.
5. Avco Corp./Wilmington	170,021	R&D; missile components.
Total of Above	\$ 3,573,348	(67.2% of total awards over \$10,000)

MAP NO. 25

MICHIGAN



MICHIGAN

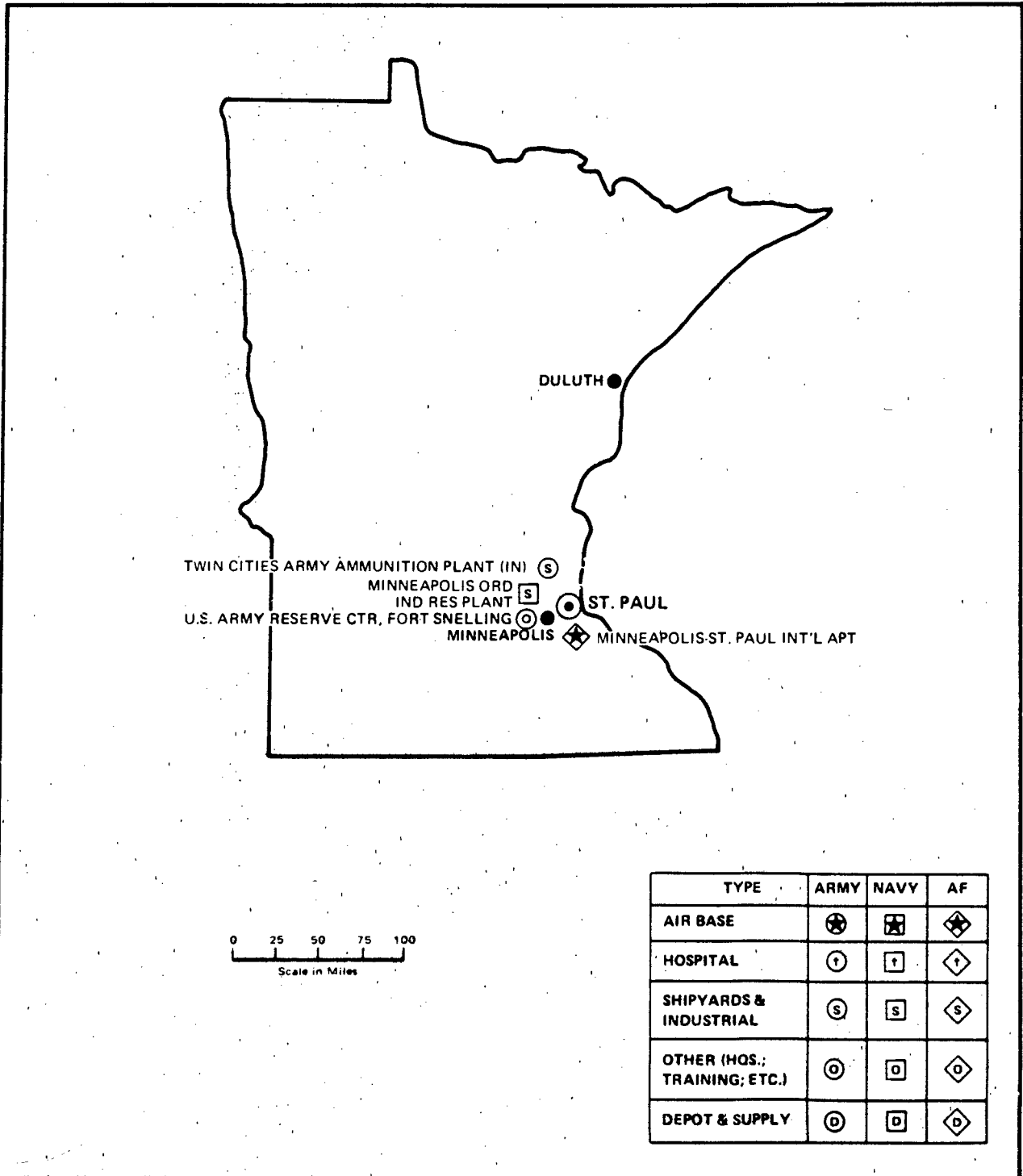
FISCAL YEAR 1982

(DOLLARS IN THOUSANDS)

Personnel/Expenditures	Total	Army	Navy & Marine Corps	Air Force	Other Defense Activities		
I. Personnel - Total	21,265	8,307	1,014	10,212	1,732		
Active Duty Military	9,266	1,011	922	7,333	-		
Civilian	11,999	7,296	92	2,879	1,732		
II. Expenditures - Total	\$ 2,242,123	\$ 1,263,322	\$ 312,369	\$ 442,316	\$ 224,116		
A. Payroll Outlays - Total	652,109	298,818	63,756	249,318	40,217		
Active Duty Military Pay	152,906	27,824	14,479	110,603	-		
Civilian Pay	298,625	183,891	2,024	62,493	40,217		
Reserve & National Guard Pay	55,716	28,203	12,208	15,305	-		
Retired Military Pay	154,862	58,900	35,045	60,917	-		
B. Prime Contracts Over \$10,000 - Total	1,590,014	964,504	248,613	192,998	183,899		
Supply Contracts	1,149,936	708,498	129,850	138,796	172,792		
R&D Contracts	194,796	78,318	109,643	5,859	976		
Service Contracts	213,363	146,306	8,805	48,121	10,131		
Construction Contracts	14,052	13,515	315	222	-		
Civil Function Contracts	17,867	17,867	-	-	-		
Major Locations of Expenditures	Expenditures			Major Locations of Personnel	Military and Civilian Personnel		
	Total	Payroll Outlays	Prime Contracts		Total	Active Duty Military	Civilian
Warren	\$ 353,337	\$ 110,031	\$ 243,306	Warren	4,798	7	4,791
Muskegon	205,283	3,804	201,479	K. I. Sawyer AFB	4,269	3,831	438
Walled Lake	173,533	1,349	172,184	Wurtsmith AFB	3,630	3,026	404
Detroit	137,588	47,828	89,760	Selfridge AFB	2,203	561	1,642
Center Line	113,146	-	113,146	Battle Creek	1,772	37	1,735
Sterling Heights	100,373	39,357	61,016	Detroit	1,509	816	693
Grand Rapids	99,267	6,997	92,270	Sterling Heights	911	6	905
K. I. Sawyer AFB	79,181	67,588	11,593	Lansing	368	147	221
Flint	74,910	5,940	68,970	Sault Ste. Marie	189	-	189
Wurtsmith	68,762	54,190	14,572	Grand Rapids	148	42	106
Prime Contracts Over \$10,000	Total	Army	Navy & Marine Corps	Air Force	Other Defense Activities		
Fiscal Year 1982	\$ 1,590,014	\$ 964,504	\$ 248,613	\$ 192,998	\$ 183,899		
Fiscal Year 1981	1,777,296	1,207,798	229,298	190,328	149,872		
Fiscal Year 1980	1,701,749	1,295,081	138,004	120,847	147,817		
Top Five Contractors (Awards Over \$10,000)/ Major Locations of Performance	Total Amount	Major Areas of Work					
1. General Dynamics Corp./Warren	\$ 372,365	Armored vehicle production; R&D.					
2. Teledyne Industries, Inc./Muskegon	194,793	Armored vehicle components.					
3. Williams International Corp./Walled Lake	171,622	Missile components; R&D.					
4. General Motors Corp./Flint	143,176	Armored vehicle & pers. carrier comp; trucks; diesel eng.					
5. Lear Siegler, Inc./Grand Rapids	62,579	Aircraft components & system engineering.					
Total of Above	\$ 944,535	(59.4% of total awards over \$10,000)					

MAP NO. 26

MINNESOTA



MINNESOTA

FISCAL YEAR 1992

(DOLLARS IN THOUSANDS)

Personnel/Expenditures	Total	Army	Navy & Marine Corps	Air Force	Other Defense Activities
I. Personnel - Total	3,556	1,746	400	1,049	361
Active Duty Military	920	365	376	179	-
Civilian	2,636	1,381	24	870	361
II. Expenditures - Total	\$ 1,686,258	\$ 457,023	\$ 764,132	\$ 357,952	\$ 107,151
A. Payroll Outlays - Total	224,474	96,949	37,776	80,133	9,616
Active Duty Military Pay	24,492	9,918	5,996	8,578	-
Civilian Pay	63,483	30,660	606	22,601	9,616
Reserve & National Guard Pay	42,484	22,831	6,010	13,643	-
Retired Military Pay	94,015	33,540	25,164	35,311	-
B. Prime Contracts Over \$10,000 - Total	1,461,784	360,074	726,356	277,819	97,535
Supply Contracts	1,109,668	252,763	571,219	200,927	84,759
R&D Contracts	191,796	63,952	87,923	34,467	5,454
Service Contracts	128,268	15,071	63,488	42,387	7,322
Construction Contracts	4,136	372	3,726	38	-
Civil Function Contracts	27,916	27,916	-	-	-

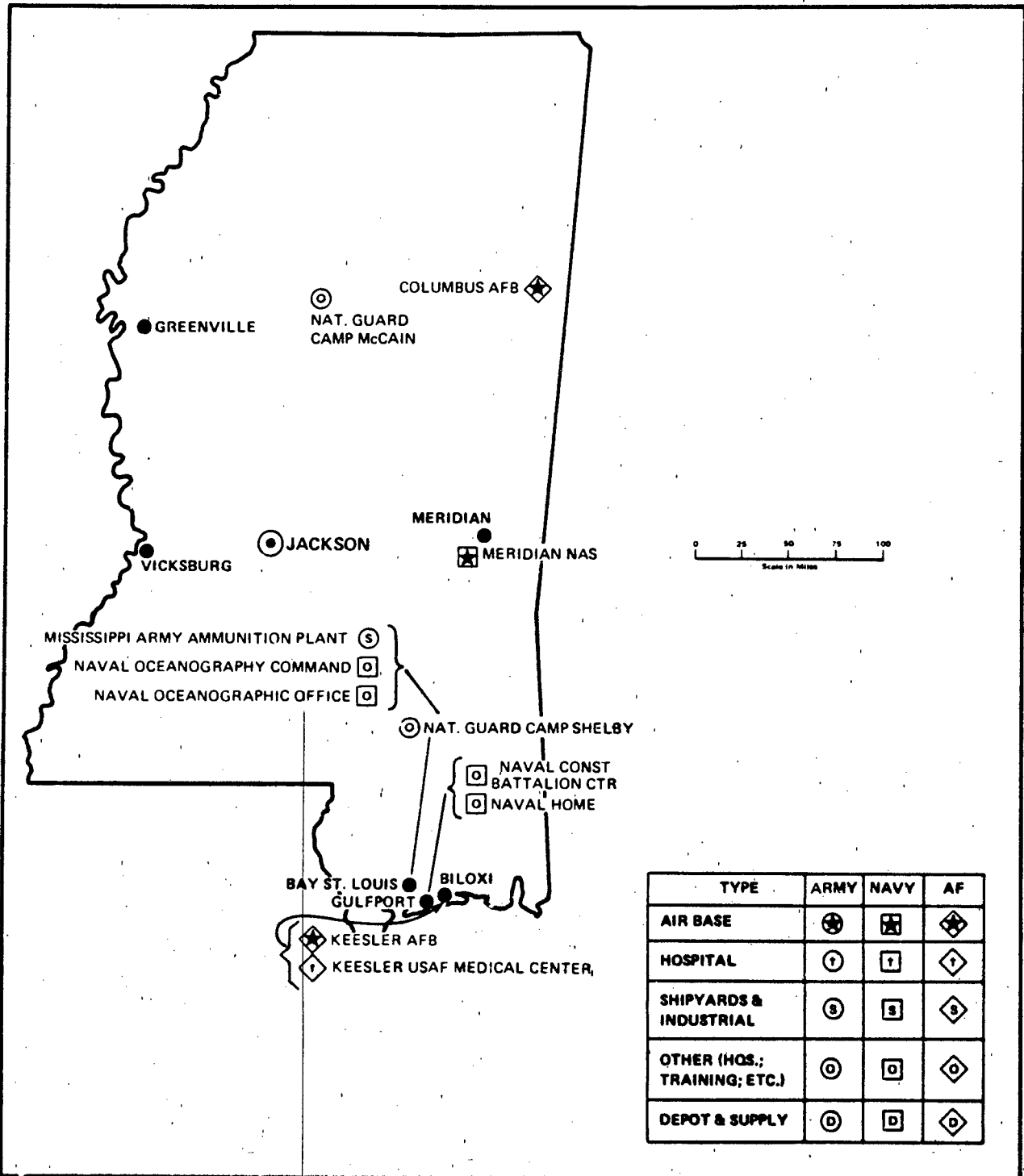
Major Locations of Expenditures	Expenditures			Major Locations of Personnel	Military and Civilian Personnel		
	Total	Payroll Outlays	Prime Contracts		Total	Active Duty Military	Civilian
Minneapolis	\$ 484,464	\$ 42,074	\$ 442,390	Minneapolis	1,064	475	589
St. Paul	362,603	34,011	328,592	St. Paul	933	57	876
Hopkins	320,942	1,945	318,997	Duluth	430	61	369
New Brighton	214,770	2,735	212,035	Fort Snelling	250	140	110
St. Louis Park	34,541	320	34,221	Camp Ripley	222	-	222
Duluth	30,440	26,841	3,599	Fridley	54	8	46
Minnetonka	14,622	76	14,546	New Brighton	54	-	54
Roseville	12,929	1,859	11,070	Red Wing	31	4	27
Avon	9,616	106	9,510	Rochester	29	15	14
Egan	8,605	5,615	2,990	Hopkins	27	6	21

Prime Contracts Over \$10,000	Total	Army	Navy & Marine Corps	Air Force	Other Defense Activities
Fiscal Year 1982	\$ 1,461,784	\$ 360,074	\$ 726,356	\$ 277,819	\$ 97,535
Fiscal Year 1981	1,188,463	240,857	699,146	167,784	80,676
Fiscal Year 1980	1,070,273	184,163	663,583	146,618	75,909

Top Five Contractors (Awards Over \$10,000)/ Major Locations of Performance	Total Amount	Major Areas of Work
1. Honeywell Inc./Hopkins	\$ 636,287	Munitions; R&D; radar.
2. Sperry Corp./St. Paul	263,150	Electronic & communication equipment; R&D; radar.
3. FMC Corp./Minneapolis	233,595	Weapons; missile launchers; aircraft components.
4. Control Data Corp./Minneapolis	65,741	Aircraft components.
5. Northwest Airlines, Inc./St. Paul	32,404	Air passenger service.
Total of Above	\$ 1,231,177	(84.2% of total awards over \$10,000)

MAP NO. 27

MISSISSIPPI



MISSISSIPPI

FISCAL YEAR 1982

(DOLLARS IN THOUSANDS)

Personnel/Expenditures	Total	Army	Navy & Marine Corps	Air Force	Other Defense Activities
I. Personnel - Total	30,173	4,533	6,342	19,169	129
Active Duty Military	19,807	322	3,696	15,789	-
Civilian	10,366	4,211	2,646	3,380	129
II. Expenditures - Total	\$ 2,197,732	\$ 534,357	\$ 1,045,158	\$ 450,777	\$ 167,440
A. Payroll Outlays - Total	786,997	175,483	215,051	392,921	3,542
Active Duty Military Pay	339,114	8,972	106,653	223,489	-
Civilian Pay	240,990	96,902	70,644	69,902	3,542
Reserve & National Guard Pay	41,252	24,524	1,881	14,847	-
Retired Military Pay	165,641	45,085	35,873	84,683	-
B. Prime Contracts Over \$10,000 - Total	1,410,735	358,874	830,107	57,856	163,898
Supply Contracts	944,017	46,819	718,250	15,152	163,796
R&D Contracts	6,625	181	6,258	186	-
Service Contracts	181,958	47,245	92,339	42,272	102
Construction Contracts	28,228	14,722	13,260	246	-
Civil Function Contracts	249,907	249,907	-	-	-


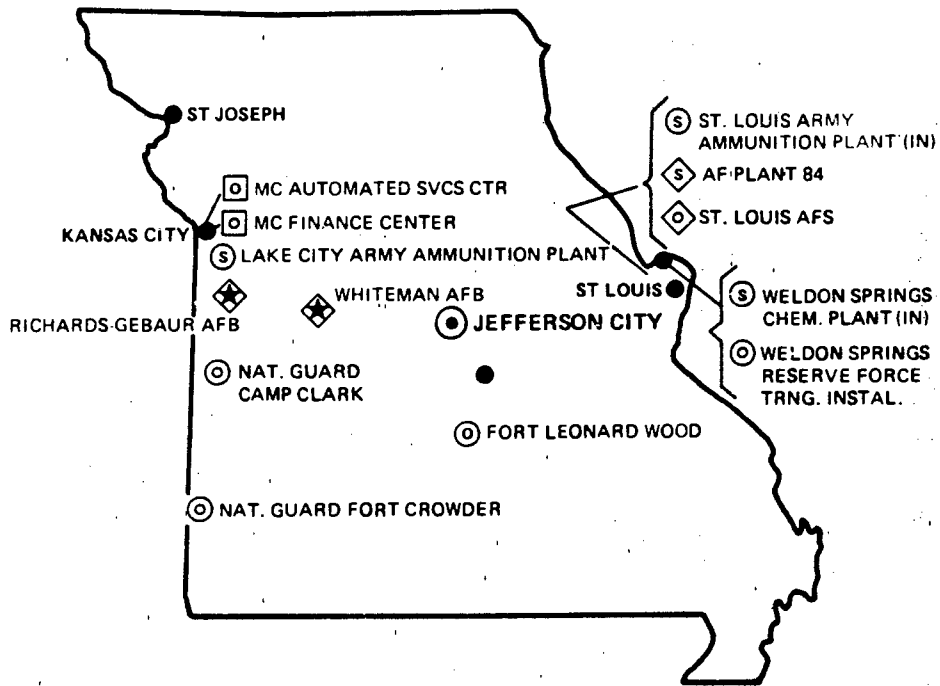
Major Locations of Expenditures	Expenditures			Major Locations of Personnel	Military and Civilian Personnel		
	Total	Payroll Outlays	Prime Contracts		Total	Active Duty Military	Civilian
Pascagoula	\$ 874,798	\$ 20,541	\$ 854,257	Keesler AFB	15,277	12,847	2,430
Keesler AFB	256,693	227,414	29,279	Columbus AFB	3,397	2,876	521
Corinth	170,004	1,357	168,647	Meridian	3,209	2,516	693
Gulfport	101,495	90,676	10,819	Vicksburg	2,631	1	2,590
Columbus AFB	90,091	57,554	32,537	Gulfport	1,593	859	734
Vicksburg	83,494	70,067	13,427	Bay St. Louis	1,390	79	1,311
Jackson	76,751	18,689	58,062	Pascagoula	445	50	395
Meridian	67,342	63,357	3,985	Jackson	327	131	196
Bay St. Louis	66,149	45,107	21,042	Flowood	264	-	264
Picayune	41,984	1,986	39,998	Greenville	242	4	238

Prime Contracts Over \$10,000	Total	Army	Navy & Marine Corps	Air Force	Other Defense Activities
Fiscal Year 1982	\$ 1,410,735	\$ 358,874	\$ 830,107	\$ 57,856	\$ 163,898
Fiscal Year 1981	1,442,704	503,879	779,889	53,386	105,550
Fiscal Year 1980	808,291	312,120	380,103	37,520	78,548

Top Five Contractors (Awards Over \$10,000)/ Major Locations of Performance	Total Amount	Major Areas of Work
1. Litton Systems, Inc./Pascagoula	\$ 791,386	Engineering services for ships & subs.; propulsion comps.
2. Tenn Tom Constructors/Corinth	89,600	Construction/canals.
3. Winfield Mfg. Co., Inc./Corinth	66,359	Clothing.
4. Chevron USA, Inc./Pascagoula	53,954	Petroleum.
5. Mason Chamberlain, Inc./Picayune	39,998	Operation of government facility; ammunition.
Total of Above	\$ 1,041,297	(73.8% of total awards over \$10,000)

MAP NO. 28

MISSOURI



TYPE	ARMY	NAVY	AF
AIR BASE	✪	✪	✪
HOSPITAL	①	①	①
SHIPYARDS & INDUSTRIAL	Ⓢ	Ⓢ	Ⓢ
OTHER (HQS.; TRAINING; ETC.)	⊙	⊙	⊙
DEPOT & SUPPLY	ⓓ	ⓓ	ⓓ

MISSOURI

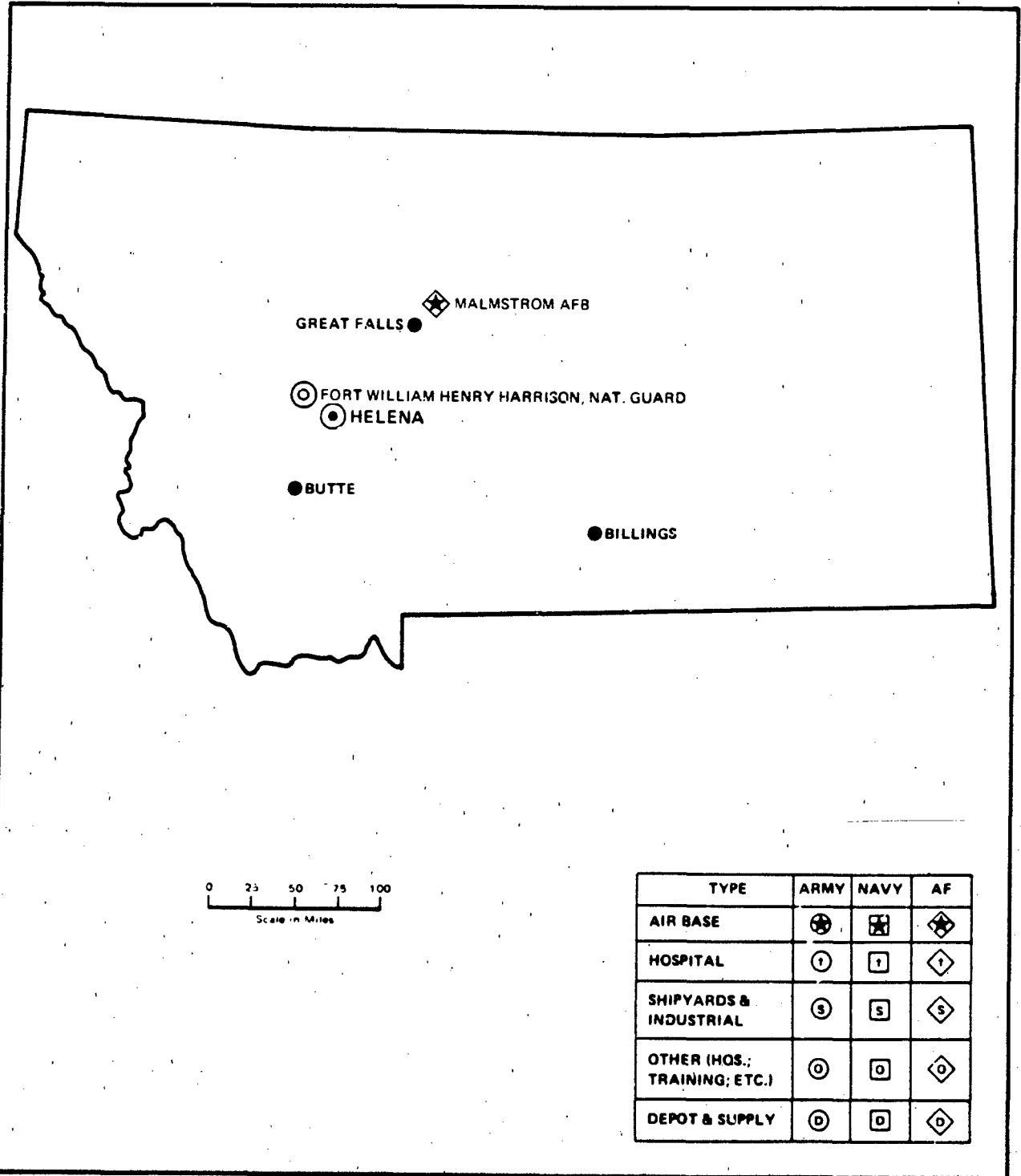
FISCAL YEAR 1982

(DOLLARS IN THOUSANDS)

Personnel/Expenditures	Total	Army	Navy & Marine Corps	Air Force	Other Defense Activities		
I. Personnel - Total	37,192	25,763	2,227	4,762	4,440		
Active Duty Military	17,443	12,692	1,203	3,548	-		
Civilian	19,749	13,071	1,024	1,214	4,440		
II. Expenditures - Total	\$ 6,347,132	\$ 1,212,729	\$ 3,839,888	\$ 1,070,177	\$ 224,338		
A. Payroll Outlays - Total	993,083	589,676	99,276	191,161	112,970		
Active Duty Military Pay	257,419	183,001	19,491	54,927	-		
Civilian Pay	442,088	275,831	21,462	31,825	112,970		
Reserve & National Guard Pay	68,246	41,805	10,864	15,577	-		
Retired Military Pay	225,330	89,039	47,459	88,832	-		
B. Prime Contracts Over \$10,000 - Total	5,354,049	623,053	3,740,612	879,016	111,368		
Supply Cont	4,250,083	236,182	3,216,437	705,184	92,280		
R&D Contracts	578,543	30,906	455,128	92,259	250		
Service Contracts	458,467	289,636	69,047	81,010	18,774		
Construction Contracts	7,007	6,380	-	563	64		
Civil Function Contracts	59,949	59,949	-	-	-		
Major Locations of Expenditures	Expenditures			Major Locations of Personnel	Military and Civilian Personnel		
	Total	Payroll Outlays	Prime Contracts		Total	Active Duty Military	Civilian
St. Louis	\$5,071,087	\$ 335,161	\$4,735,926	Fort Leonard Wood	13,417	11,274	2,143
Fort Leonard Wood	228,722	187,854	40,868	St. Louis	13,014	1,533	11,481
Independence	205,848	5,178	200,670	Whiteman AFB	3,573	3,136	437
Kansas City	161,141	81,676	79,465	Kansas City	2,791	972	1,819
West Plains	80,554	1,696	78,858	Overland	1,818	7	1,811
Whiteman AFB	71,510	59,843	11,667	Richards-Gebaur AFB	331	49	282
St. Charles	39,016	4,554	34,462	Jefferson City	314	50	264
Overland	32,604	25,749	6,855	St. Ann	302	-	302
Springfield	30,388	17,765	12,623	St. Joseph	208	19	189
Grandview	20,186	4,583	15,603	Springfield	169	62	107
Prime Contracts Over \$10,000	Total	Army	Navy & Marine Corps	Air Force	Other Defense Activities		
Fiscal Year 1982	\$ 5,354,049	\$ 623,053	\$ 3,740,612	\$ 879,016	\$ 111,368		
Fiscal Year 1981	4,411,471	571,927	1,933,623	1,789,844	116,077		
Fiscal Year 1980	3,264,063	360,492	1,529,660	1,302,437	71,474		
Top Five Contractors (Awards Over \$10,000)/ Major Locations of Performance	Total Amount	Major Areas of Work					
1. McDonnell Douglas Corp./St. Louis	\$ 4,407,091	Aircraft components; missile production; R&D.					
2. Remington Arms Co./Independence	198,736	Operation of government facility; munitions.					
3. Emerson Electric Co./St. Louis	145,618	Aircraft; missiles; R&D; electronic & comm.; vehicles.					
4. Southwest Truck Body/West Plains	94,587	Trailers.					
5. Libby Welding Co./Kansas City	50,910	Generators.					
Total of Above	\$ 4,886,942	(91.3% of total awards over \$10,000)					

MAP NO. 29

MONTANA



MONTANA

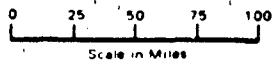
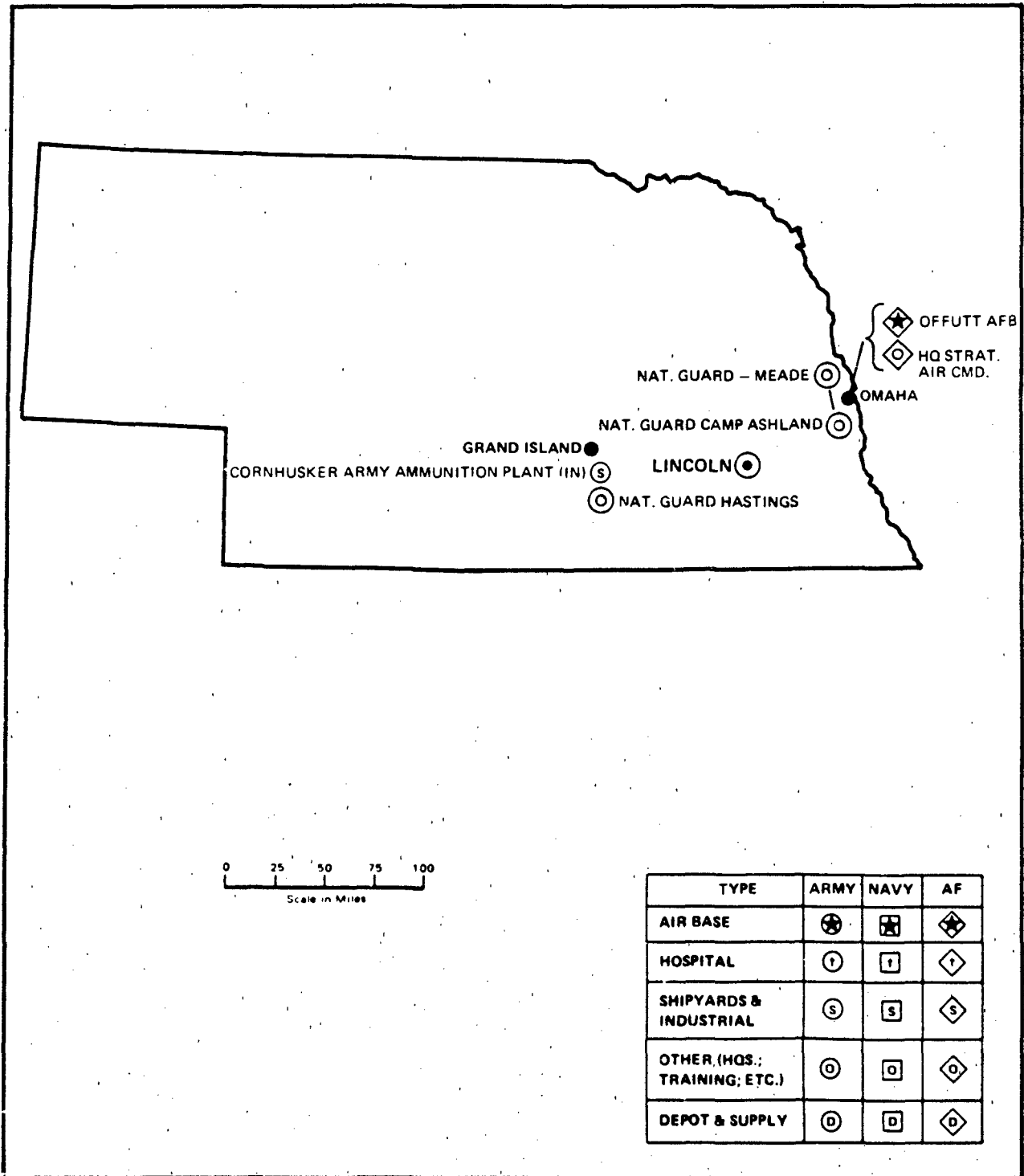
FISCAL YEAR 1982

(DOLLARS IN THOUSANDS)

Personnel/Expenditures	Total	Army	Navy & Marine Corps	Air Force	Other Defense Activities		
I. Personnel - Total	5,489	433	36	5,007	13		
Active Duty Military	4,325	73	35	4,217	-		
Civilian	1,154	360	1	790	13		
II. Expenditures - Total	\$ 188,022	\$ 42,092	\$ 10,429	\$ 123,835	\$ 11,666		
A. Payroll Outlays - Total	144,925	26,200	10,320	108,096	309		
Active Duty Military Pay	69,436	1,950	590	66,896	-		
Civilian Pay	23,957	8,021	31	15,596	309		
Reserve & National Guard Pay	10,713	5,981	1,141	3,591	-		
Retired Military Pay	40,819	10,248	8,558	22,013	-		
B. Prime Contracts Over \$10,000 - Total	43,097	15,892	109	15,739	11,357		
Supply Contracts	18,852	7,162	10	300	11,380		
R&D Contracts	287	147	70	70	-		
Service Contracts	15,844	541	29	15,297	(23)		
Construction Contracts	841	769	-	72	-		
Civil Function Contracts	7,273	7,273	-	-	-		
Major Locations of Expenditures	Expenditures			Major Locations of Personnel	Military and Civilian Personnel		
	Total	Payroll Outlays	Prime Contracts		Total	Active Duty Military	Civilian
Malmstrom AFB	\$ 88,184	\$ 76,475	\$ 11,709	Malmstrom AFB	4,680	4,185	495
Great Falls	34,305	19,682	14,623	Great Falls	307	8	299
Helena	8,922	8,851	71	Helena	192	18	164
Billings	6,136	5,518	618	Fort Peck	72	-	72
Poplar	6,126	108	6,018	Billings	48	27	21
Polson	5,172	528	4,644	Libby	41	-	41
Bozeman	3,737	3,417	320	Butte	39	29	10
Missoula	3,388	2,692	696	Bozeman	38	25	13
Kalispell	2,448	2,168	280	Missoula	30	18	12
Fort Peck	2,422	1,623	799	Kalispell	17	10	7
Prime Contracts Over \$10,000	Total	Army	Navy & Marine Corps	Air Force	Other Defense Activities		
Fiscal Year 1982	\$ 43,097	\$ 15,892	\$ 109	\$ 15,739	\$ 11,357		
Fiscal Year 1981	43,466	11,146	154	9,706	22,460		
Fiscal Year 1980	35,241	10,005	243	10,814	14,179		
Top Five Contractors (Awards Over \$10,000)/ Major Locations of Performance	Total Amount	Major Areas of Work					
1. Felton Construction Co./Great Falls	\$ 5,920	Construction; conservation development.					
2. A & S Tribal Industries/Poplar	5,889	Camouflage & deception equipment; medical equipment.					
3. Simmons Refining Corp./Great Falls	4,147	Petroleum.					
4. Great Falls Gas Co./Great Falls	3,528	Gas utilities.					
5. Volk Construction, Inc./Malmstrom AFB	2,509	Troop housing; construction/buildings.					
Total of Above	\$ 21,993	(51.0% of total awards over \$10,000)					

MAP NO. 30

NEBRASKA



TYPE	ARMY	NAVY	AF
AIR BASE	★	✠	◆
HOSPITAL	⊙	⊠	◇
SHIPYARDS & INDUSTRIAL	⊙	⊠	◇
OTHER (HQS.; TRAINING; ETC.)	⊙	⊠	◇
DEPOT & SUPPLY	⊙	⊠	◇

NEBRASKA

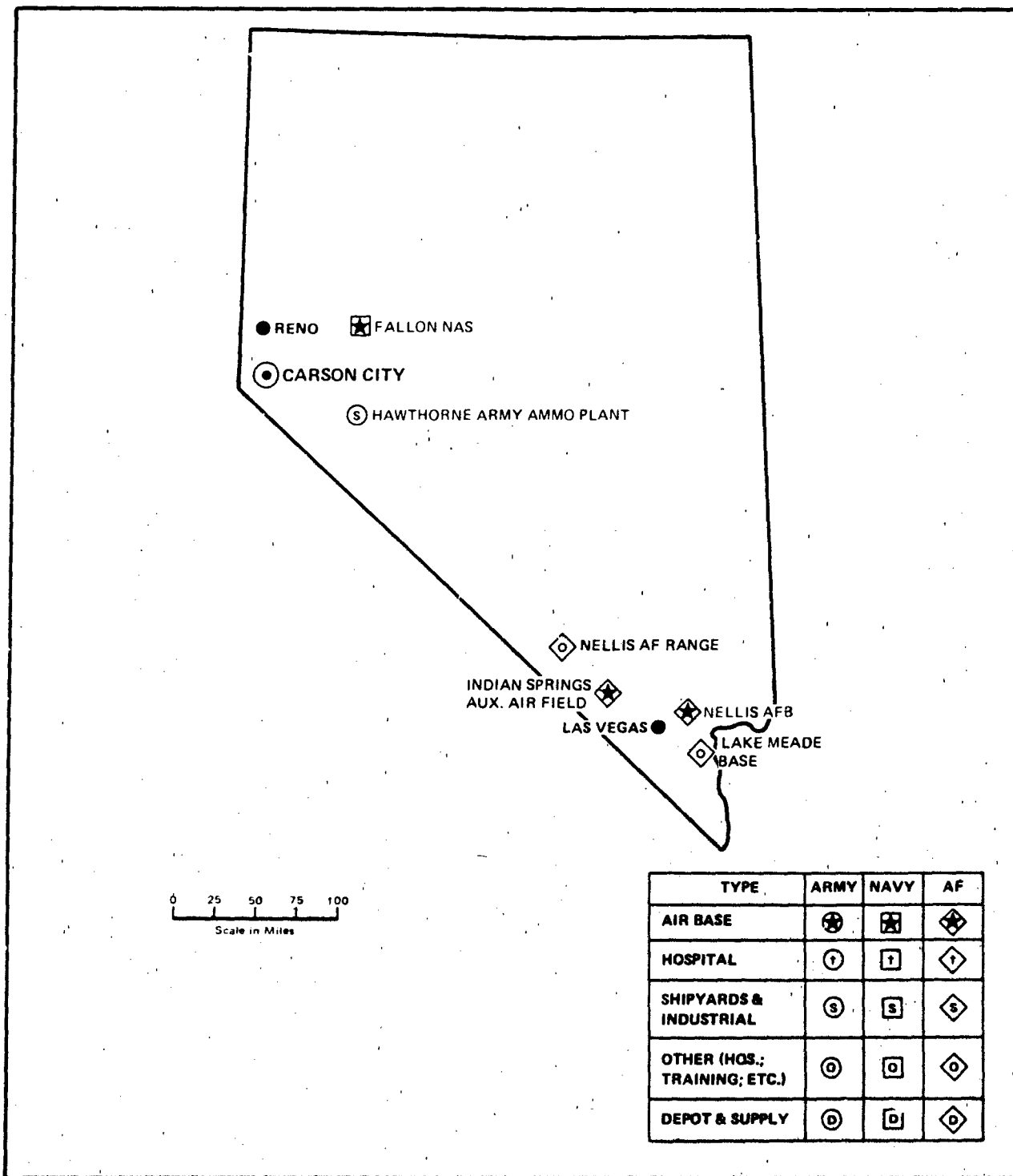
FISCAL YEAR 1982

(DOLLARS IN THOUSANDS)

Personnel/Expenditures	Total	Army	Navy & Marine Corps	Air Force	Other Defense Activities		
I. Personnel - Total	16,014	1,810	339	13,831	34		
Active Duty Military	12,319	184	329	11,906	-		
Civilian	3,695	1,626	10	2,025	34		
II. Expenditures - Total	\$ 582,001	\$ 94,664	\$ 21,643	\$ 413,631	\$ 52,063		
A. Payroll Outlays - Total	438,345	69,687	20,249	347,606	803		
Active Duty Military Pay	252,738	6,321	6,230	240,187	-		
Civilian Pay	83,314	37,854	238	44,419	803		
Reserve & National Guard Pay	17,031	9,781	2,328	4,922	-		
Retired Military Pay	85,262	15,731	11,453	58,078	-		
B. Prime Contracts Over \$10,000 - Total	143,656	24,977	1,394	66,025	51,260		
Supply Contracts	64,168	14,407	1,102	8,783	39,876		
R&D Contracts	8,609	751	100	7,758	-		
Service Contracts	65,916	4,989	192	49,351	11,384		
Construction Contracts	1,088	955	-	133	-		
Civil Function Contracts	3,875	3,875	-	-	-		
Major Locations of Expenditures	Expenditures			Major Locations of Personnel	Military and Civilian Personnel		
	Total	Payroll Outlays	Prime Contracts		Total	Active Duty Military	Civilian
Offutt AFB	\$ 336,012	\$ 276,727	\$ 59,285	Offutt AFB	13,337	11,529	1,808
Omaha	118,798	68,624	50,174	Omaha	1,723	432	1,291
Lincoln	39,032	27,580	11,452	Lincoln	500	76	424
Bellevue	20,490	20,160	330	Hastings	97	87	10
Grand Island	6,635	2,981	3,654	Elkhorn	54	49	5
Holdrege	5,243	218	5,025	Grand Island	50	46	4
Papillion	5,235	3,689	1,546	Silver Creek	46	46	-
Plattsmouth	3,673	1,673	2,000	Belden	45	-	45
Hastings	2,752	2,512	240	Kearney	19	8	11
Cozad	2,595	128	2,467	Head	16	-	16
Prime Contracts Over \$10,000	Total	Army	Navy & Marine Corps	Air Force	Other Defense Activities		
Fiscal Year 1982	\$ 143,656	\$ 24,977	\$ 1,394	\$ 66,025	\$ 51,260		
Fiscal Year 1981	109,654	21,989	836	55,266	31,573		
Fiscal Year 1980	103,631	16,340	1,108	58,602	27,581		
Top Five Contractors (Awards Over \$10,000)/ Major Locations of Performance	Total Amount	Major Areas of Work					
1. Needham, Inc./Omaha	\$ 17,752	Subsistence.					
2. Burrnoughs Corp./Offutt AFB	8,106	Lease of ADP equipment.					
3. Omaha Meat Processors/Omaha	7,866	Subsistence.					
4. Planning Research Corp /Offutt AFB	7,448	R&D.					
5. Mutual of Omaha Insurance Co./Omaha	6,445	Dependent medical care.					
Total of Above	\$ 47,617	(33.1% of total awards over \$10,000)					

MAP NO. 31

NEVADA



NEVADA

FISCAL YEAR 1982

(DOLLARS IN THOUSANDS)

Personnel/Expenditures	Total	Army	Navy & Marine Corps	Air Force	Other Defense Activities
I. Personnel - Total	12,951	281	977	11,668	25
Active Duty Military	11,050	47	698	10,305	-
Civilian	1,901	234	279	1,363	25
II. Expenditures - Total	\$ 465,382	\$ 69,242	\$ 61,153	\$ 328,523	\$ 6,464
A. Payroll Outlays - Total	356,638	32,940	44,481	278,577	640
Active Duty Military Pay	170,554	1,263	10,465	158,826	-
Civilian Pay	57,292	5,521	6,599	44,532	640
Reserve & National Guard Pay	7,385	2,146	1,482	3,757	-
Retired Military Pay	121,407	24,010	25,935	71,462	-
B. Prime Contracts Over \$10,000 - Total	108,744	36,302	16,672	49,946	5,824
Supply Contracts	5,799	1,350	287	998	3,164
R&D Contracts	5,907	149	184	3,059	2,515
Service Contracts	76,575	30,394	3,400	42,636	145
Construction Contracts	20,449	4,395	12,801	3,253	-
Civil Function Contracts	14	14	-	-	-

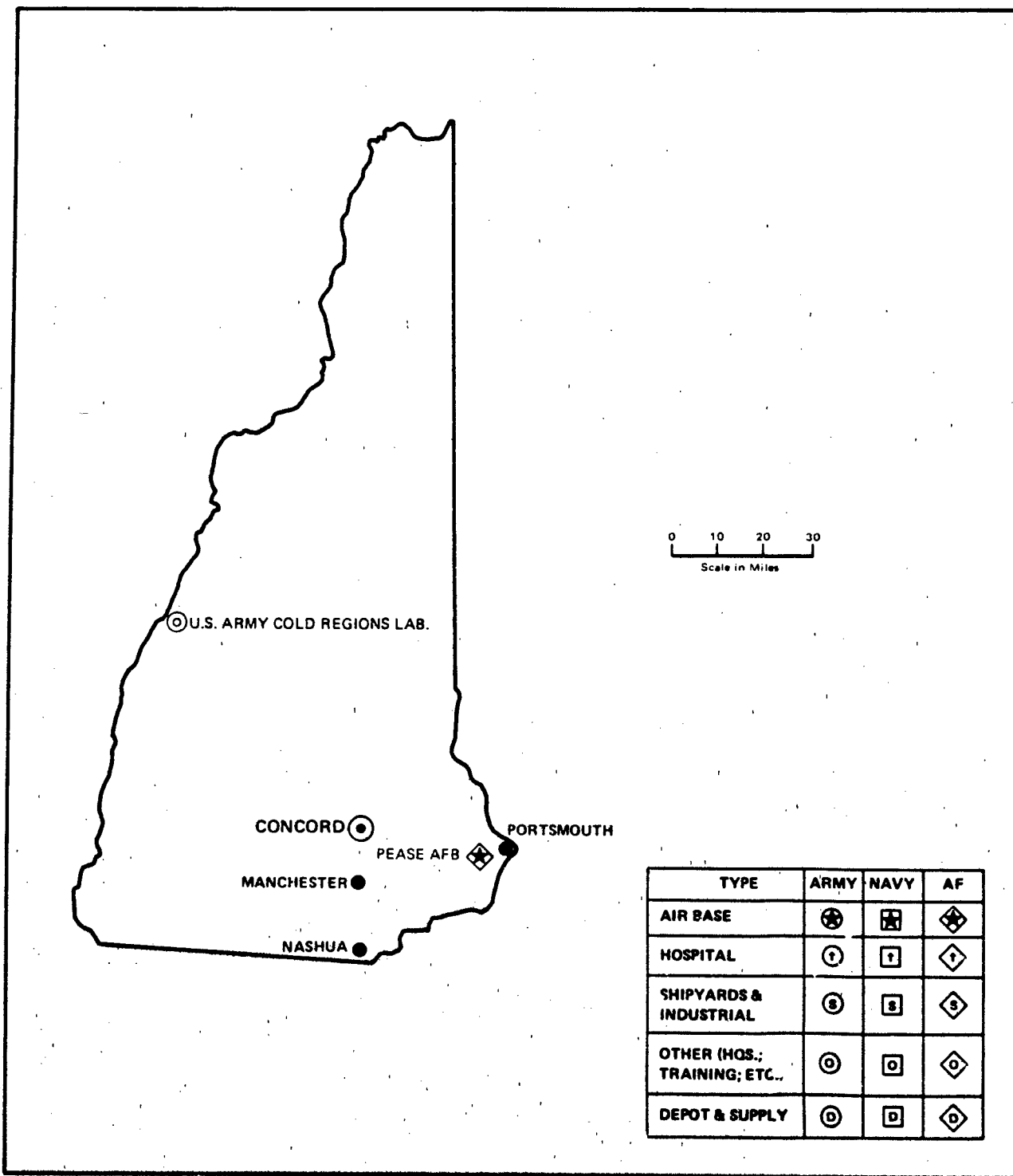
Major Locations of Expenditures	Expenditures			Major Locations of Personnel	Military and Civilian Personnel		
	Total	Payroll Outlays	Prime Contracts		Total	Active Duty Military	Civilian
Nellis AFB	\$ 219,091	\$ 174,855	\$ 44,236	Nellis AFB	9,962	8,914	1,048
Las Vegas	92,394	81,859	10,535	Fallon	913	653	260
Hawthorne	36,851	4,807	32,044	Las Vegas	620	552	68
Fallon	30,228	17,272	12,956	Lake Mead Base	452	452	-
Reno	23,467	22,114	1,353	Indian Springs	342	300	42
Lake Mead Base	10,175	10,006	169	Reno	287	45	242
Sparks	7,883	6,383	1,500	Hawthorne	203	97	106
Carson City	7,788	7,505	283	Carson City	87	6	81
North Las Vegas	7,053	6,974	79	Stead AFB	25	-	25
Indian Springs	6,354	6,033	321	Tonopah	15	14	1

Prime Contracts, Over \$10,000	Total	Army	Navy & Marine Corps	Air Force	Other Defense Activities
Fiscal Year 1982	\$ 108,744	\$ 36,302	\$ 16,672	\$ 49,946	\$ 5,824
Fiscal Year 1981	78,381	23,543	7,890	44,192	2,756
Fiscal Year 1980	50,390	10,336	8,664	26,964	4,426

Top Five Contractors (Awards Over \$10,000)/ Major Locations of Performance	Total Amount	Major Areas of Work
1. Day&Zimmerman, Inc. & F.E. Basil, JV/Hawthorne	\$ 28,819	Operation of government facility; ammunition.
2. Ford Aerospace & Communications/Nellis AFB	12,875	Maintenance & repair of communications equipment.
3. Nielsen Vasco & Earl, Inc./Fallon	7,049	Construction/buildings.
4. Arcata Associates/Nellis AFB	5,219	Maintenance & repair of electronic equipment.
5. Brutoco Engineering & Construction/Fallon	4,320	Construction/airport runways.
Total of Above	\$ 58,282	(53.6% of total awards over \$10,000)

MAP NO. 32

NEW HAMPSHIRE



NEW HAMPSHIRE

FISCAL YEAR 1982

(DOLLARS IN THOUSANDS)

Personnel/Expenditures	Total	Army	Navy & Marine Corps	Air Force	Other Defense Activities
I. Personnel - Total	13,430	561	8,499	4,253	117
Active Duty Military	3,884	69	339	3,476	-
Civilian	9,546	492	8,160	777	117
II. Expenditures - Total	\$ 936,908	\$ 238,019	\$ 425,393	\$ 255,496	\$ 18,000
A. Payroll Outlays - Total	397,997	42,337	240,188	112,547	2,925
Active Duty Military Pay	75,618	1,982	18,190	55,446	-
Civilian Pay	236,065	11,861	202,062	19,217	2,925
Reserve & National Guard Pay	11,178	5,338	1,721	4,119	-
Retired Military Pay	75,136	23,156	18,215	33,765	-
B. Prime Contracts Over \$10,000 - Total	538,911	195,682	185,205	142,949	15,075
Supply Contracts	459,138	166,612	154,087	124,468	13,971
R&D Contracts	24,549	3,243	15,327	5,751	228
Service Contracts	54,637	25,240	15,791	12,730	876
Construction Contracts	23	23	-	-	-
Civil Function Contracts	564	564	-	-	-

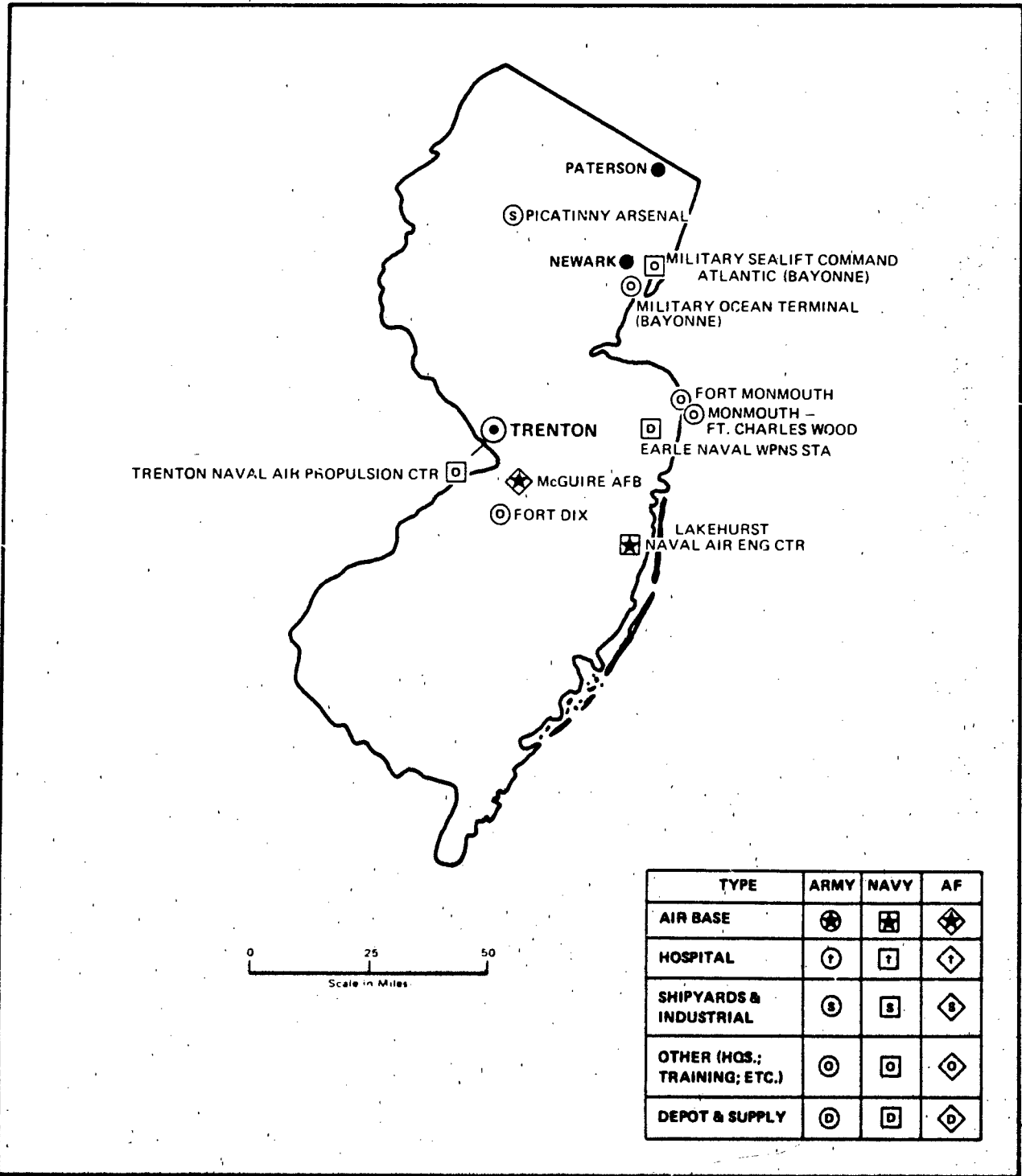
Major Locations of Expenditures	Expenditures			Major Locations of Personnel	Military and Civilian Personnel		
	Total	Payroll Outlays	Prime Contracts		Total	Active Duty Military	Civilian
Nashua	\$ 349,190	\$ 7,942	\$ 341,248	Portsmouth	8,437	274	8,163
Portsmouth	267,123	224,286	42,837	Pease AFB	4,133	3,410	723
Merrimack	101,706	2,007	99,699	Hanover	262	4	258
Pease AFB	87,919	76,691	11,228	Manchester	162	92	70
Manchester	23,746	8,039	15,707	Concord	143	23	120
Hanover	9,653	7,787	1,866	New Boston	95	32	63
Salem	7,210	1,408	5,802	Nashua	82	8	74
Dover	6,310	4,319	1,991	Durham	20	18	2
Bedford	4,959	4,959	-	Merrimack	14	-	14
Laconia	4,411	1,639	2,772	Keene	8	1	7

Prime Contracts Over \$10,000	Total	Army	Navy & Marine Corps	Air Force	Other Defense Activities
Fiscal Year 1982	\$ 538,911	\$ 195,682	\$ 185,205	\$ 142,949	\$ 15,075
Fiscal Year 1981	393,075	144,916	130,303	105,636	12,220
Fiscal Year 1980	306,481	124,519	113,273	56,260	12,429

Top Five Contractors (Awards Over \$10,000)/ Major Locations of Performance	Total Amount	Major Areas of Work
1. Sanders Associates, Inc./Nashua	\$ 304,317	Aircraft; missiles; radar; navigation; R&D.
2. Sun Chemical Corp./Merrimack	139,664	Night vision and electronic equipment.
3. Simplex Wire & Cable Co./Portsmouth	31,563	Communication equipment.
4. Digital Equipment Corp./Salem	6,935	Aircraft components; electronic and comm. equip.; ADP.
5. Granite State Machine Co., Inc./Manchester	3,991	Electronic equipment.
Total of Above	\$ 486,470	(90.3% of total awards over \$10,000)

MAP NO. 33

NEW JERSEY



NEW JERSEY

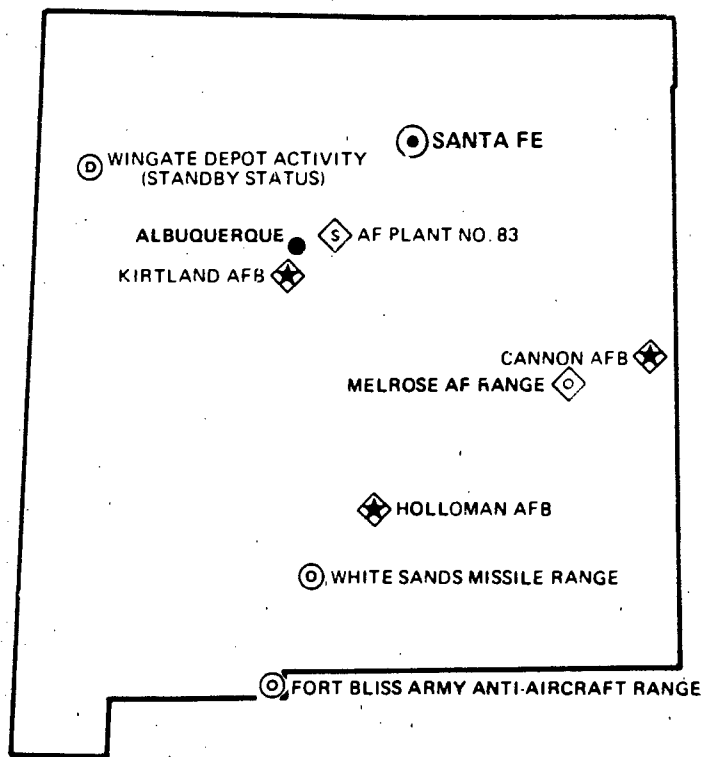
FISCAL YEAR 1982

(DOLLARS IN THOUSANDS)

Personnel/Expenditures	Total	Army	Navy & Marine Corps	Air Force	Other Defense Activities		
I. Personnel - Total	46,524	30,323	7,855	7,322	1,024		
Active Duty Military	19,077	12,313	1,682	5,082	-		
Civilian	27,447	18,010	6,173	2,240	1,024		
II. Expenditures - Total	\$ 4,138,189	\$ 1,352,709	\$ 1,666,760	\$ 602,975	\$ 515,745		
A. Payroll Outlays - Total	1,243,160	772,919	248,351	197,373	24,517		
Active Duty Military Pay	298,631	174,370	41,302	82,959	-		
Civilian Pay	674,259	449,197	153,124	47,421	24,517		
Reserve & National Guard Pay	58,921	35,857	5,852	17,217	-		
Retired Military Pay	211,349	113,495	48,073	49,781	-		
B. Prime Contracts Over \$10,000 - Total	2,895,029	579,790	1,418,409	405,602	491,228		
Supply Contracts	1,750,016	301,247	795,405	221,477	431,887		
R&D Contracts	396,974	67,529	188,119	119,314	22,012		
Service Contracts	707,802	171,299	434,788	64,386	37,329		
Construction Contracts	2,928	2,406	97	425	-		
Civil Function Contracts	37,309	37,309	-	-	-		
Major Locations of Expenditures	Expenditures			Military and Civilian Personnel			
	Total	Payroll Outlays	Prime Contracts	Major Locations of Personnel	Total	Active Duty Military	Civilian
Moorestown	\$ 441,655	\$ 6,213	\$ 435,442	Fort Dix	11,758	9,623	2,135
Fort Monmouth	320,063	257,688	62,375	Fort Monmouth	10,079	2,100	7,979
Cranford	287,324	746	286,578	McGuire AFB	6,739	4,897	1,842
Nutley	257,431	1,233	256,198	Picatinny	5,805	175	5,630
Camden	229,089	5,296	223,793	Bayonne	4,414	180	4,234
Fort Dix	208,949	169,709	39,240	Lakehurst	2,589	685	1,904
Little Falls	178,573	1,265	177,308	Colts Neck	1,235	468	767
Picatinny	150,956	150,910	46	Trenton	855	63	792
Teterboro	142,255	1,650	140,605	Pomona	362	-	362
McGuire AFB	136,996	119,859	17,137	Springfield	302	4	298
Prime Contracts Over \$10,000	Total	Army	Navy & Marine Corps	Air Force	Other Defense Activities		
Fiscal Year 1982	\$ 2,895,029	\$ 579,790	\$ 1,418,409	\$ 405,602	\$ 491,228		
Fiscal Year 1981	2,313,258	314,428	1,131,116	431,938	435,776		
Fiscal Year 1980	1,532,102	298,339	673,723	229,792	330,248		
Top Five Contractors (Awards Over \$10,000)/ Major Locations of Performance	Total Amount	Major Areas of Work					
1. RCA Corp./Moorestown	\$ 637,988	Satellites, ships; missiles; communications; R&D.					
2. United States Linen Co./Cranford	286,250	Charter for cargo vessels.					
3. Internat. Telephone & Telegraph Corp./Nutley	192,439	R&D for electronics and communications; radar.					
4. Singer Co./Little Falls	179,255	Aircraft, missile, & tank components; R&D.					
5. Bendix Corp./Teterboro	162,333	Aircraft components.					
Total of Above	\$ 1,458,269	(50.4% of total awards over \$10,000)					

MAP NO. 34

NEW MEXICO



TYPE	ARMY	NAVY	AF
AIR BASE	✳	✳	✳
HOSPITAL	⊙	⊙	⊙
SHIPYARDS & INDUSTRIAL	Ⓢ	Ⓢ	Ⓢ
OTHER (HQS.; TRAINING; ETC.)	⊙	⊙	⊙
DEPOT & SUPPLY	⊙	⊙	⊙

NEW MEXICO

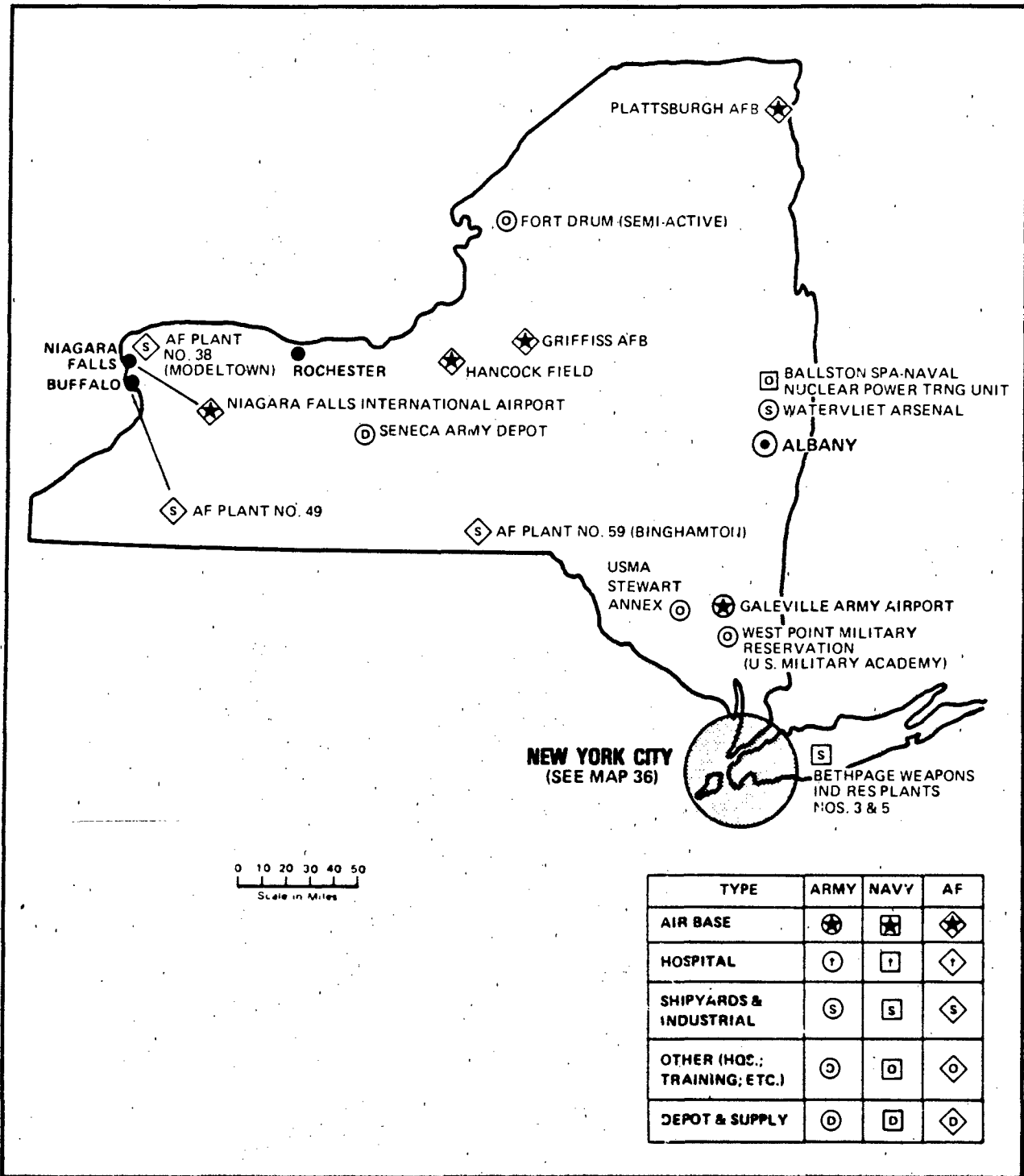
FISCAL YEAR 1982

(DOLLARS IN THOUSANDS)

Personnel/Expenditures	Total	Army	Navy & Marine Corps	Air Force	Other Defense Activities		
I. Personnel - Total	26,128	6,068	621	19,044	395		
Active Duty Military	16,611	1,544	461	14,606	-		
Civilian	9,517	4,524	160	4,438	395		
II. Expenditures - Total	\$ 1,181,745	\$ 326,276	\$ 42,820	\$ 668,542	\$ 144,107		
A. Payroll Outlays - Total	723,719	206,974	34,743	473,591	8,411		
Active Duty Military Pay	274,319	33,510	7,994	232,815	-		
Civilian Pay	284,547	122,824	4,713	148,599	8,411		
Reserve & National Guard Pay	13,706	7,774	1,676	4,256	-		
Retired Military Pay	151,147	42,866	20,360	87,921	-		
B. Prime Contracts Over \$10,000 - Total	458,026	119,302	8,077	194,951	135,696		
Supply Contracts	150,572	5,588	3,449	16,450	125,085		
R&D Contracts	109,945	17,506	1,460	82,192	8,787		
Service Contracts	159,787	63,855	3,168	90,954	1,810		
Construction Contracts	34,985	29,616	-	5,355	14		
Civil Function Contracts	2,737	2,737	-	-	-		
Major Locations of Expenditures	Expenditures			Major Locations of Personnel	Military and Civilian Personnel		
	Total	Payroll Outlays	Prime Contracts		Total	Active Duty Military	Civilian
Kirtland AFB	\$ 312,331	\$ 198,102	\$ 114,229	Kirtland AFB	7,301	4,511	2,790
White Sands Missile Rngl	224,304	134,326	89,978	Holloman AFB	7,159	5,956	1,203
Albuquerque	179,466	114,870	64,596	White Sands Missile Rngl	5,151	1,379	3,772
Holloman AFB	149,597	112,622	36,975	Cannon AFB	4,418	3,990	428
Lovington	110,134	248	109,886	Albuquerque	1,353	556	797
Cannon AFB	83,387	70,276	13,111	Santa Fe	139	15	124
Las Cruces	24,040	10,931	13,109	Kirtland	88	88	-
Roswell	12,543	9,063	3,480	Fort Wingate	86	2	84
Alamogordo	11,108	10,601	507	Las Cruces	71	19	52
Santa Fe	10,601	9,329	1,272	Oro Grande	60	-	60
-Prime Contracts Over \$10,000	Total	Army	Navy & Marine Corps	Air Force	Other Defense Activities		
Fiscal Year 1982	\$ 458,026	\$ 119,302	\$ 8,077	\$ 194,951	\$ 135,696		
Fiscal Year 1981	385,770	118,216	1,966	145,108	120,480		
Fiscal Year 1980	294,877	67,500	3,157	131,667	92,553		
Top Five Contractors (Awards Over \$10,000)/ Major Locations of Performance	Total Amount	Major Areas of Work					
1. Southern Union Refining Co./Lovington	\$ 109,886	Petroleum.					
2. Dynalectron Corp./White Sands Missile Range	26,716	Operation of a government facility; R&D.					
3. New Mexico State Univ./White Sands Msl Rng	19,959	R&D.					
4. BDM Corp./Albuquerque	18,982	R&D; management services.					
5. Sperry Corp./Albuquerque	12,732	Aircraft components; ADP.					
Total of Above	\$ 188,275	(41.1% of total awards over \$10,000)					

MAP NO. 35

NEW YORK



NEW YORK

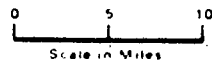
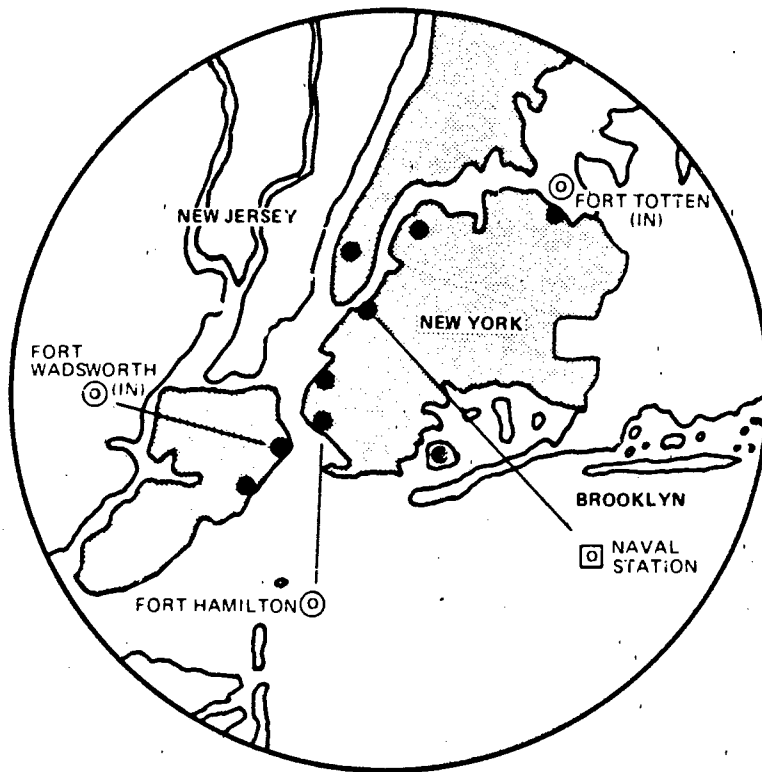
FISCAL YEAR 1982

(DOLLARS IN THOUSANDS)

Personnel/Expenditures	Total	Army	Navy & Marine Corps	Air Force	Other Defense Activities		
I. Personnel - Total	40,306	18,937	4,822	14,461	2,086		
Active Duty Military	22,031	8,863	3,835	9,333	-		
Civilian	18,275	10,074	987	5,128	2,086		
II. Expenditures - Total	\$ 8,869,859	\$ 1,190,055	\$ 4,750,661	\$ 1,800,410	\$ 1,128,733		
A. Payroll Outlays - Total	1,093,762	491,241	179,622	374,709	48,190		
Active Duty Military Pay	324,072	107,859	66,906	149,307	-		
Civilian Pay	401,716	214,302	26,430	112,794	48,190		
Reserve & National Guard Pay	110,728	60,603	23,316	26,809	-		
Retired Military Pay	257,246	108,477	62,970	85,799	-		
B. Prime Contracts Over \$10,000 - Total	7,776,097	698,814	4,571,039	1,425,701	1,080,543		
Supply Contracts	5,213,348	458,992	3,193,698	1,016,703	544,455		
R&D Contracts	598,708	52,831	289,367	247,567	8,943		
Service Contracts	1,904,565	130,140	1,086,311	160,969	527,145		
Construction Contracts	23,605	21,480	1,663	462	-		
Civil Function Contracts	35,371	35,371	-	-	-		
Major Locations of Expenditures	Expenditures			Major Locations of Personnel	Military and Civilian Personnel		
	Total	Payroll Outlays	Prime Contracts		Total	Active Duty Military	Civilian
Bethpage	\$1,858,102	\$ 7,555	\$1,850,547	West Point	8,983	6,368	2,615
New York	1,687,437	141,999	1,545,438	Griffiss AFB	7,004	4,148	2,856
Schenectady	686,661	7,864	678,797	Plattsburgh AFB	4,366	3,913	453
Great Neck	550,111	5,521	544,590	New York	3,245	931	2,314
Owego	509,811	2,589	507,222	Watervliet	2,566	18	2,548
Deer Park	322,231	1,640	320,591	Ballston Spa	1,959	1,959	-
Syracuse	209,482	20,108	189,374	Camp Drum	1,418	585	833
Binghamton	199,308	5,055	194,253	Hancock	813	813	-
Farmingdale	170,556	1,854	168,702	Buffalo	806	300	506
Griffiss AFB	150,549	133,754	16,795	Fort Hamilton	804	406	398
Prime Contracts Over \$10,000	Total	Army	Navy & Marine Corps	Air Force	Other Defense Activities		
Fiscal Year 1982	\$ 7,776,097	\$ 698,814	\$ 4,571,039	\$ 1,425,701	\$ 1,080,543		
Fiscal Year 1981	6,520,511	553,442	3,435,836	1,493,520	1,037,713		
Fiscal Year 1980	5,678,789	414,461	2,970,923	1,463,732	829,673		
Top Five Contractors (Awards Over \$10,000)/ Major Locations of Performance	Total Amount	Major Areas of Work					
1. Grumman Aerospace Corp./Bethpage	\$ 1,850,926	Aircraft components; R&D.					
2. General Electric Co./Schenectady	870,570	Aircraft comp.; nuclear reactors; radar; sonar; R&D.					
3. Sperry Corp./Great Neck	537,751	Aircraft missile & ship comp.; R&D; eng. services.					
4. International Business Machine Co./Owego	520,527	Aircraft components; R&D.					
5. American Telephone & Telegraph Co./New York	329,040	Communication services.					
Total of Above	\$ 4,108,814	(52.8% of total awards over \$10,000)					

MAP NO. 36

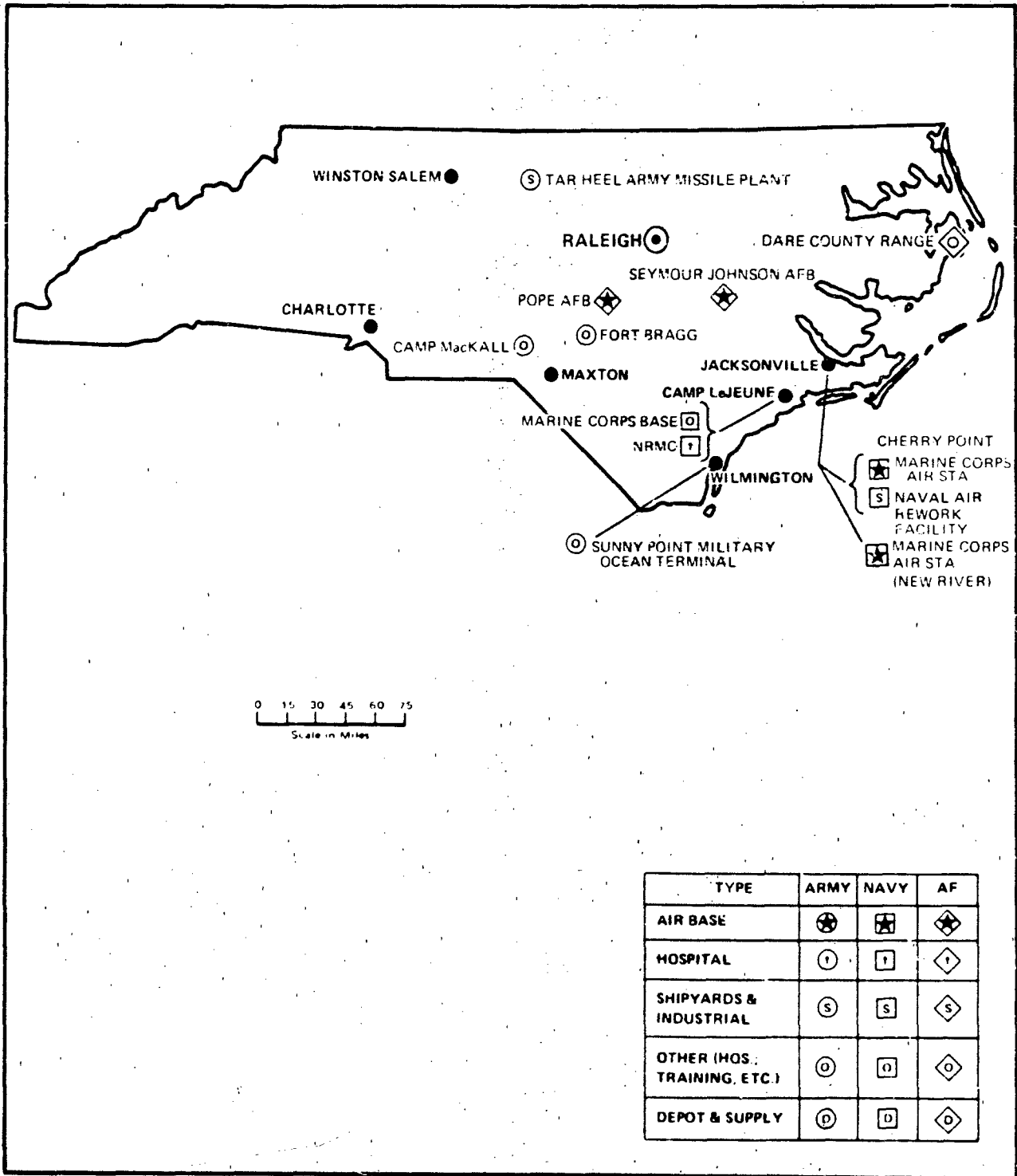
NEW YORK CITY



TYPE	ARMY	NAVY	AF
AIR BASE	⊕	⊕	⊕
HOSPITAL	⊙	⊙	⊙
SHIPYARDS & INDUSTRIAL	⊙	⊙	⊙
OTHER (HQS., TRAINING, ETC.)	⊙	⊙	⊙
DEPOT & SUPPLY	⊙	⊙	⊙

MAP NO. 37

NORTH CAROLINA



TYPE	ARMY	NAVY	AF
AIR BASE	⊕	✱	✦
HOSPITAL	⊙	⊙	⊙
SHIPYARDS & INDUSTRIAL	Ⓢ	Ⓢ	Ⓢ
OTHER (HQS. TRAINING, ETC.)	⊙	⊙	⊙
DEPOT & SUPPLY	Ⓛ	Ⓛ	Ⓛ

NORTH CAROLINA

FISCAL YEAR 1982

(DOLLARS IN THOUSANDS)

Personnel/Expenditures	Total	Army	Navy & Marine Corps	Air Force	Other Defense Activities		
I. Personnel - Total	106,092	45,758	49,513	10,592	229		
Active Duty Military	91,368	39,740	42,186	9,442	-		
Civilian	14,724	6,018	7,327	1,150	229		
II. Expenditures - Total	\$ 3,107,621	\$ 1,241,632	\$ 1,268,571	\$ 394,525	\$ 202,893		
A. Payroll Outlays - Total	2,253,464	963,514	989,520	295,129	5,201		
Active Duty Military Pay	1,452,857	604,124	699,453	149,280	-		
Civilian Pay	312,899	108,116	177,789	21,793	5,201		
Reserve & National Guard Pay	80,468	64,812	7,161	8,495	-		
Retired Military Pay	407,240	186,462	105,217	115,561	-		
B. Prime Contracts Over \$10,000 - Total	854,157	278,118	278,951	99,396	197,692		
Supply Contracts	528,024	126,795	138,319	75,733	187,177		
R&D Contracts	23,596	4,172	11,295	1,289	6,940		
Service Contracts	223,780	103,699	95,421	21,101	17,599		
Construction Contracts	52,995	17,790	33,916	1,273	16		
Civil Function Contracts	25,662	25,662	-	-	-		

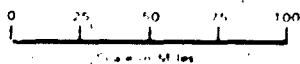
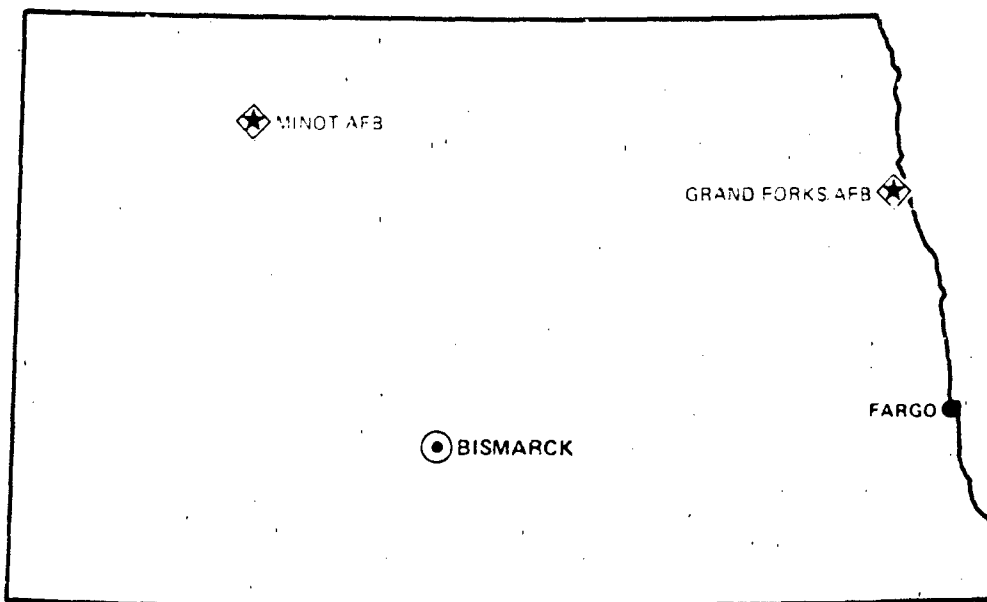
Major Locations of Expenditures	Expenditures			Major Locations of Personnel	Military and Civilian Personnel		
	Total	Payroll Outlays	Prime Contracts		Total	Active Duty Military	Civilian
Fort Bragg	\$ 773,086	\$ 702,273	\$ 70,813	Fort Bragg	43,894	39,367	4,527
Camp Lejeune	614,513	585,040	29,473	Camp Lejeune	34,908	32,148	2,760
Cherry Point	290,432	271,325	19,107	Cherry Point	13,373	8,901	4,472
Greensboro	138,249	12,945	125,304	Seymour Johnson AFB	5,987	5,488	499
Seymour Johnson AFB	114,493	103,643	10,850	Pope AFB	3,975	3,655	320
Fayetteville	111,933	81,933	30,000	Jacksonville	809	686	123
Winston-Salem	84,905	10,231	74,674	Raleigh	707	433	274
Pope AFB	82,584	66,898	15,686	Charlotte	419	124	295
Raleigh	74,322	35,074	39,248	Wilmington	336	17	319
Burlington	68,183	3,355	64,828	Sunny Point	290	16	274

Prime Contracts Over \$10,000	Total	Army	Navy & Marine Corps	Air Force	Other Defense Activities		
Fiscal Year 1982	\$ 854,157	\$ 278,118	\$ 278,951	\$ 99,396	\$ 197,692		
Fiscal Year 1981	860,018	268,323	309,627	92,882	189,186		
Fiscal Year 1980	676,759	234,892	251,382	49,283	141,202		

Top Five Contractors (Awards Over \$10,000)/ Major Locations of Performance	Total Amount	Major Areas of Work					
1. Western Electric Co., Inc./Greensboro	\$ 187,146	Missile components; sonar electronics.					
2. R. J. Reynolds Tobacco Co./Winston-Salem	43,735	Tobacco products.					
3. Burlington Industries, Inc./Kauford	37,490	Textiles.					
4. Northern Telecom, Ltd./Raleigh	20,568	Radio & TV equipment.					
5. Angus Fire Armour Corp./Angier	16,817	Flexible hose and tubing.					
Total of Above	\$ 305,756	(35.8% of total awards over \$10,000)					

MAP NO. 38

NORTH DAKOTA



TYPE	ARMY	NAVY	AF
AIR BASE	⊕	⊕	⊕
HOSPITAL	⊙	⊙	⊙
SHIPYARDS & INDUSTRIAL	⊙	⊙	⊙
OTHER (HQS., TRAINING, ETC.)	⊙	⊙	⊙
DEPOT & SUPPLY	⊙	⊙	⊙

NORTH DAKOTA

FISCAL YEAR 1982

(DOLLARS IN THOUSANDS)

Personnel/Expenditures	Total	Army	Navy & Marine Corps	Air Force	Other Defense Activities		
I. Personnel - Total	12,684	404	17	12,237	26		
Active Duty Military	11,048	70	17	10,961	-		
Civilian	1,636	334	-	1,276	26		
II. Expenditures - Total	\$ 311,268	\$ 42,222	\$ 3,272	\$ 251,147	\$ 14,627		
A. Payroll Outlays - Total	241,804	19,973	3,021	218,228	582		
Active Duty Military Pay	171,002	1,937	307	168,758	-		
Civilian Pay	43,821	6,833	-	36,406	582		
Reserve & National Guard Pay	10,258	6,295	408	3,555	-		
Retired Military Pay	16,723	4,908	2,306	9,509	-		
B. Prime Contracts Over \$10,000 - Total	69,464	22,249	251	32,919	14,045		
Supply Contracts	24,856	11,476	251	391	12,738		
R&D Contracts	969	27	-	942	-		
Service Contracts	31,832	317	-	30,208	1,307		
Construction Contracts	9,915	8,537	-	1,378	-		
Civil Function Contracts	1,892	1,892	-	-	-		

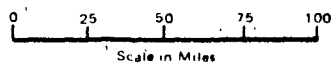
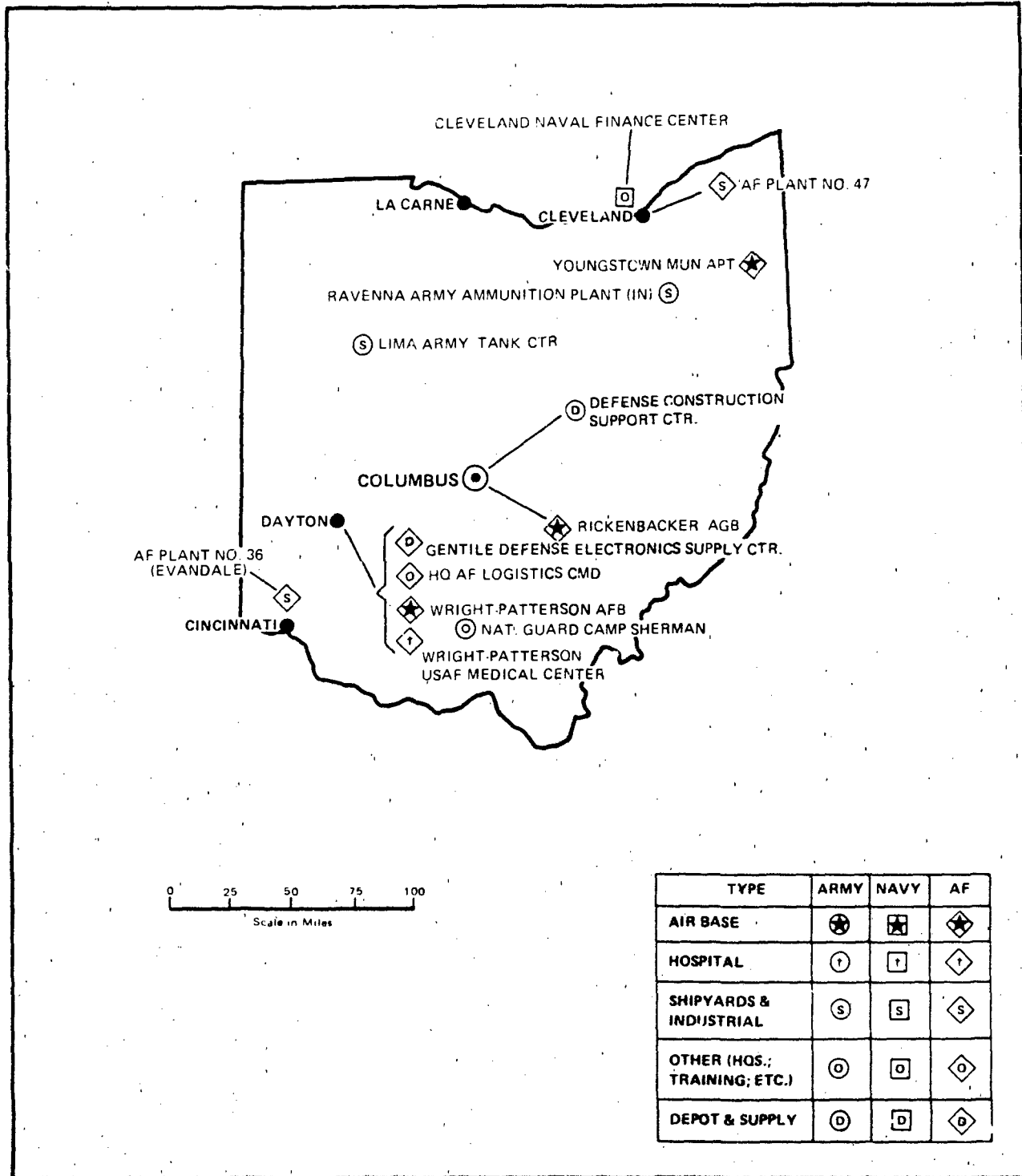
Major Locations of Expenditures	Expenditures			Major Locations of Personnel	Military and Civilian Personnel		
	Total	Payroll Outlays	Prime Contracts		Total	Active Duty Military	Civilian
Minot AFB	\$ 121,760	\$ 107,329	\$ 14,431	Minot AFB	6,234	5,749	485
Grand Forks AFB	97,683	88,105	9,578	Grand Forks AFB	5,549	5,071	478
Fargo	14,214	12,871	1,343	Fargo	338	59	279
Grand Forks	13,787	4,016	9,771	Bismark	196	86	110
Minot	13,418	5,797	7,621	Riverdale	83	-	83
Fort Totten	10,223	59	10,164	Minot	73	9	64
Bismark	7,592	7,376	216	Devils Lake	44	2	42
Concrete	5,815	609	5,206	Grand Forks	38	12	26
Jamestown	3,192	762	2,430	Concrete	32	28	4
New Rockford	2,962	28	2,934	Valley City	22	1	21

Prime Contracts Over \$10,000	Total	Army	Navy & Marine Corps	Air Force	Other Defense Activities		
Fiscal Year 1982	\$ 69,464	\$ 22,249	\$ 251	\$ 32,919	\$ 14,045		
Fiscal Year 1981	106,938	53,520	870	33,147	19,401		
Fiscal Year 1980	73,150	34,335	87	29,102	9,626		

Top Five Contractors (Awards Over \$10,000)/ Major Locations of Performance	Total Amount	Major Areas of Work					
1. Devils Lake Sioux Mfg. Corp./Fort Totten	\$ 10,321	Camouflage & deception equipment.					
2. Trio Oil Co./Grand Forks	5,538	Petroleum.					
3. Raytheon Service Co./Concrete	4,449	Operation of government facility, radar, navigation.					
4. Montana Dakota Utilities Co./Minot AFB	3,842	Gas utilities.					
5. Nerland Oil Co./New Rockford	2,934	Petroleum.					
Total of Above	\$ 27,084	(39.0% of total awards over \$10,000)					

MAP NO. 39

OHIO



TYPE	ARMY	NAVY	AF
AIR BASE	✪	✪	✪
HOSPITAL	†	†	†
SHIPYARDS & INDUSTRIAL	Ⓢ	Ⓢ	Ⓢ
OTHER (HQS.; TRAINING; ETC.)	⓪	⓪	⓪
DEPOT & SUPPLY	Ⓧ	Ⓧ	Ⓧ

OHIO

FISCAL YEAR 1982

(DOLLARS IN THOUSANDS)

Personnel/Expenditures	Total	Army	Navy & Marine Corps	Air Force	Other Defense Activities
I. Personnel - Total	41,500	2,762	2,478	28,512	7,748
Active Duty Military	10,935	817	871	9,247	-
Civilian	30,565	1,945	1,607	19,265	7,748
II. Expenditures - Total	\$ 4,533,755	\$ 1,456,053	\$ 703,547	\$ 2,013,069	\$ 361,086
A. Payroll Outlays - Total	1,195,028	181,337	108,357	738,240	167,094
Active Duty Military Pay	249,911	21,986	15,011	212,914	-
Civilian Pay	602,733	43,208	34,074	358,357	167,094
Reserve & National Guard Pay	76,999	33,585	11,622	31,792	-
Retired Military Pay	265,385	82,558	47,650	135,177	-
B. Prime Contracts Over \$10,000 - Total	3,338,727	1,274,716	595,190	1,274,829	193,992
Supply Contracts	2,591,482	1,021,788	512,686	879,925	177,083
R&D Contracts	275,737	43,452	24,908	203,504	3,873
Service Contracts	429,054	168,549	56,799	191,206	12,500
Construction Contracts	3,621	2,094	797	194	536
Civil Function Contracts	38,933	38,833	-	-	-

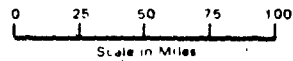
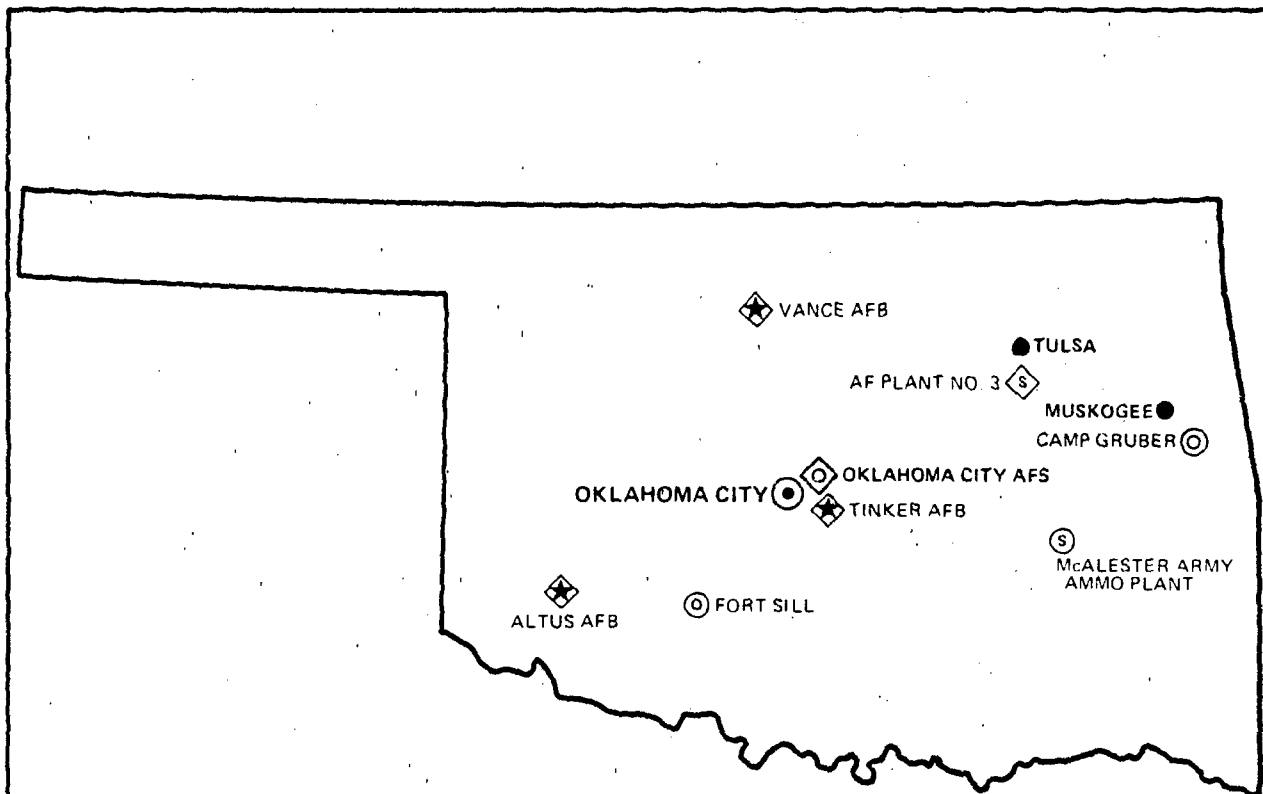
Major Locations of Expenditures	Expenditures			Major Locations of Personnel	Military and Civilian Personnel		
	Total	Payroll Outlays	Prime Contracts		Total	Active Duty Military	Civilian
Cincinnati	\$ 775,324	\$ 21,254	\$ 754,070	Wright-Patterson AFB	23,185	8,511	14,674
Wright-Patterson AFB	719,942	449,068	270,874	Whitehall	3,686	-	3,686
Lima	663,085	5,002	658,083	Cleveland	2,888	496	2,392
Cleveland	412,255	69,605	342,650	Heath	2,499	5	2,494
Akron	294,192	9,691	284,501	Kettering	2,380	6	2,374
Columbus	201,311	52,952	148,359	Columbus	1,448	534	914
Evendale	147,096	1,615	145,481	Rickenbacker ANGB	1,051	106	945
Dayton	124,844	37,221	87,623	Cincinnati	511	233	278
Toledo	98,522	11,314	87,208	Dayton	421	334	87
Whitehall	90,747	90,747	-	Vienna	362	-	362

Prime Contracts Over \$10,000	Total	Army	Navy & Marine Corps	Air Force	Other Defense Activities
Fiscal Year 1982	\$ 3,338,727	\$ 1,274,716	\$ 595,190	\$ 1,274,829	\$ 193,992
Fiscal Year 1981	2,471,545	1,083,609	404,771	833,114	150,051
Fiscal Year 1980	1,633,335	383,604	454,998	670,616	124,117

Top Five Contractors (Awards Over \$10,000)/ Major Locations of Performance	Total Amount	Major Areas of Work
1. General Electric Co./Cincinnati	\$ 780,285	Aircraft components/engines; R&D; generator components.
2. General Dynamics Corp./Lima	635,629	Armored vehicle components.
3. Goodyear Aerospace Corp./Akron	234,214	Aircraft components; munitions.
4. Gould, Inc./Cleveland	159,292	Torpedo components.
5. Blount Brothers Corp./Wright-Patterson AFB	97,700	Maintenance & repair of hospitals.
Total of Above	\$ 1,907,120	(57.1% of total awards over \$10,000)

MAP NO. 40

OKLAHOMA



TYPE	ARMY	NAVY	AF
AIR BASE	⊕	⊕	⊕
HOSPITAL	⊙	⊙	⊙
SHIPYARDS & INDUSTRIAL	Ⓢ	Ⓢ	Ⓢ
OTHER (HQS.; TRAINING; ETC.)	Ⓧ	Ⓧ	Ⓧ
DEPOT & SUPPLY	Ⓧ	Ⓧ	Ⓧ

OKLAHOMA

FISCAL YEAR 1982

(DOLLARS IN THOUSANDS)

Personnel/Expenditures	Total	Army	Navy & Marine Corps	Air Force	Other Defense Activities
I. Personnel - Total	54,998	25,118	277	29,381	222
Active Duty Military	30,777	19,571	190	11,016	-
Civilian	24,221	5,547	87	18,365	222
II. Expenditures - Total	\$ 2,041,034	\$ 699,056	\$ 62,218	\$ 1,097,503	\$ 182,257
A. Payroll Outlays - Total	1,457,349	553,188	40,621	858,508	5,032
Active Duty Military Pay	466,775	273,786	3,524	189,465	-
Civilian Pay	677,995	116,685	2,265	554,013	5,032
Reserve & National Guard Pay	70,173	54,929	3,029	12,215	-
Retired Military Pay	242,406	107,788	31,803	102,815	-
B. Prime Contracts Over \$10,000 - Total	583,685	145,868	21,597	238,995	177,225
Supply Contracts	301,153	29,315	5,948	89,364	176,526
R&D Contracts	4,370	2,316	468	1,421	165
Service Contracts	218,019	62,657	15,181	139,647	534
Construction Contracts	39,171	30,608	-	8,563	-
Civil Function Contracts	20,972	20,972	-	-	-


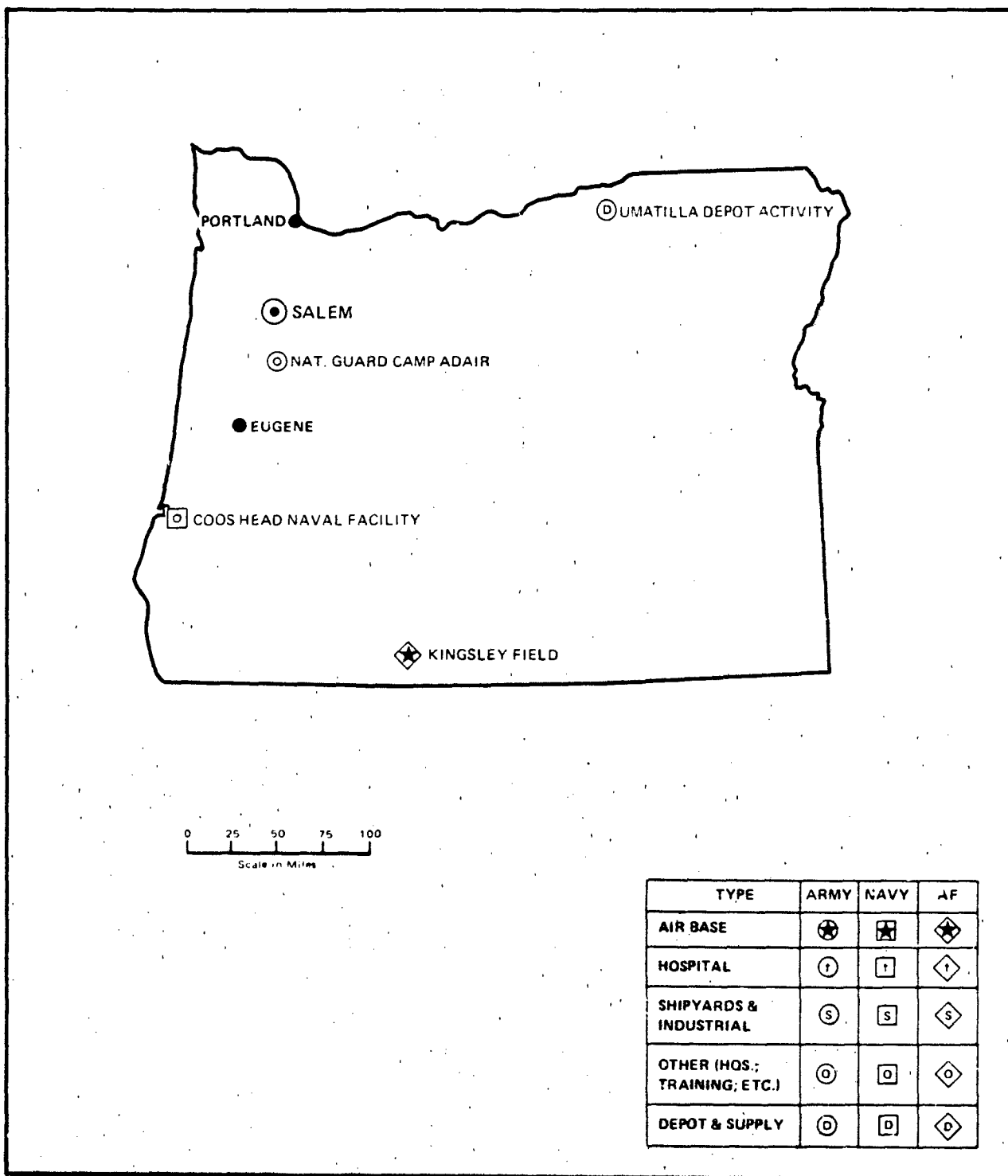
Major Locations of Expenditures	Expenditures			Major Locations of Personnel	Military and Civilian Personnel		
	Total	Payroll Outlays	Prime Contracts		Total	Active Duty Military	Civilian
Tinker AFB	\$ 721,790	\$ 622,465	\$ 99,325	Tinker AFB	22,748	5,896	16,852
Fort Sill	430,807	381,364	49,443	Fort Sill	22,521	19,342	3,179
Tulsa	123,698	42,359	81,339	Altus AFB	4,273	3,634	639
Oklahoma City	103,510	72,091	31,419	Vance AFB	1,286	1,163	123
Altus AFB	83,379	74,131	9,248	Oklahoma City	1,248	410	838
Thomas	77,590	34	77,556	Tulsa	1,026	72	954
Vance AFB	66,574	31,286	35,288	McAlester	828	27	801
Ponca City	43,813	2,151	41,662	Norman	168	68	100
Lawton	32,442	29,285	3,157	Marble City	76	-	76
McAlester	32,206	25,870	6,336	Lexington	55	-	55

Prime Contracts Over \$10,000	Total	Army	Navy & Marine Corps	Air Force	Other Defense Activities
Fiscal Year 1982	\$ 583,685	\$ 145,868	\$ 21,597	\$ 238,995	\$ 177,225
Fiscal Year 1981	656,978	107,978	40,207	266,699	242,094
Fiscal Year 1980	466,880	117,227	33,126	161,761	154,766

Top Five Contractors (Awards Over \$10,000)/ Major Locations of Performance	Total Amount	Major Areas of Work
1. Okmulgee Refining Co./Thomas	\$ 77,556	Petroleum.
2. Conoco, Inc./Ponca City	41,899	Petroleum.
3. Northrop Worldwide Air. Svcs., Inc./Vance AFB	36,769	Maintenance & repair of aircraft.
4. Superior Welding Inc./Bartlesville	21,274	Specialized trucks & trailers.
5. Glenn Berry Mfg., Inc./Commerce	17,556	Clothing.
Total of Above	\$ 195,054	(33.4% of total awards over \$10,000)

MAP NO. 41

OREGON



TYPE	ARMY	NAVY	AF
AIR BASE	⊕	⊕	⊕
HOSPITAL	⊙	⊙	⊙
SHIPYARDS & INDUSTRIAL	⊙	⊙	⊙
OTHER (HQS.; TRAINING; ETC.)	⊙	⊙	⊙
DEPOT & SUPPLY	⊙	⊙	⊙

OREGON

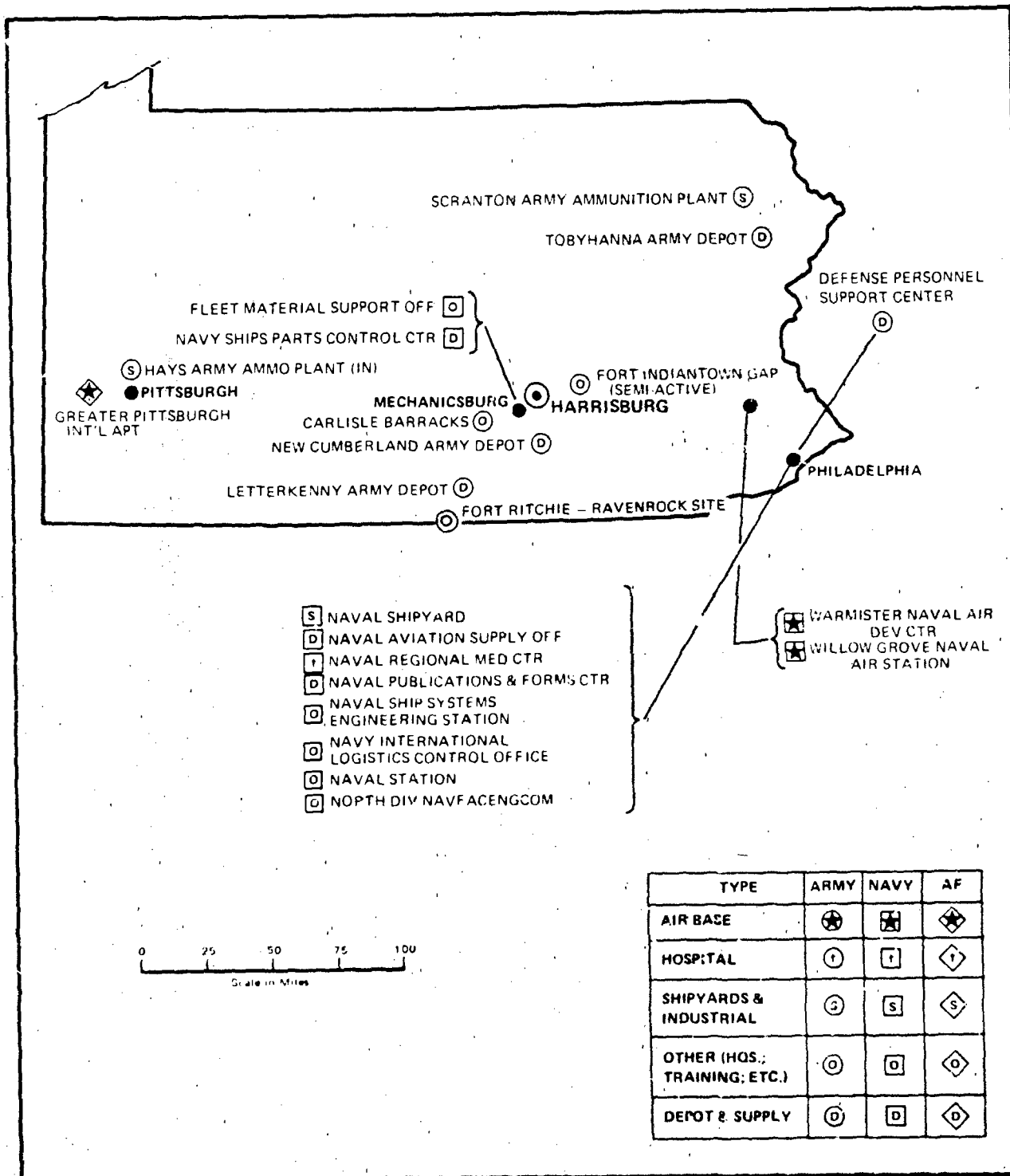
FISCAL YEAR 1982

(DOLLARS IN THOUSANDS)

Personnel/Expenditures	Total	Army	Navy & Marine Corps	Air Force	Other Defense Activities		
I. Personnel - Total	3,813	2,591	558	619	45		
Active Duty Military	823	216	501	106	-		
Civilian	2,990	2,375	57	513	45		
II. Expenditures - Total	\$ 505,309	\$ 195,616	\$ 146,503	\$ 113,202	\$ 49,988		
A. Payroll Outlays - total	280,306	120,343	69,317	89,092	1,054		
Active Duty Military Pay	20,690	5,722	12,609	2,159	-		
Civilian Pay	81,339	59,691	1,400	19,694	1,054		
Reserve & National Guard Pay	25,710	12,096	4,937	8,677	-		
Retired Military Pay	152,067	42,834	50,671	58,562	-		
B. Prime Contracts Over \$10,000 - Total	225,003	75,273	76,686	24,110	48,934		
Supply Contracts	108,994	13,594	34,414	13,977	47,009		
R&D Contracts	4,923	646	3,663	184	430		
Service Contracts	53,917	3,877	38,596	9,949	1,495		
Construction Contracts	38	25	13	-	-		
Civil Function Contracts	57,131	57,131	-	-	-		
Major Locations of Expenditures	Expenditures			Military and Civilian Personnel			
	Total	Payroll Outlays	Prime Contracts	Major Locations of Personnel	Total	Active Duty Military	Civilian
Portland	\$ 163,189	\$ 88,593	\$ 74,596	Portland	2,097	396	1,701
Beaverton	54,304	3,414	50,890	Hermiston	263	-	263
Heppner	17,598	350	17,248	Salem	221	45	176
Salem	14,261	11,863	2,398	Bonneville	139	-	139
Metzger	13,804	13,874	-	Coos Bay	123	119	4
Albany	13,143	2,661	10,482	Umatilla	107	1	106
Corvallis	11,564	6,727	4,837	The Dalles	99	3	96
McMinnville	11,386	1,284	10,102	Clackamas	92	1	91
Hermiston	9,127	6,966	2,161	Rufus	69	-	69
Coos Bay	8,832	2,370	6,462	Eugene	52	45	7
Prime Contracts Over \$10,000	Total	Army	Navy & Marine Corps	Air Force	Other Defense Activities		
Fiscal Year 1982	\$ 225,003	\$ 75,273	\$ 76,686	\$ 24,110	\$ 48,934		
Fiscal Year 1981	171,328	71,233	36,152	23,483	40,460		
Fiscal Year 1980	196,182	82,874	66,980	19,357	26,971		
Top Five Contractors (Awards Over \$10,000)/ Major Locations of Performance	Total Amount	Major Areas of Work					
1. Textronix, Inc./Beaverton	\$ 48,356	Electronic Equipment.					
2. Northwest Marine Iron Works/Portland	36,916	Maintenance & repair of ships.					
3. EUCCN Corp./Heppner	12,420	Construction/dams.					
4. Oregon Freeze Dry Foods, Inc./Albany	9,886	Subsistence.					
5. Evergreen International Airlines/McMinnville	9,477	Air passenger & freight service.					
Total of Above	\$ 117,055	(52.0% of total awards over \$10,000)					


MAP NO. 42

PENNSYLVANIA



- Ⓢ NAVAL SHIPYARD
- Ⓛ NAVAL AVIATION SUPPLY OFF
- Ⓡ NAVAL REGIONAL MED CTR
- Ⓛ NAVAL PUBLICATIONS & FORMS CTR
- Ⓛ NAVAL SHIP SYSTEMS ENGINEERING STATION
- Ⓛ NAVY INTERNATIONAL LOGISTICS CONTROL OFFICE
- Ⓛ NAVAL STATION
- Ⓛ NORTH DIV NAVFACENCOM

- ✳ WARMISTER NAVAL AIR DEV CTR
- ✳ WILLOW GROVE NAVAL AIR STATION



TYPE	ARMY	NAVY	AF
AIR BASE	✳	✳	✳
HOSPITAL	Ⓡ	Ⓡ	Ⓡ
SHIPYARDS & INDUSTRIAL	Ⓢ	Ⓢ	Ⓢ
OTHER (HQS.; TRAINING; ETC.)	Ⓛ	Ⓛ	Ⓛ
DEPOT & SUPPLY	Ⓛ	Ⓛ	Ⓛ

PENNSYLVANIA

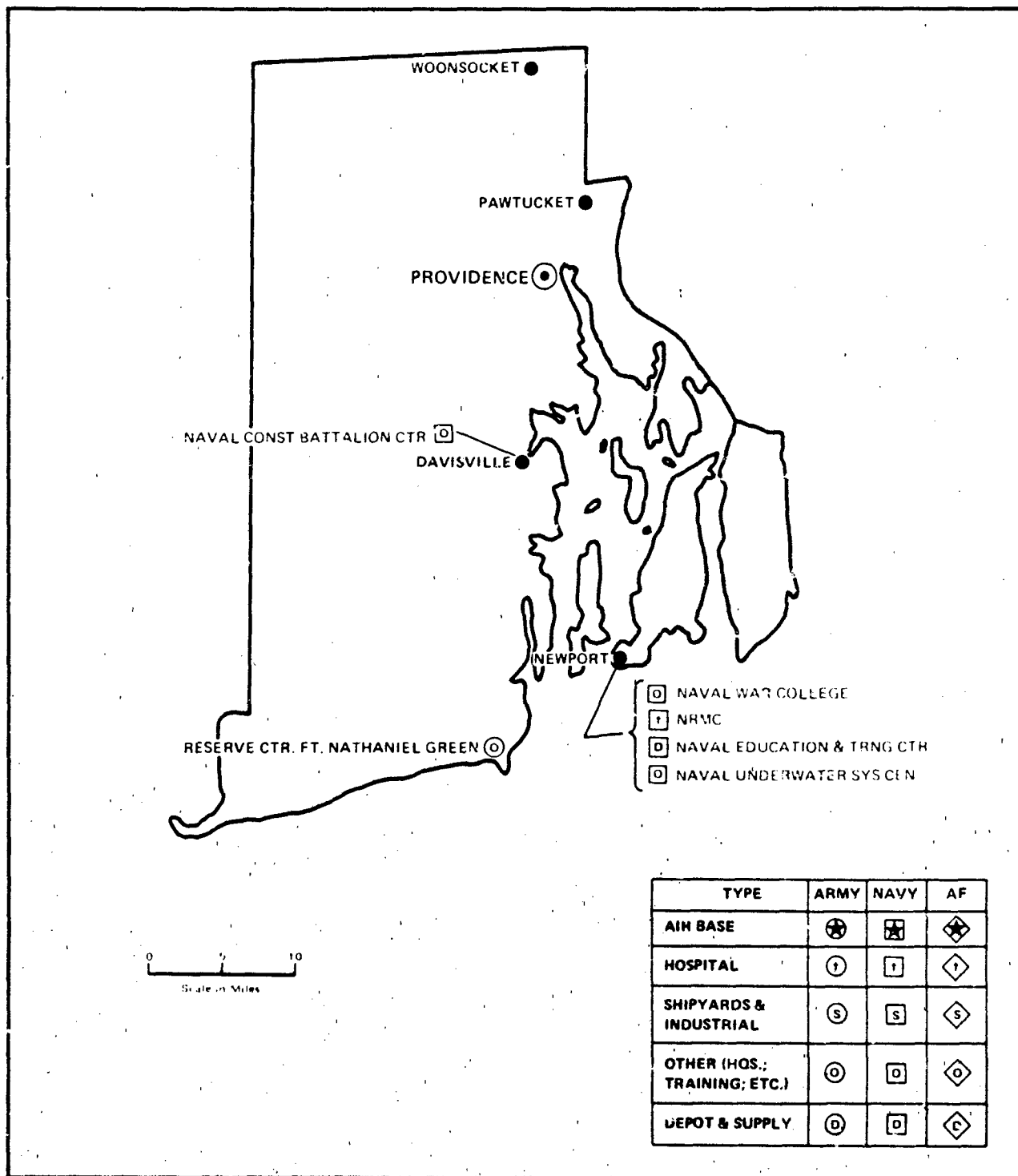
FISCAL YEAR 1982

(DOLLARS IN THOUSANDS)

Personnel/Expenditures	Total	Army	Navy & Marine Corps	Air Force	Other Defense Activities		
I. Personnel - Total	59,549	20,314	27,876	1,914	9,445		
Active Duty Military	7,843	2,114	5,331	398	-		
Civilian	51,706	18,200	22,545	1,516	9,445		
II. Expenditures - Total	\$ 5,010,946	\$ 1,717,834	\$ 1,904,606	\$ 613,801	\$ 774,705		
A. Payroll Outlays - Total	1,929,340	712,810	866,945	159,981	189,604		
Active Duty Military Pay	229,334	63,590	156,152	9,592	-		
Civilian Pay	1,184,126	378,875	585,436	30,211	189,604		
Reserve & National Guard Pay	183,412	125,154	29,960	28,298	-		
Retired Military Pay	332,468	145,191	95,397	91,880	-		
B. Prime Contracts Over \$10,000 - Total	3,081,606	1,005,024	1,037,661	453,820	585,101		
Supply Contracts	2,419,315	789,134	734,762	339,420	555,999		
R&D Contracts	264,853	38,291	119,564	90,685	16,323		
Service Contracts	354,614	135,255	183,004	23,596	12,759		
Construction Contracts	13,023	12,553	331	119	20		
Civil Function Contracts	29,801	29,801	-	-	-		
Major Locations of Expenditures	Expenditures			Military and Civilian Personnel			
	Total	Payroll Outlays	Prime Contracts	Major Locations of Personnel	Total	Active Duty Military	Civilian
Philadelphia	\$1,100,915	\$ 717,047	\$ 383,868	Philadelphia	26,884	3,489	23,395
Pittsburgh	634,336	32,600	601,736	Mechanicsburg	6,455	177	6,278
Marcus Hook	201,199	314	200,885	Letterkenney Army Depot	5,525	132	5,393
King of Prussia	178,071	3,145	174,922	Tobyhanna	4,142	61	4,081
Mechanicsburg	174,292	158,198	16,093	New Cumberland A.O.	3,966	-	3,966
Ridley Park	151,920	2,091	149,829	Warminster	2,337	216	2,121
York	143,804	2,893	140,911	Indiantown Gap	1,408	237	1,171
Warminster	119,680	77,233	42,447	Willow Grove	1,355	1,093	263
Letterkenney Army Depot	119,596	119,596	-	Carlisle Barracks	1,167	577	590
Indiantown Gap	112,757	106,418	6,339	Pittsburgh	1,113	415	698
Prime Contracts Over \$10,000	Total	Army	Navy & Marine Corps	Air Force	Other Defense Activities		
Fiscal Year 1982	\$ 3,081,606	\$ 1,005,024	\$ 1,037,661	\$ 453,820	\$ 585,101		
Fiscal Year 1981	2,405,647	815,921	659,835	381,503	548,388		
Fiscal Year 1980	2,215,927	795,702	735,120	261,727	423,378		
Top Five Contractors (Awards Over \$10,000)/ Major Locations of Performance	Total Amount	Major Areas of Work					
1. Westinghouse Electric Corp./Pittsburgh	\$ 564,797	Nuclear reactors; R&D.					
2. Boeing Vertol Co./Ridley Park	287,704	Helicopter comp.; maintenance & repair of helicopters.					
3. General Electric Co./King of Prussia	282,651	Missile components; communication equip.; R&D.					
4. Sun Co., Inc./Marcus Hook	118,316	Petroleum.					
5. Harsco Corp./York	100,241	Production of combat vehicles.					
Total of Above	\$ 1,353,709	(43.9% of total awards over \$10,000)					

MAP NO. 43

RHODE ISLAND



TYPE	ARMY	NAVY	AF
AIR BASE	⊕	⊕	⊕
HOSPITAL	⊙	⊙	⊙
SHIPYARDS & INDUSTRIAL	⊙	⊙	⊙
OTHER (HQS.; TRAINING; ETC.)	⊙	⊙	⊙
DEPOT & SUPPLY	⊙	⊙	⊙

RHODE ISLAND

FISCAL YEAR 1982

(DOLLARS IN THOUSANDS)

Personnel/Expenditures	Total	Army	Navy & Marine Corps	Air Force	Other Defense Activities
I. Personnel - Total	7,794	376	6,831	300	287
Active Duty Military	3,817	131	3,635	51	-
Civilian	3,977	245	3,196	249	287
II. Expenditures - Total	\$ 574,818	\$ 79,150	\$ 415,937	\$ 22,892	\$ 56,839
A. Payroll Outlays - Total	289,732	29,100	234,625	18,634	7,373
Active Duty Military Pay	117,763	4,812	111,078	1,873	-
Civilian Pay	105,328	5,199	87,542	5,214	7,373
Reserve & National Guard Pay	14,830	7,146	3,428	4,256	-
Retired Military Pay	51,811	11,943	32,577	7,291	-
B. Prime Contracts Over \$10,000 - Total	285,086	50,050	181,312	4,258	49,466
Supply Contracts	161,359	47,320	63,230	3,935	46,874
R J Contracts	42,887	713	42,028	146	-
Service Contracts	80,299	1,489	76,041	177	2,592
Construction Contracts	239	226	13	-	-
Civil Function Contracts	302	302	-	-	-

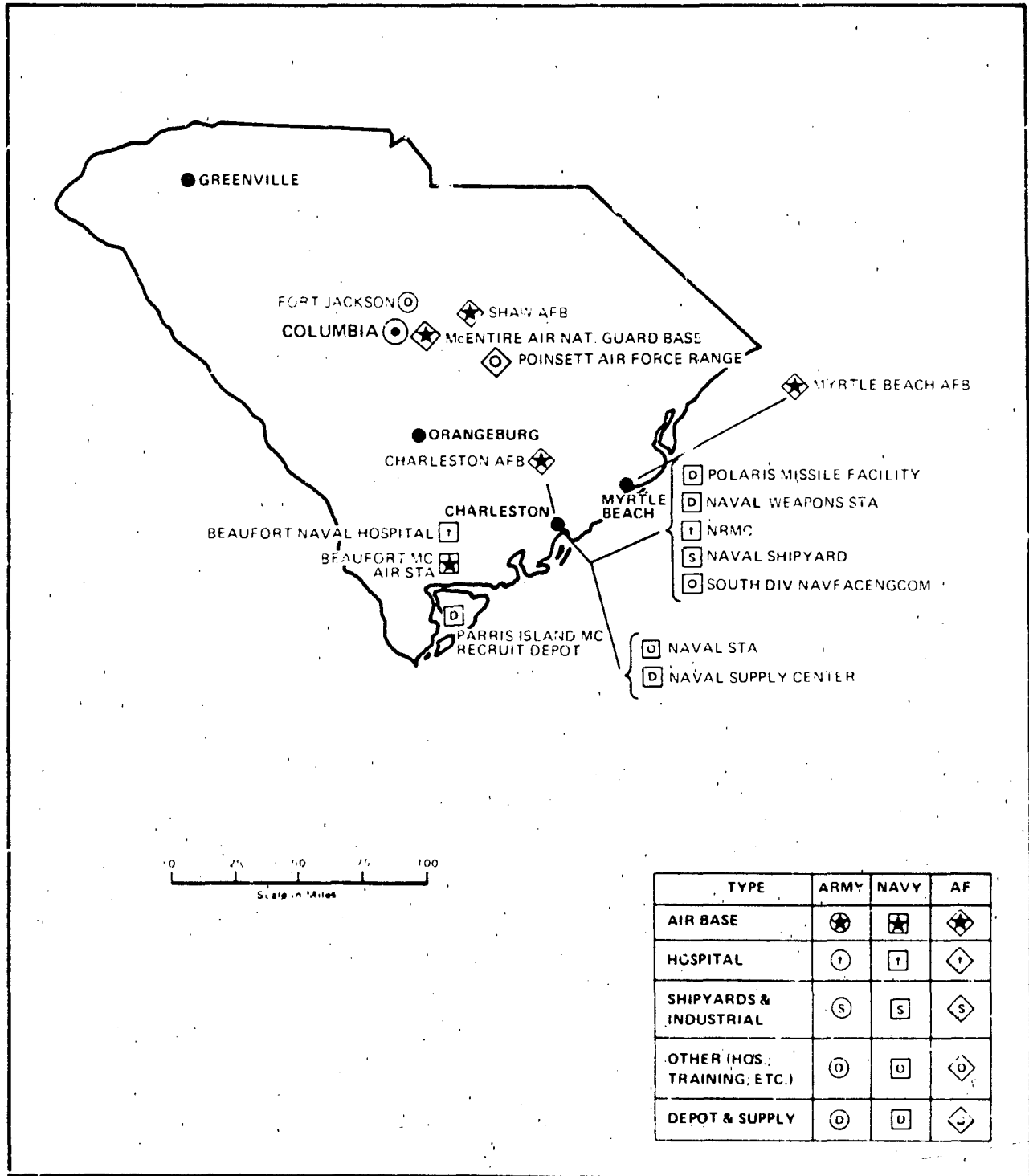
Major Locations of Expenditures	Expenditures			Major Locations of Personnel	Military and Civilian Personnel		
	Total	Payroll Outlays	Prime Contracts		Total	Active Duty Military	Civilian
Newport	\$ 244,723	\$ 196,446	\$ 48,277	Newport	6,620	3,623	2,997
Portsmouth	94,050	4,055	89,995	Providence	489	141	348
Providence	59,532	35,604	23,928	Davisville	225	15	210
Esmond	47,305	755	46,250	Quonset Point	216	1	215
Middletown	17,226	1,497	17,819	Coventry	34	5	29
Bradford	11,894	125	11,769	Slatersville	32	-	32
Bristol	7,770	1,306	6,464	Esmond	27	-	27
Warwick	7,462	5,693	1,774	Warwick	21	6	15
Pawtucket	7,314	2,040	5,274	Portsmouth	17	-	17
North Kingston	6,255	2,903	3,892	Cranston	16	5	11

Prime Contracts Over \$10,000	Total	Army	Navy & Marine Corps	Air Force	Other Defense Activities
Fiscal Year 1982	\$ 265,086	\$ 50,050	\$ 181,312	\$ 4,258	\$ 49,466
Fiscal Year 1981	235,959	31,197	160,708	4,029	40,025
Fiscal Year 1980	261,792	20,003	192,022	3,394	46,373

Top Five Contractors (Awards Over \$10,000)/ Major Locations of Performance	Total Amount	Major Areas of Work
1. Raytheon Co./Portsmouth	\$ 90,178	Underwater sound equipment; R&D.
2. Mine Safety Appliances Co./Esmond	45,978	Safety & rescue equipment.
3. Sealol Corp./Providence	15,979	Propulsion components.
4. Tan Tex Industries Corp./Bradford	9,840	Textiles.
5. McLaughlin Research Corp./Middletown	7,221	Architect & engineering services.
Total of Above	\$ 169,196	(59.3% of total awards over \$10,000)

MAP NO. 44

SOUTH CAROLINA



SOUTH CAROLINA

FISCAL YEAR 1982

(DOLLARS IN THOUSANDS)

Personnel/Expenditures	Total	Army	Navy & Marine Corps	Air Force	Other Defense Activities
I. Personnel - Total	66,862	17,944	33,569	15,745	104
Active Duty Military	48,023	14,788	29,508	12,727	-
Civilian	18,839	3,156	13,061	2,518	104
II. Expenditures - Total	\$ 2,270,752	\$ 544,701	\$ 1,182,627	\$ 426,644	\$ 116,230
A. Payroll Outlays - Total	1,848,695	396,023	1,058,724	391,691	2,257
Active Duty Military Pay	978,443	156,534	607,715	204,194	-
Civilian Pay	445,397	60,929	336,547	45,664	2,257
Reserve & National Guard Pay	31,864	39,020	27,671	15,173	-
Retired Military Pay	347,991	179,540	86,791	176,669	-
B. Prime Contracts Over \$10,000 - Total	421,557	148,678	123,903	34,953	114,023
Supply Contracts	186,027	57,047	12,122	4,018	112,840
R&D Contracts	1,973	619	360	725	269
Service Contracts	155,013	48,019	76,982	29,098	914
Construction Contracts	36,319	468	24,439	1,112	-
Civil Function Contracts	42,525	42,525	-	-	-

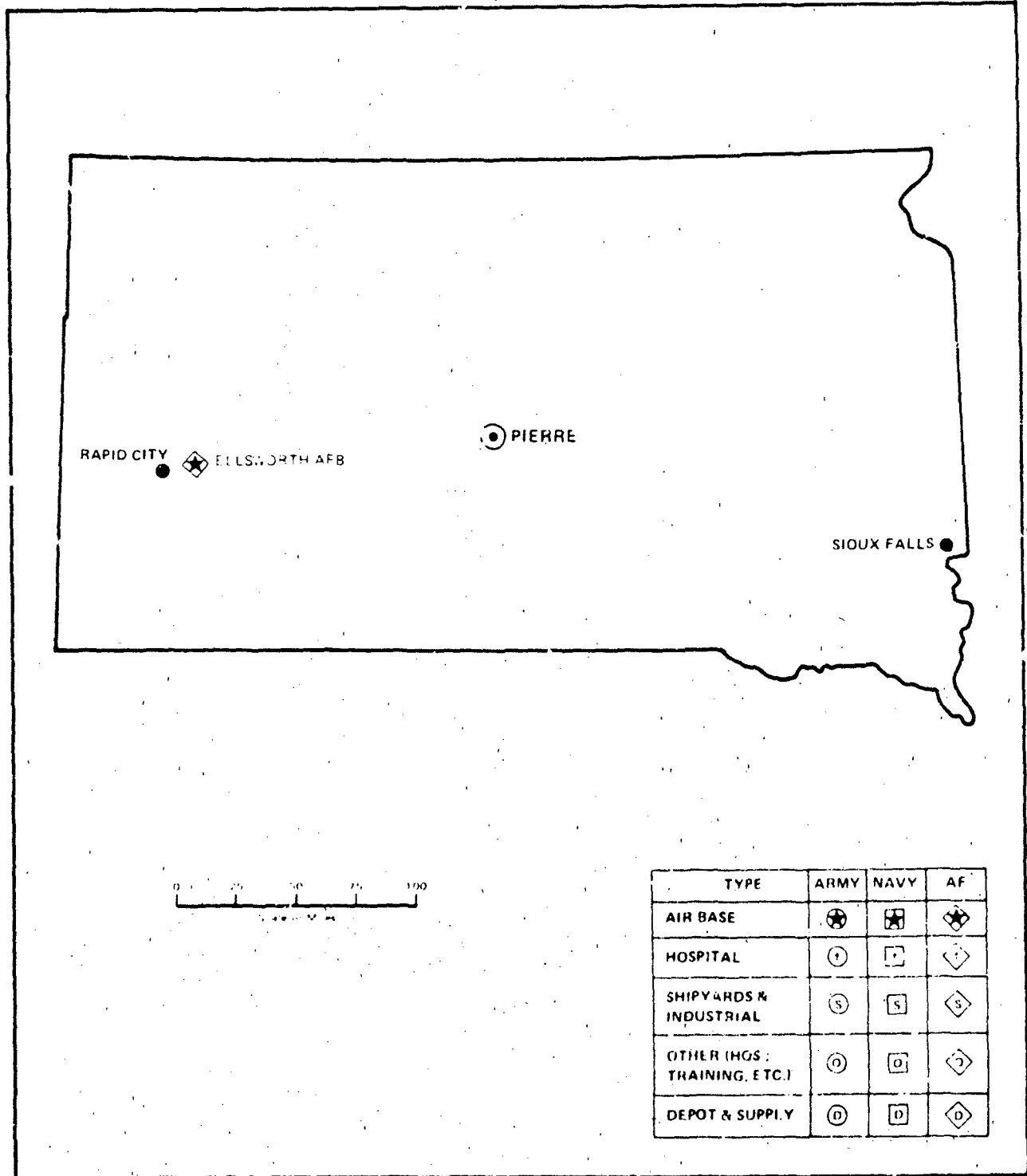
Major Locations of Expenditures	Expenditures			Major Locations of Personnel	Military and Civilian Personnel		
	Total	Payroll Outlays	Prime Contracts		Total	Active Duty Military	Civilian
Charleston	\$ 835,280	\$ 741,823	\$ 113,457	Charleston	17,327	5,208	12,114
Fort Jackson	265,631	25,550	40,081	Fort Jackson	16,670	14,478	2,192
Parris Island	193,628	189,226	9,162	Parris Island	11,728	11,197	531
Shaw AFB	112,784	99,103	13,681	Shaw AFB	5,944	5,379	565
Columbia	102,742	79,084	23,708	Charleston AFB	5,354	4,082	1,272
Charleston AFB	97,440	93,125	4,315	Beaufort	4,614	3,986	628
Beaufort	95,057	89,361	5,726	Myrtle Beach AFB	3,645	3,217	428
Myrtle Beach AFB	73,447	66,910	11,502	Columbia	529	240	289
Mullins	36,587	899	35,688	Eastover	328	3	325
Greenville	25,549	15,200	10,319	Greenville	112	57	60

Prime Contracts Over \$10,000	Total	Army	Navy & Marine Corps	Air Force	Other Defense Activities
Fiscal Year 1982	\$ 421,557	\$ 148,678	\$ 123,903	\$ 34,953	\$ 114,023
Fiscal Year 1981	387,974	118,119	163,075	29,231	171,549
Fiscal Year 1980	331,444	94,700	116,448	27,188	93,138

Top Five Contractors (Awards Over \$10,000) Major Locations of Performance	Total Amount	Major Areas of Work
1. Southern Packaging & Storage Co./Mullins	\$ 36,934	Subsistence packages.
2. American Development Corp./Charleston	22,061	Maintenance equipment; drafting instruments.
3. FN Mfg., Inc./Columbia	17,556	Munitions.
4. Metal Trades, Inc./Yonkers Island	17,105	Maintenance & repair of ships.
5. Dawson Construction Co., Inc./Fort Jackson	17,236	Maintenance & repair of hospitals.
Total of Above	\$ 106,892	(25.4% of total awards over \$10,000)

MAP NO. 45

SOUTH DAKOTA



THIS REPORT IS UNCLASSIFIED AND
ITS DISTRIBUTION IS UNLIMITED

SOUTH DAKOTA

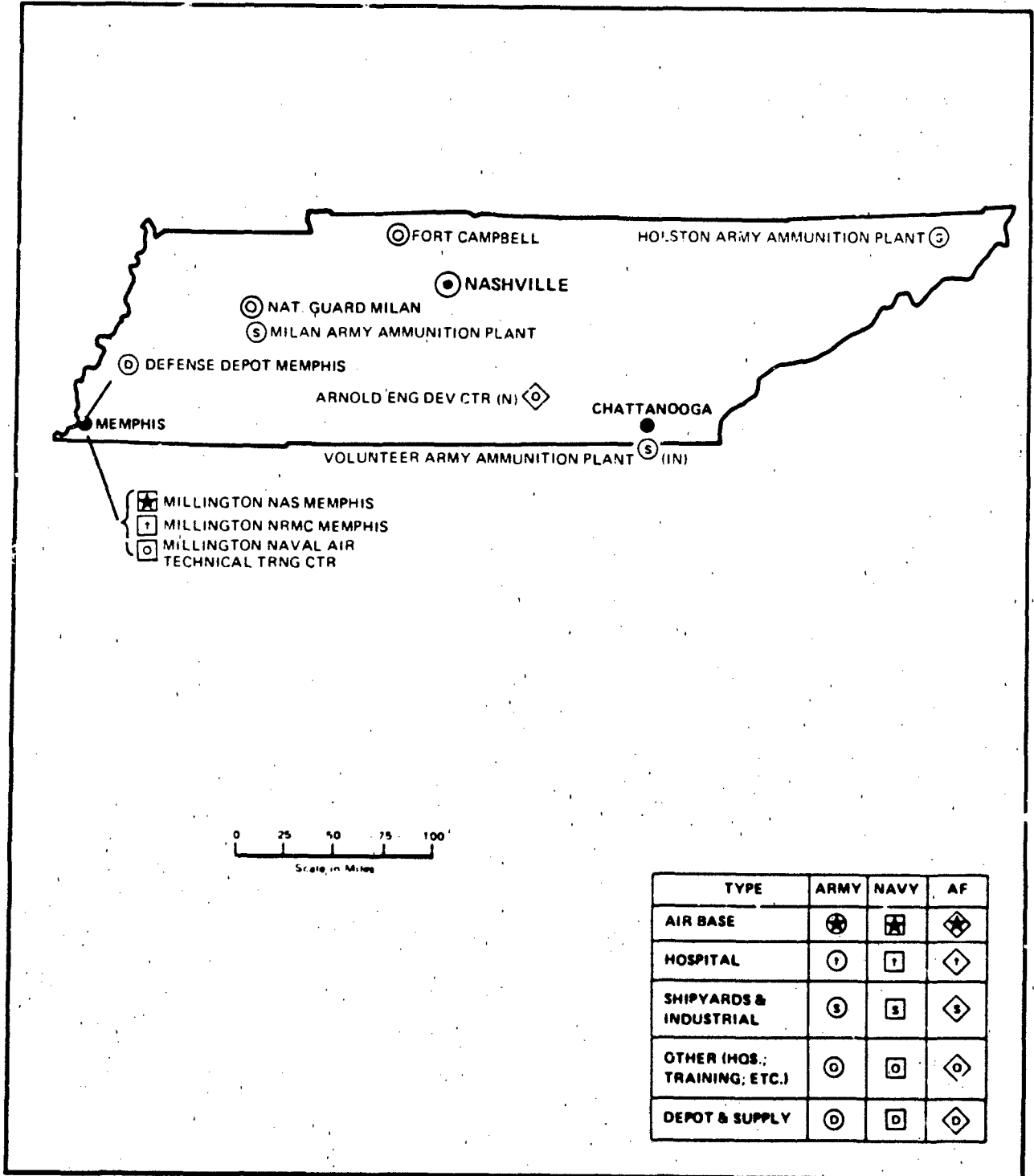
FISCAL YEAR 1982

(DOLLARS IN THOUSANDS)

Personnel/Expenditures	Total	Army	Navy & Marine Corps	Air Force	Other Defense Activities		
I. Personnel - Total	7,391	560	16	6,800	15		
Active Duty Military	6,160	95	16	6,049	-		
Civilian	1,231	465	-	751	15		
II. Expenditures - Total	\$ 216,000	\$ 50,999	\$ 4,432	\$ 146,783	\$ 13,836		
A. Payroll Outlays - Total	162,292	27,395	4,126	130,433	338		
Active Duty Military Pay	99,485	2,521	256	96,708	-		
Civilian Pay	25,166	10,242	-	14,586	338		
Reserve & National Guard Pay	11,437	7,823	547	3,067	-		
Retired Military Pay	26,204	6,809	3,323	16,072	-		
B. Prime Contracts Over \$10,000 - Total	53,758	23,604	306	16,350	13,498		
Supply Contracts	19,673	4,462	250	1,463	13,498		
R&D Contracts	56	-	56	-	-		
Service Contracts	15,527	640	-	14,887	-		
Construction Contracts	16,000	16,000	-	-	-		
Civil Function Contracts	2,502	2,502	-	-	-		
Major Locations of Expenditures	Expenditures			Major Locations of Personnel		Military and Civilian Personnel	
	Total	Payroll Outlays	Prime Contracts		Total	Active Duty Military	Civilian
Ellsworth AFB	\$ 135,222	\$ 107,519	\$ 27,703	Ellsworth AFB	6,566	6,023	543
Rapid City	18,306	15,277	3,029	Sioux Falls	292	50	242
Sioux Falls	15,907	10,734	5,173	Rapid City	161	28	133
Wagner	5,038	453	5,585	Pierre	97	4	93
Pierre	3,864	3,039	825	Pickstown	59	-	59
Brookings	3,739	1,980	1,759	Fort Thompson	38	-	38
Aberdeen	2,954	1,178	1,776	Mitchell	38	4	34
Mitchell	2,738	1,867	851	Brookings	27	17	10
Vermillion	2,704	934	1,770	Huron	14	5	9
Yankton	1,913	628	1,285	Sturges	11	1	10
Prime Contracts Over \$10,000	Total	Army	Navy & Marine Corps	Air Force	Other Defense Activities		
Fiscal Year 1982	\$ 53,758	\$ 23,604	\$ 306	\$ 16,350	\$ 13,498		
Fiscal Year 1981	56,583	31,406	582	11,563	13,032		
Fiscal Year 1980	20,971	7,093	239	7,823	5,816		
Top Five Contractors (Awards Over \$10,000)/ Major Locations of Performance	Total Amount	Major Areas of Work					
1. Horizon Construction Corp./Ellsworth AFB	\$ 9,661	Construction/missile system facility.					
2. Yankton Sioux Industries/Wagner	5,490	Subsistence.					
3. Raven Industries, Inc./Sioux Falls	3,276	Radio & TV equipment; special purpose clothing.					
4. Minnesota Mining & Mfg. Co./Aberdeen	3,231	Safety & rescue equipment; medical supplies.					
5. Montana Dakota Utilities Co./Ellsworth AFB	2,402	Gas utilities.					
Total of Above	\$ 24,060	(44.8% of total awards over \$10,000)					

MAP NO. 46

TENNESSEE



- ✠ MILLINGTON NAS MEMPHIS
- ① MILLINGTON NRMCM MEMPHIS
- ② MILLINGTON NAVAL AIR TECHNICAL TRNG CTR



TYPE	ARMY	NAVY	AF
AIR BASE	✠	✠	✠
HOSPITAL	①	①	①
SHIPYARDS & INDUSTRIAL	③	③	③
OTHER (HOS.; TRAINING; ETC.)	②	②	②
DEPOT & SUPPLY	④	④	④

TENNESSEE

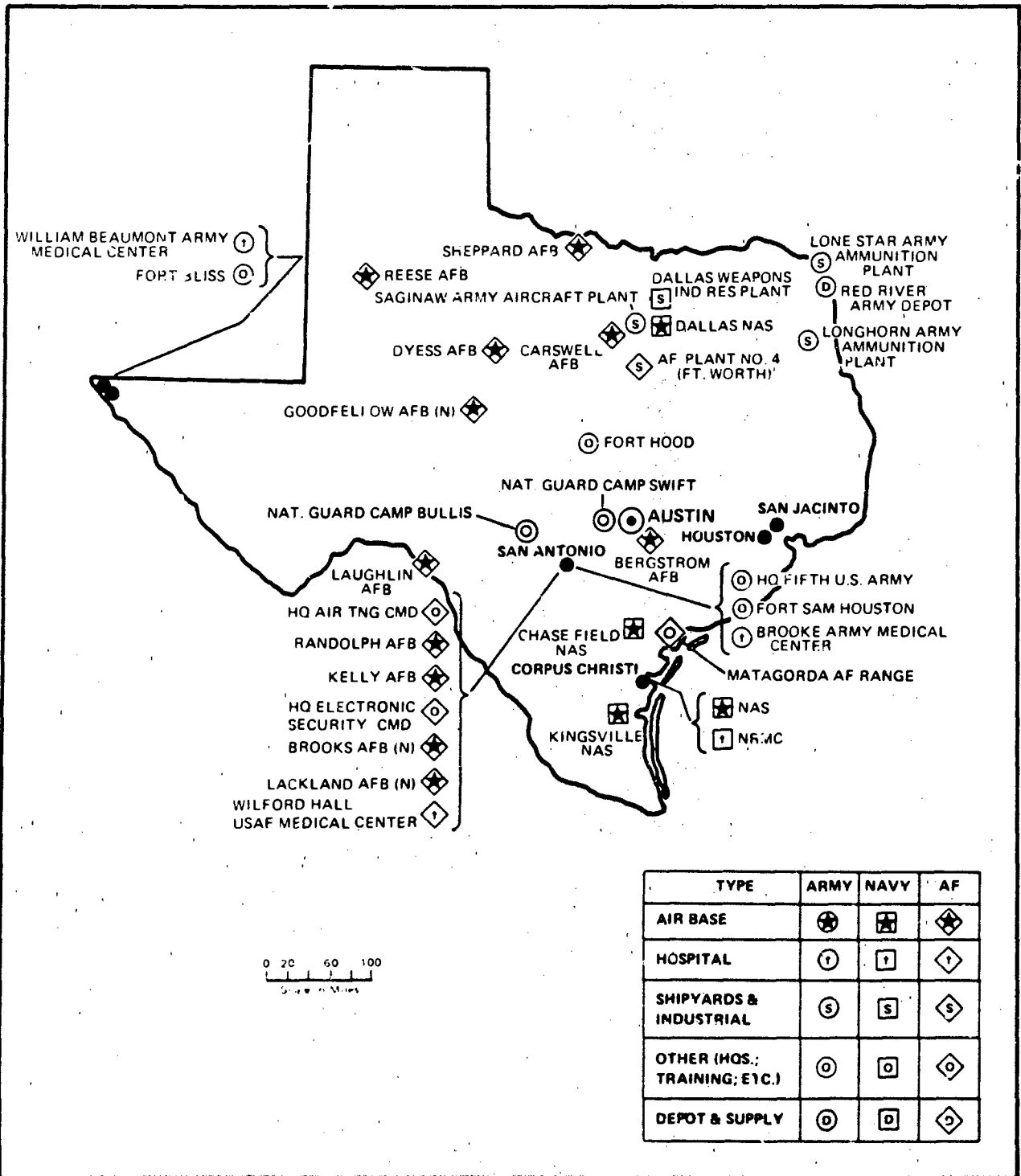
FISCAL YEAR 1982

(DOLLARS IN THOUSANDS)

Personnel/Expenditures	Total	Army	Navy & Marine Corps	Air Force	Other Defense Activities		
I. Personnel - Total	19,738	3,280	12,481	1,256	2,721		
Active Duty Military	11,998	422	11,299	277	-		
Civilian	7,740	2,858	1,182	979	2,721		
II. Expenditures - Total	\$ 1,359,000	\$ 505,594	\$ 308,135	\$ 327,768	\$ 217,503		
A. Payroll Outlays - Total	657,562	204,957	271,271	132,759	48,575		
Active Duty Military Pay	182,039	10,949	164,393	6,697	-		
Civilian Pay	155,337	59,876	26,872	20,014	48,575		
Reserve & National Guard Pay	54,215	28,617	10,495	15,103	-		
Retired Military Pay	265,971	105,515	69,511	90,945	-		
B. Prime Contracts Over \$10,000 - Total	701,438	300,637	36,864	195,009	168,928		
Supply Contracts	318,852	132,895	8,129	14,094	163,734		
R&D Contracts	82,040	1,396	1,134	79,320	190		
Service Contracts	235,833	111,896	17,646	101,474	4,817		
Construction Contracts	35,362	25,099	9,955	121	187		
Civil Function Contracts	29,351	29,351	-	-	-		
Major Locations of Expenditures	Expenditures			Major Locations of Personnel	Military and Civilian Personnel		
	Total	Payroll Outlays	Prime Contracts		Total	Active Duty Military	Civilian
Memphis	\$ 207,921	\$ 124,311	\$ 83,610	Millington	11,963	10,835	1,128
Millington	206,143	193,973	12,170	Memphis	4,300	264	4,036
Arnold AFS	180,504	9,098	171,406	Nashville	1,388	387	1,001
Milan	89,347	1,888	87,459	Knoxville	457	126	331
Kingsport	76,278	6,778	69,500	Arnold AFS	396	158	238
Knoxville	63,850	28,154	35,696	Chattanooga	124	50	74
Nashville	60,973	40,923	20,050	Kingsport	94	18	76
Tullahoma	40,833	4,661	36,172	Smayrna	80	3	77
Chattanooga	38,949	18,627	20,322	Milan	77	7	70
CJarksville	31,449	25,202	6,247	Tullahoma	67	4	63
Prime Contracts Over \$10,000	Total	Army	Navy & Marine Corps	Air Force	Other Defense Activities		
Fiscal Year 1982	\$ 701,438	\$ 300,637	\$ 36,864	\$ 195,009	\$ 168,928		
Fiscal Year 1981	521,071	187,701	30,603	139,769	162,998		
Fiscal Year 1980	533,406	207,958	29,793	186,955	108,700		
Top Five Contractors (Awards Over \$10,000)/ Major Locations of Performance	Total Amount	Major Areas of Work					
1. Martin Marietta Aluminum Sales, Inc./Milan	\$ 85,285	Operation of government facility; ammunition.					
2. Holston Defense Corp./Kingsport	64,395	Munitions.					
3. Pan American World Airways, Inc./Arnold AFS	62,866	Operation of government facility; R&D.					
4. Sverdrup Technology, Inc./Arnold AFS	42,104	R&D.					
5. Calspan Corp./Arnold AFS	36,624	R&D.					
Total of Above	\$ 291,274	(41.5% of total awards over \$10,000)					

MAP NO. 47

TEXAS



TEXAS

FISCAL YEAR 1982

(DOLLARS IN THOUSANDS)

Personnel/Expenditures	Total	Army	Navy & Marine Corps	Air Force	Other Defense Activities
I. Personnel - Total	195,216	90,861	10,891	91,359	2,105
Active Duty Military	134,707	65,209	8,623	60,875	-
Civilian	60,509	25,652	2,268	30,484	2,105
II. Expenditures - Total	\$ 11,853,900	\$ 3,526,629	\$ 1,247,014	\$ 5,113,007	\$ 1,967,250
A. Payroll Outlays - Total	4,981,596	2,192,743	392,097	2,345,419	50,337
Active Duty Military Pay	2,175,410	1,083,922	152,803	938,685	-
Civilian Pay	1,227,223	485,926	50,762	640,198	50,337
Reserve & National Guard Pay	170,353	102,976	27,600	39,777	-
Retired Military Pay	1,408,610	519,919	160,932	727,759	-
B. Prime Contracts Over \$10,000 - Total	6,872,304	1,333,886	854,917	2,766,588	1,916,913
Supply Contracts	5,211,053	692,393	604,100	2,021,419	1,893,141
R&D Contracts	476,967	127,266	60,663	275,531	13,507
Service Contracts	939,092	287,575	181,791	459,461	10,265
Construction Contracts	120,176	101,636	8,363	10,177	-
Civil Function Contracts	125,016	125,016	-	-	-

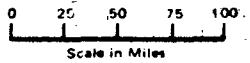
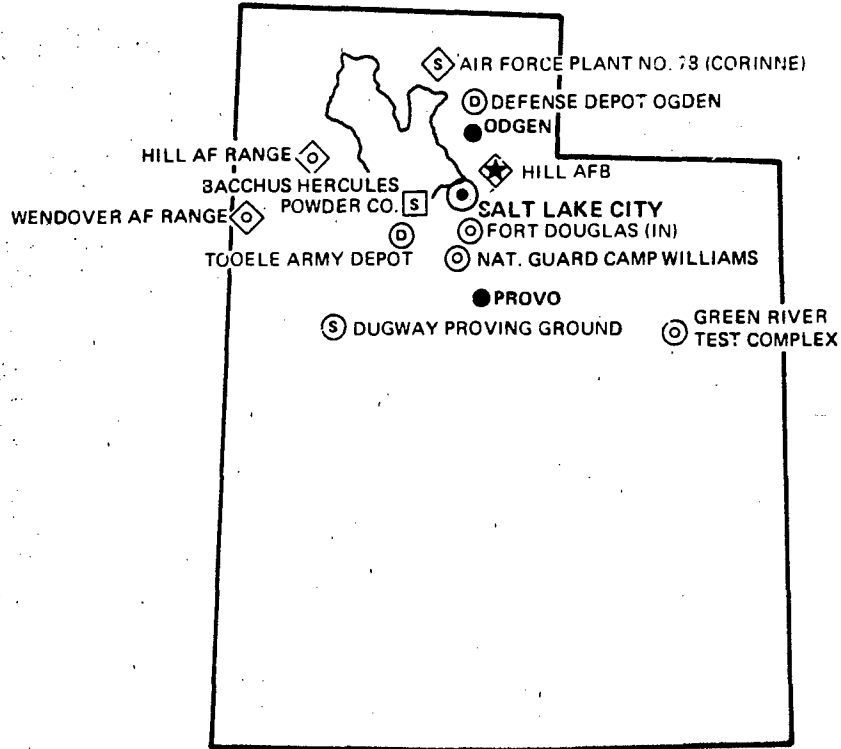
Major Locations of Expenditures	Expenditures			Major Locations of Personnel	Military and Civilian Personnel		
	Total	Payroll Outlays	Prime Contracts		Total	Active Duty Military	Civilian
Fort Worth	\$1,950,631	\$ 96,435	\$1,854,196	Fort Hood	42,108	38,008	4,100
Dallas	1,301,836	126,729	1,175,107	Lackland AFB	21,621	19,298	2,323
Fort Hood	736,180	652,271	83,909	Kelly AFB	21,097	3,847	17,250
Corpus Christi	600,471	190,810	409,661	Fort Bliss	20,423	17,284	3,139
San Antonio	569,969	380,551	189,418	Fort Sam Houston	12,943	8,004	4,939
Kelly AFB	510,341	444,041	66,300	Sheppard AFB	9,108	7,590	1,518
Fort Bliss	369,191	330,096	39,095	Randolph AFB	7,916	5,201	2,715
Lackland AFB	319,851	277,619	42,232	Corpus Christi	6,978	2,569	4,409
Abilene	318,512	23,014	295,498	Red River Army Depot	6,104	72	6,032
Fort Sam Houston	311,374	284,957	26,417	Bergstrom AFB	5,861	4,944	917

Prime Contracts Over \$10,000	Total	Army	Navy & Marine Corps	Air Force	Other Defense Activities
Fiscal Year 1982	\$ 6,872,304	\$ 1,333,886	\$ 854,917	\$ 2,766,588	\$ 1,916,913
Fiscal Year 1981	7,503,964	1,188,825	670,432	2,753,116	2,891,591
Fiscal Year 1980	5,413,352	878,819	577,271	3,010,893	946,369

Top Five Contractors (Awards Over \$10,000)/ Major Locations of Performance	Total Amount	Major Areas of Work
1. General Dynamics Corp./Fort Worth	\$ 1,425,786	Aircraft components & production; radar; R&D.
2. Texas Instruments, Inc./Dallas	829,619	Aircraft & missile components; night vision equip.; R&D.
3. Vought Corp./Dallas	377,071	Aircraft maint., repair, & components; rocket prod.; R&D.
4. Pride Refining Co./Abilene	355,256	Petroleum.
5. Textron, Inc./Fort Worth	336,498	Helicopter Components & production; R&D.
Total of Above	\$ 3,324,220	(48.4% of total awards over \$10,000)

MAP NO. 48

UTAH



TYPE	ARMY	NAVY	AF
AIR BASE	✳	✳	✳
HOSPITAL	⊙	⊙	⊙
SHIPYARDS & INDUSTRIAL	Ⓢ	Ⓢ	Ⓢ
OTHER (HQS.; TRAINING; ETC.)	⊙	⊙	⊙
DEPOT & SUPPLY	⊙	⊙	⊙

UTAH

FISCAL YEAR 1962

(DOLLARS IN THOUSANDS)

Personnel/Expenditures	Total	Army	Navy & Marine Corps	Air Force	Other Defense Activities
I. Personnel - Total	28,422	5,748	150	20,380	2,144
Active Duty Military	6,022	521	65	5,436	-
Civilian	22,400	5,227	85	14,944	2,144
II. Expenditures - Total	\$ 1,254,182	\$ 224,677	\$ 51,776	\$ 800,973	\$ 176,756
A. Payroll Outlays - Total	692,329	163,042	18,220	467,417	43,650
Active Duty Military Pay	101,950	13,189	1,214	87,547	-
Civilian Pay	490,278	114,954	2,568	329,106	43,650
Reserve & National Guard Pay	25,217	12,131	2,083	11,003	-
Retired Military Pay	74,884	22,768	12,355	39,761	-
B. Prime Contracts Over \$10,000 - Total	561,853	61,635	33,556	333,556	133,106
Supply Contracts	255,027	38,657	26,971	61,857	127,542
R&D Contracts	200,481	2,619	608	196,032	1,222
Service Contracts	101,984	16,863	5,951	75,608	3,562
Construction Contracts	4,421	3,556	26	59	780
Civil Function Contracts	(60)	(60)	-	-	-

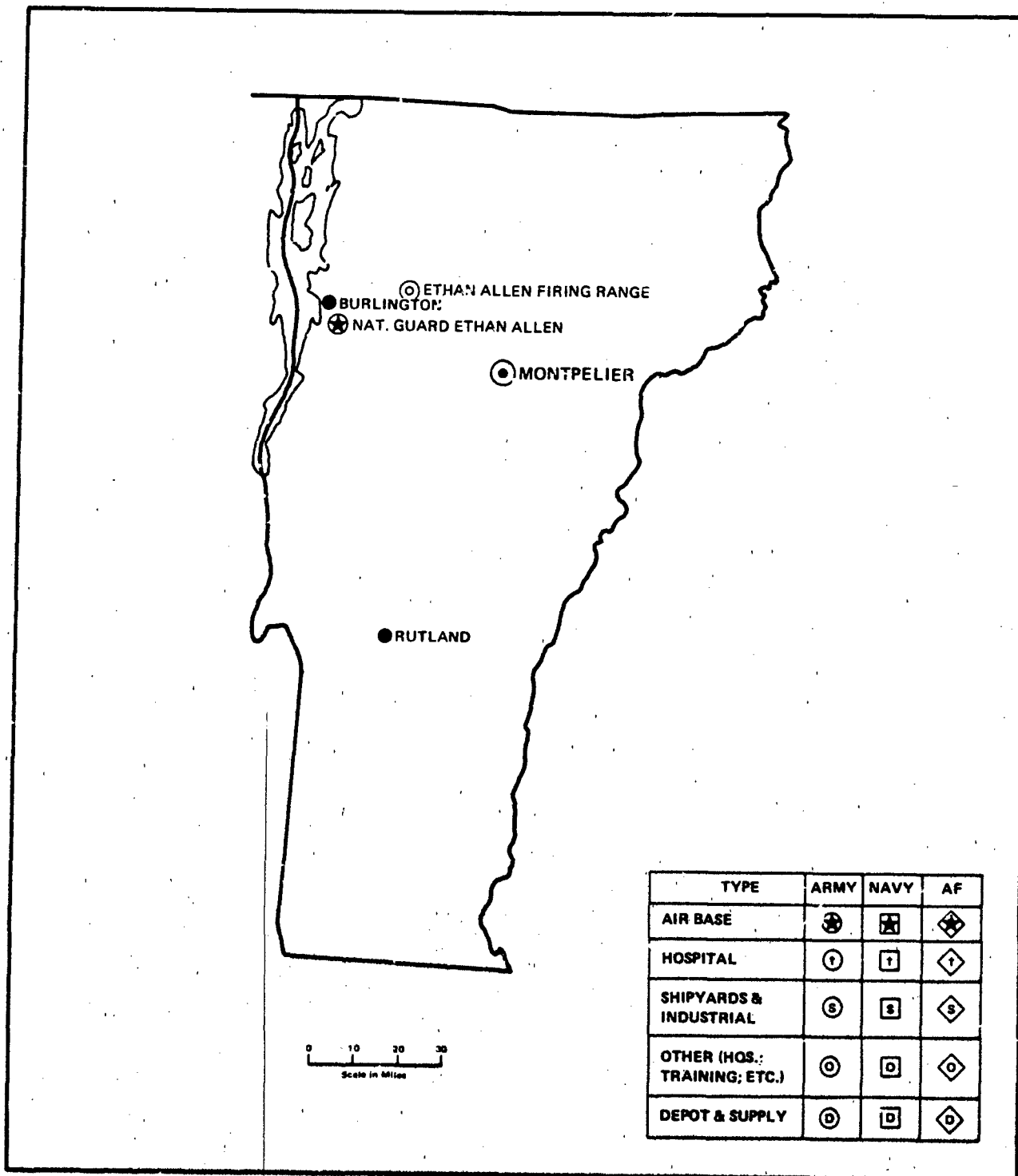
Major Locations of Expenditures	Expenditures			Major Locations of Personnel	Military and Civilian Personnel		
	Total	Payroll Outlays	Prime Contracts		Total	Active Duty Military	Civilian
Hill AFB	\$ 471,977	\$ 403,959	\$ 68,018	Hill AFB	19,851	5,241	14,610
Salt Lake City	221,328	32,324	189,004	Tooele Army Depot	4,022	71	3,951
Brigham City	139,622	4,347	135,275	Ogden	1,979	47	1,932
Tooele Army Depot	97,321	87,209	10,112	Dugway	994	293	701
Ogden	95,405	52,332	43,073	Salt Lake City	728	186	542
Magna	65,551	2,265	63,186	Fort Douglas	273	107	166
Dugway	32,149	24,626	7,523	Brigham City	112	4	108
Logan	13,017	3,085	9,932	Clearfield	82	-	82
Provo	11,370	4,748	6,622	Hendover	74	2	72
M. ad.	9,382	191	9,191	Magna	67	1	66

Prime Contracts Over \$10,000	Total	Army	Navy & Marine Corps	Air Force	Other Defense Activities
Fiscal Year 1982	\$ 561,853	\$ 61,635	\$ 33,556	\$ 333,556	\$ 133,106
Fiscal Year 1981	404,457	74,109	20,116	250,460	52,772
Fiscal Year 1980	251,355	31,728	23,855	144,650	51,122

Top Five Contractors (Awards Over \$10,000)/ Major Locations of Performance	Total Amount	Major Areas of Work
1. Thiokol Corp./Brigham City	\$ 154,952	R&D; safety & rescue equipment.
2. Amoco Oil Co./Salt Lake City	89,724	Petroleum.
3. Hercules, Inc./Magna	63,465	R&D.
4. Litton Systems, Inc./Salt Lake City	28,055	Navigational instruments for aircraft.
5. TRW, Inc./Hill AFB	21,049	Management services; missile support.
Total of Above	\$ 357,245	(63.6% of total awards over \$10,000)

MAP NO. 49

VERMONT



VERMONT

FISCAL YEAR 1982

(DOLLARS IN THOUSANDS)

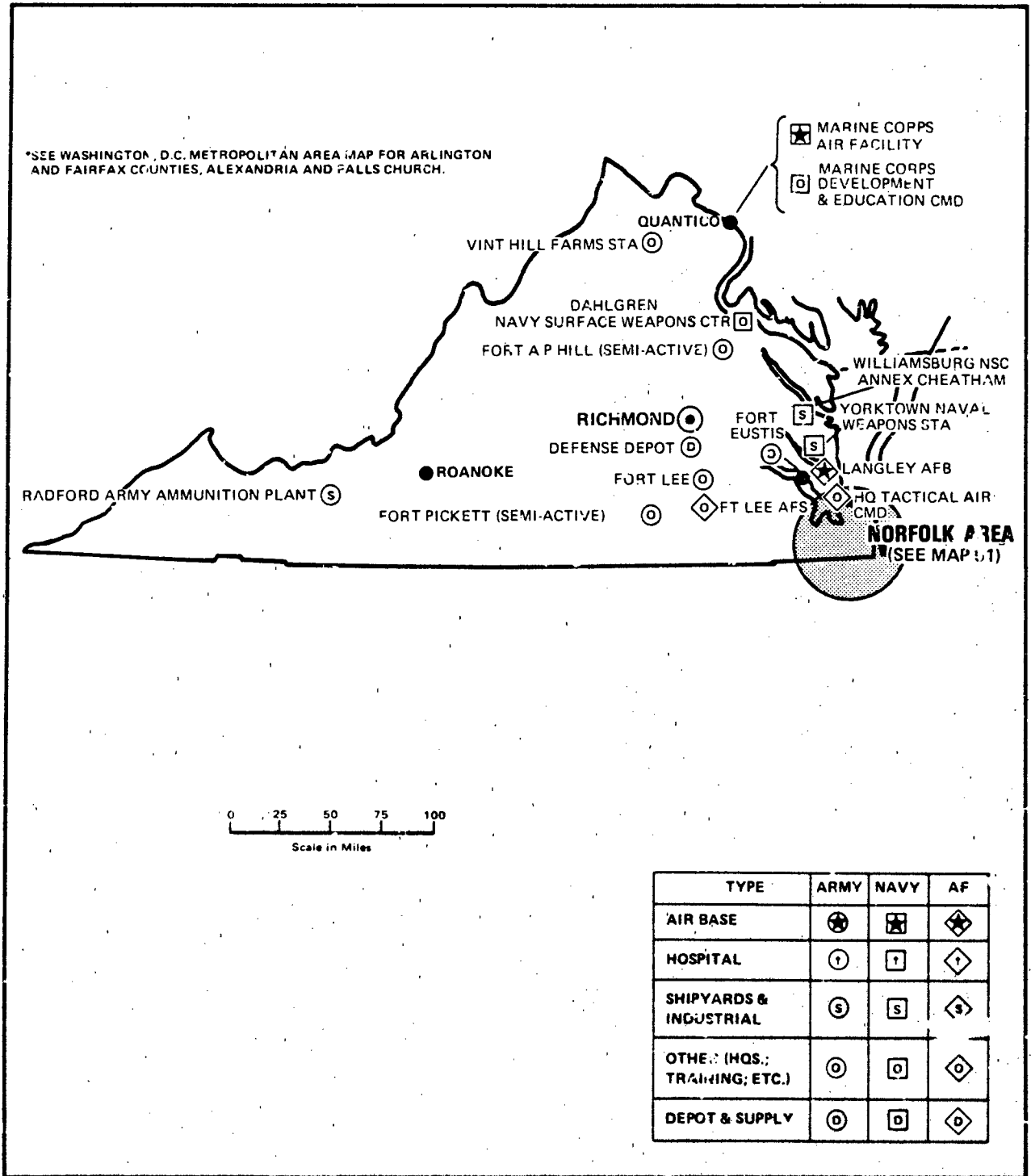
Personnel/Expenditures	Total	Army	Navy & Marine Corps	Air Force	Other Defense Activities
I. Personnel - Total	600	281	7	260	52
Active Duty Military	75	44	6	25	-
Civilian	525	237	1	235	52
II. Expenditures - Total	\$ 248,040	\$ 51,690	\$ 46,015	\$ 143,101	\$ 7,234
A. Payroll Outlays - Total	45,844	21,821	4,959	17,660	1,204
Active Duty Military Pay	2,181	1,320	101	760	-
Civilian Pay	11,542	5,138	22	5,178	1,204
Reserve & National Guard Pay	10,411	5,782	484	4,145	-
Retired Military Pay	21,710	9,591	4,352	7,777	-
B. Prime Contracts Over \$10,000 - Total	202,196	29,869	41,056	125,241	6,030
Supply Contracts	174,855	26,444	26,224	116,307	5,880
R&D Contracts	22,160	755	14,771	6,534	100
Service Contracts	4,626	2,115	61	2,400	50
Construction Contracts	-	-	-	-	-
Civil Function Contracts	555	555	-	-	-

Major Locations of Expenditures	Expenditures			Major Locations of Personnel	Military and Civilian Personnel		
	Total	Payroll Outlays	Prime Contracts		Total	Active Duty Military	Civilian
Burlington	\$ 190,420	\$ 12,282	\$ 178,138	Burlington	296	24	272
Vergennes	10,760	463	10,317	Winooski	124	5	119
Bennington	5,517	857	4,660	South Burlington	26	-	26
Winooski	4,836	4,196	640	Northfield	24	-	1
Northfield	3,038	2,205	833	Rutland	23	3	20
Williston	3,023	765	2,258	St. Albans	14	2	12
Rutland	2,369	1,065	1,304	Jericho	10	-	10
Berlin	1,343	1,343	-	Springfield	9	-	9
St. Albans	1,154	1,154	-	Williston	9	-	9
Essex Junction	1,071	1,071	-	Berlin	8	2	6

Prime Contracts Over \$10,000	Total	Army	Navy & Marine Corps	Air Force	Other Defense Activities
Fiscal Year 1982	\$ 202,196	\$ 29,869	\$ 41,056	\$ 125,241	\$ 6,030
Fiscal Year 1981	167,603	61,659	14,725	87,304	3,915
Fiscal Year 1980	125,138	33,953	11,988	75,807	3,390

Top Five Contractors (Awards Over \$10,000)/ Major Locations of Performance	Total Amount	Major Areas of Work
1. General Electric Co./Burlington	\$ 177,726	Aircraft & helicopter components; munitions; R&D.
2. Simmonds Precision Products/Vergennes	10,396	Aircraft components; scientific instruments.
3. Union Carbide Corp./Bennington	3,246	Munitions.
4. Velan Valve Corp./Williston	2,275	Valves.
5. Transistor Electronics, Inc./Bennington	1,342	Capacitors.
Total of Above	\$ 194,985	(96.4% of total awards over \$10,000)

VIRGINIA



VIRGINIA

FISCAL YEAR 1982

(DOLLARS IN THOUSANDS)

Personnel/Expenditures	Total	Army	Navy & Marine Corps	Air Force	Other Defense Activities
I. Personnel - Total	191,310	59,517	98,900	20,040	12,753
Active Duty Military	90,882	30,017	45,336	15,529	-
Civilian	100,428	29,600	53,564	4,511	12,753
II. Expenditures - Total	\$ 10,555,054	\$ 2,399,337	\$ 6,285,970	\$ 911,385	\$ 958,362
A. Payroll Outlays - Total	6,472,008	1,763,203	3,611,367	695,959	351,479
Active Duty Military Pay	2,941,589	724,218	1,854,049	363,322	-
Civilian Pay	2,560,415	634,437	1,454,475	120,024	351,479
Reserve & National Guard Pay	89,190	58,857	17,768	12,565	-
Retired Military Pay	880,814	345,691	335,075	200,048	-
B. Prime Contracts Over \$10,000 - Total	4,083,046	636,134	2,624,603	215,426	606,883
Supply Contracts	1,578,194	132,889	1,037,507	119,319	288,475
R&D Contracts	388,653	34,048	161,833	33,176	159,596
Service Contracts	1,949,787	371,067	1,358,227	62,779	157,714
Construction Contracts	133,169	64,887	67,036	152	1,094
Civil Function Contracts	33,243	33,243	-	-	-

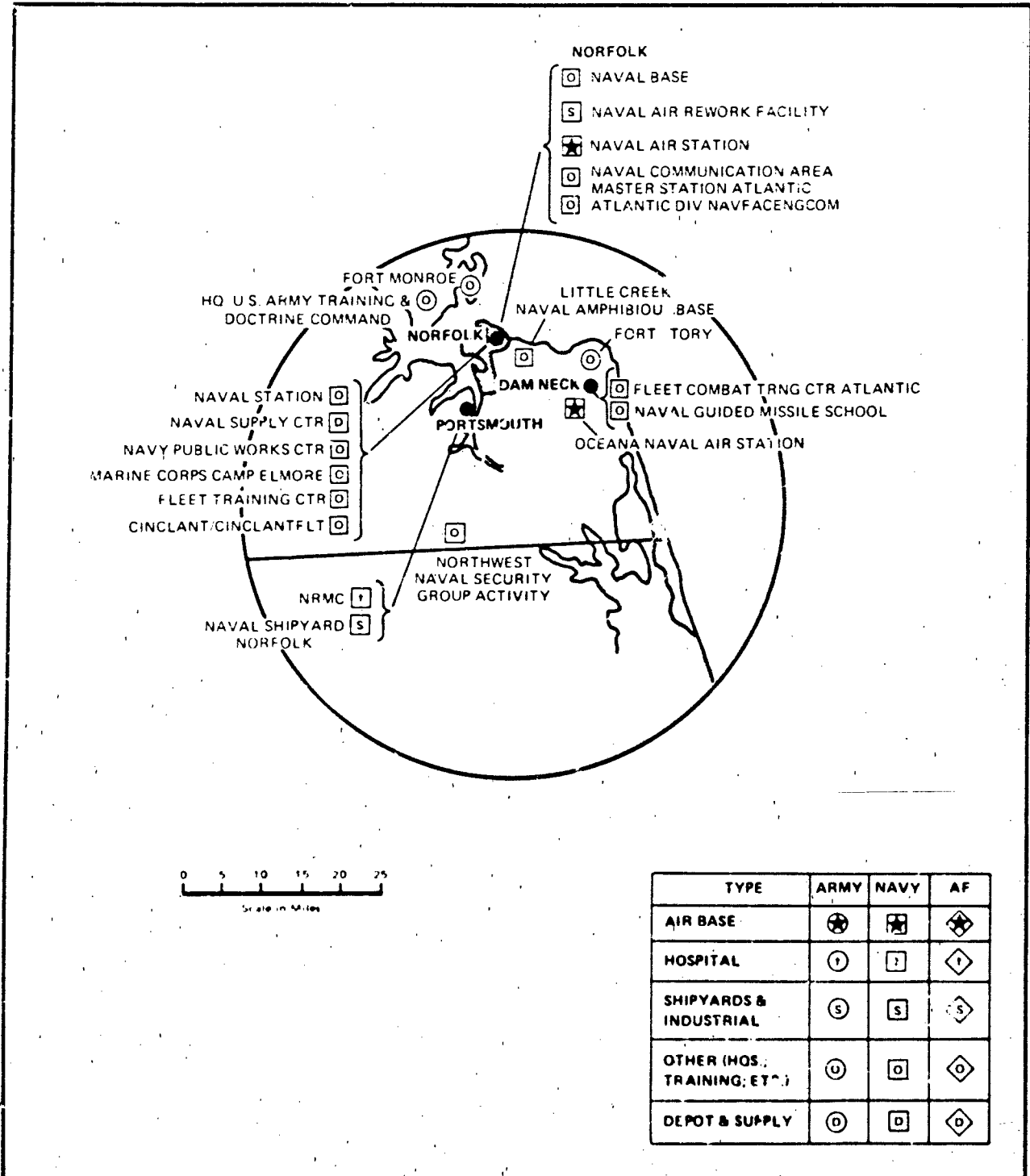
Major Locations of Expenditures	Expenditures			Major Locations of Personnel	Military, and Civilian Personnel		
	Total	Payroll Outlays	Prime Contracts		Total	Active Duty Military	Civilian
Arlington	\$1,993,541	\$1,445,493	\$ 548,048	Arlington	46,184	18,021	28,163
Norfolk	1,948,246	1,558,821	389,425	Norfolk	31,473	16,235	15,238
Newport News	874,160	47,589	826,571	Portsmouth	15,979	2,618	13,361
McLean	634,464	24,210	610,254	Alexandria	12,248	3,389	8,859
Alexandria	486,889	366,006	120,883	Langley AFB	11,035	9,276	1,759
Portsmouth	433,626	380,137	53,489	Fort Belvoir	10,502	5,273	5,229
Fort Belvoir	276,532	239,466	37,066	Fort Eustis	9,137	6,185	2,952
Virginia Beach	261,077	183,242	77,835	Quantico	8,691	7,131	1,560
Manassas	255,815	5,151	250,664	Fort Lee	8,142	4,688	3,454
Langley AFB	250,454	209,670	40,784	Virginia Beach	6,316	4,410	1,906

Prime Contracts Over \$10,000	Total	Army	Navy & Marine Corps	Air Force	Other Defense Activities
Fiscal Year 1982	\$ 4,083,046	\$ 636,134	\$ 2,624,603	\$ 215,426	\$ 606,883
Fiscal Year 1981	3,611,821	524,114	2,548,796	188,867	350,044
Fiscal Year 1980	3,366,849	475,688	2,472,294	108,464	310,403

Top Five Contractors (Awards Over \$10,000)/ Major Locations of Performance	Total Amount	Major Areas of Work
1. Newport News Ship & Dry Dock Co./Newport News	\$ 803,223	Construction, maintenance & repair of carriers & subs. Aircraft & missile components; sonar electronics; R&D. Operation of a government facility; ammunition. Logistic support services. Radio & TV equipment.
2. International Business Machines Co./Manassas	278,823	
3. Hercules, Inc./Padford	182,806	
4. H B H JV/Arlington	174,080	
5. Science Applications, Inc./McLean	169,077	
Total of Above	\$ 1,608,009	(39.4% of total awards over \$10,000)

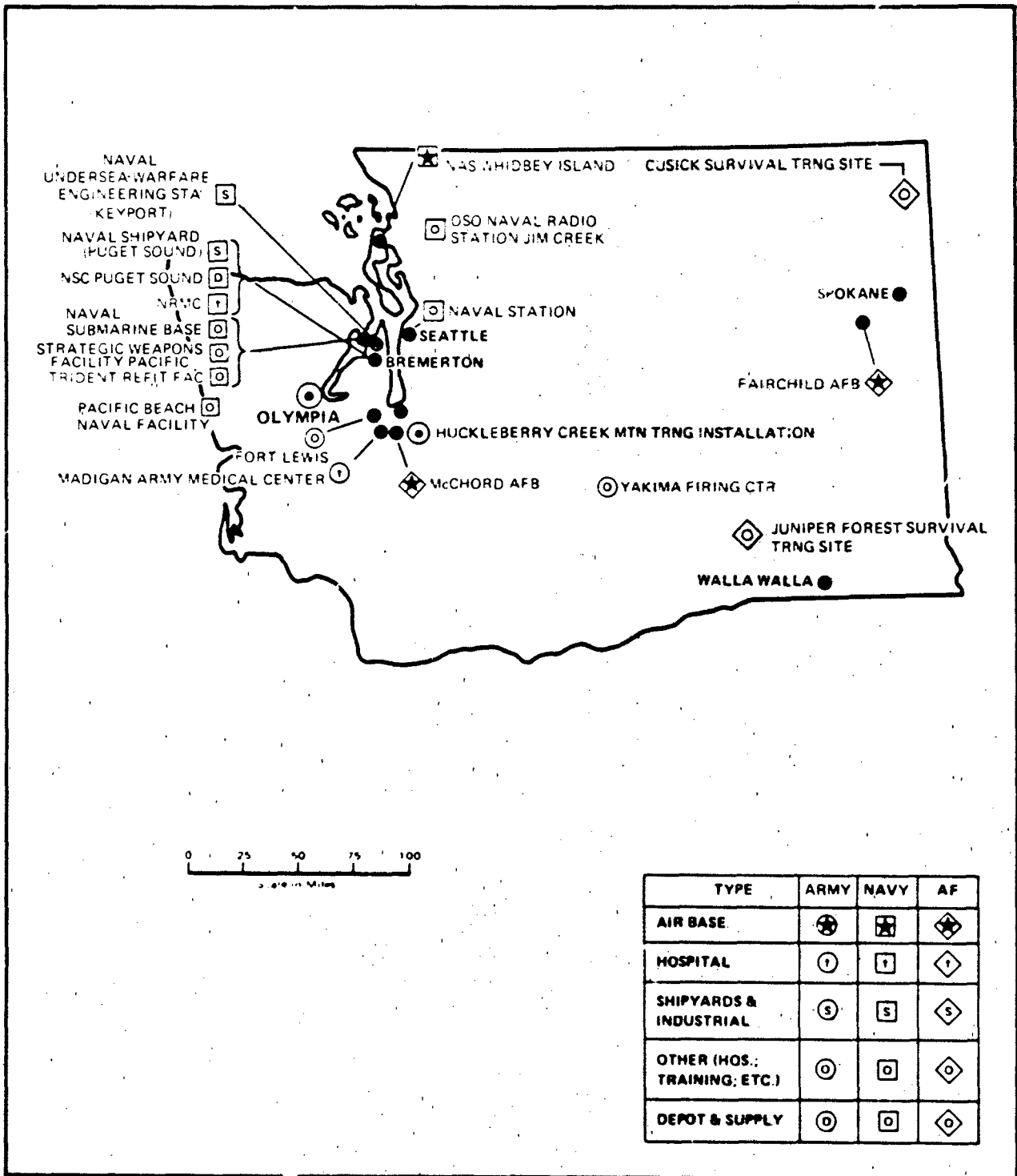
MAP NO. 51

NORFOLK AREA



MAP NO. 52

WASHINGTON



WASHINGTON

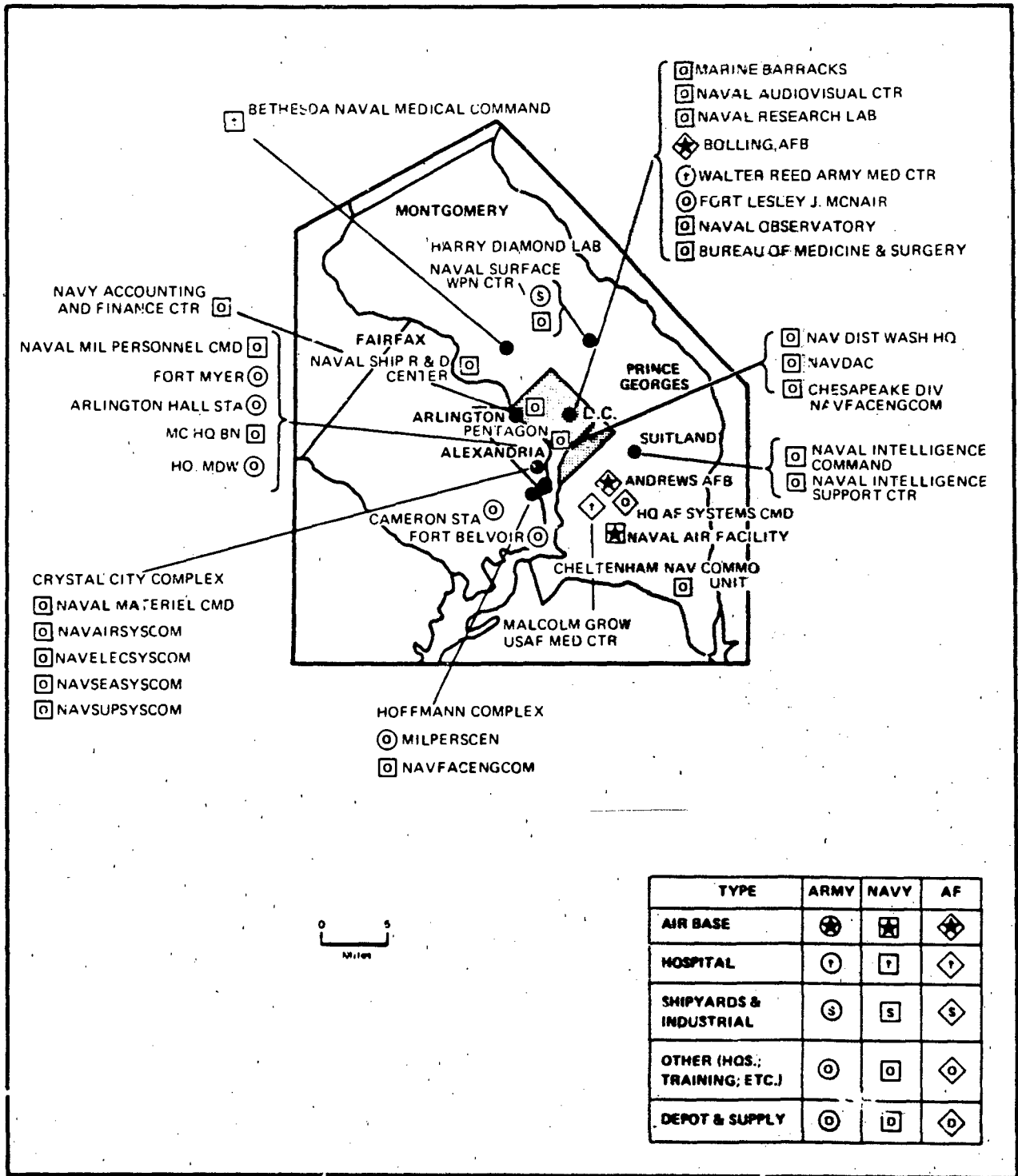
FISCAL YEAR 1982

(DOLLARS IN THOUSANDS)

Personnel/Expenditures	Total	Army	Navy & Marine Corps	Air Force	Other Defense Activities		
I. Personnel - Total	67,937	29,934	25,191	12,453	359		
Active Duty Military	41,336	23,960	7,588	9,788	-		
Civilian	26,601	5,974	17,603	2,665	359		
II. Expenditures - Total	\$ 4,954,956	\$ 974,752	\$ 1,782,961	\$ 1,956,440	\$ 200,803		
A. Payroll Outlays - Total	2,067,293	738,146	912,245	408,694	8,208		
Active Duty Military Pay	805,160	357,576	289,933	157,651	-		
Civilian Pay	662,447	120,365	475,575	58,299	8,208		
Reserve & National Guard Pay	121,128	89,359	13,433	18,336	-		
Retired Military Pay	478,558	170,846	133,304	174,408	-		
B. Prime Contracts Over \$10,000 - Total	2,887,663	236,606	870,716	1,587,746	192,595		
Supply Contracts	1,448,456	80,369	598,028	592,755	177,304		
R&D Contracts	986,068	23,618	58,133	898,334	5,983		
Service Contracts	35,075	43,327	185,737	96,703	9,308		
Construction Contracts	47,301	18,529	28,818	(46)	-		
Civil Function Contracts	70,763	70,763	-	-	-		
Major Locations of Expenditures and Personnel							
Major Locations of Expenditures	Expenditures			Major Locations of Personnel	Military and Civilian Personnel		
	Total	Payroll Outlays	Prime Contracts		Total	Active Duty Military	Civilian
Seattle	\$2,355,227	\$ 144,138	\$2,211,089	Fort Lewis	24,879	22,028	2,851
Bremerton	468,933	437,094	31,839	Bremerton	13,052	1,203	11,849
Fort Lewis	466,966	430,756	36,210	McChord AFB	6,740	5,334	1,406
Takoma	194,928	121,189	73,639	Fairchild AFB	4,822	4,030	792
Kent	183,691	6,858	176,833	Whidbey Island	3,995	3,089	906
Whidbey AFB	142,477	122,318	20,159	Seattle	3,249	1,292	1,957
McChord AFB	121,271	114,641	6,630	Bangor	3,109	1,565	1,544
Bangor	99,302	83,164	16,138	Keyport	2,689	.243	2,446
Fairchild AFB	92,926	81,663	11,263	Tacoma	2,377	1,358	1,019
Spokane	92,757	45,504	47,253	Walla Walla	407	14	393
Prime Contracts Over \$10,000							
	Total	Army	Navy & Marine Corps	Air Force	Other Defense Activities		
Fiscal Year 1982	\$ 2,887,663	\$ 236,606	\$ 870,716	\$ 1,587,746	\$ 192,595		
Fiscal Year 1981	2,792,891	491,284	862,496	1,290,637	148,474		
Fiscal Year 1980	2,316,807	464,016	709,252	1,032,493	111,046		
Top Five Contractors (Awards, Over \$10,000)/ Major Locations of Performance							
		Total Amount	Major Areas of Work				
1. Boeing Co./Seattle		\$ 1,684,820	Aircraft & missile comp.; missile prod.; hydrofoils; R&D				
2. Lockheed Shipbuilding Construction/Seattle		384,023	Ship production; ship maintenance & repair.				
3. Todd Shipyards Corp./Seattle		118,298	Ship production; ship maintenance & repair.				
4. Atlantic Richfield Co./Seattle		74,645	Petroleum.				
5. Takoma Boatbuilding Co., Inc./Tacoma		56,894	Patrol & auxiliary ships.				
Total of Above		\$ 2,318,680	(80.3% of total awards over \$10,000)				

MAP 53

WASHINGTON D.C. METRO AREA



WASHINGTON D.C.

FISCAL YEAR 1982

(DOLLARS IN THOUSANDS)

Personnel/Expenditures	Total	Army	Navy & Marine Corps	Air Force	Other Defense Activities
I. Personnel - Total	29,083	12,448	11,923	3,958	754
Active Duty Military	12,868	5,644	4,237	2,987	-
Civilian	16,215	6,804	7,686	971	754
II. Expenditures - Total	\$ 1,772,203	\$ 374,171	\$ 1,012,171	\$ 177,631	\$ 208,230
A. Payroll Outlays - Total	899,481	315,126	434,190	127,723	22,442
Active Duty Military Pay	304,563	144,101	87,077	73,365	-
Civilian Pay	439,643	137,904	242,964	36,333	22,442
Reserve & National Guard Pay	29,486	15,094	11,336	3,054	-
Retired Military Pay	125,789	18,027	92,811	14,951	-
B. Prime Contracts Over \$10,000 - Total	872,722	59,045	577,981	49,908	185,788
Supply Contracts	490,884	11,879	390,585	7,280	81,140
R&D Contracts	33,606	4,532	18,294	923	9,857
Service Contracts	335,086	29,970	168,794	41,705	94,617
Construction Contracts	1,024	542	308	-	174
Civil Function Contracts	12,122	12,122	-	-	-

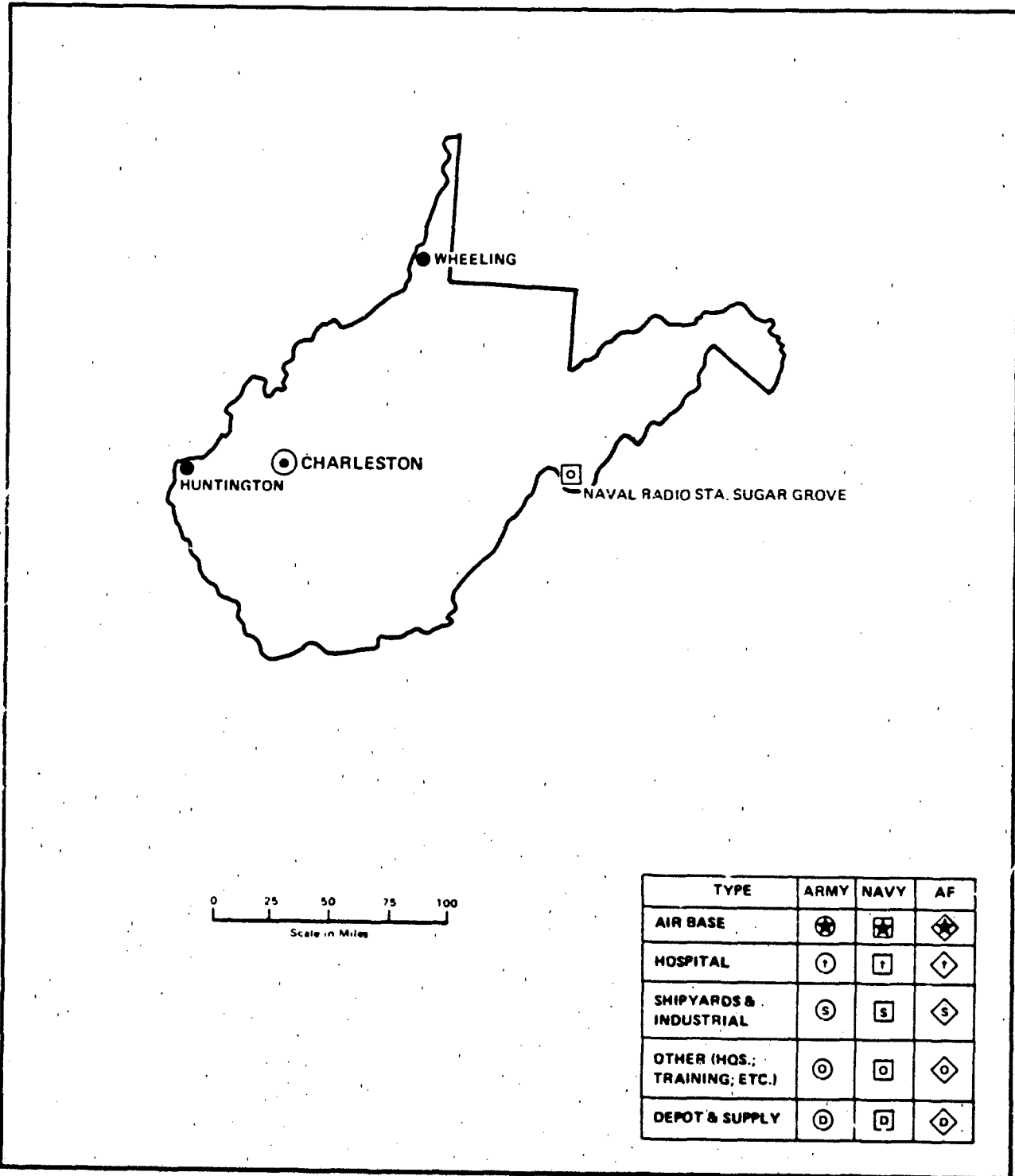
Major Locations of Expenditures	Expenditures			Major Locations of Personnel	Military and Civilian Personnel		
	Total	Payroll Outlays	Prime Contracts		Total	Active Duty Military	Civilian
Washington, D.C.	\$1,772,203	\$ 899,481	\$ 872,722	Washington, D.C.	29,083	12,868	16,215

Prime Contracts Over \$10,000	Total	Army	Navy & Marine Corps	Air Force	Other Defense Activities
Fiscal Year 1982	\$ 872,722	\$ 59,045	\$ 577,981	\$ 49,908	\$ 185,788
Fiscal Year 1981	626,594	74,903	353,576	48,480	149,635
Fiscal Year 1980	602,348	61,436	319,953	30,073	190,836

Top Five Contractors (Awards Over \$10,000)/ Major Locations of Performance	Total Amount	Major Areas of Work
1. Stewart Petroleum Co.	\$ 52,719	Petroleum.
2. C & P Telephone Co.	47,565	Communications services.
3. Syscon Corp.	20,406	Management and systems engineering services.
4. Honeywell Information Systems, Inc.	18,452	ADP maintenance, repair, lease, and rental.
5. Communications Satellite Corp.	16,470	ADP lease and rental.
Total of Above	\$ 155,612	(17.8% of total awards over \$10,000)

MAP NO. 54

WEST VIRGINIA



WEST VIRGINIA

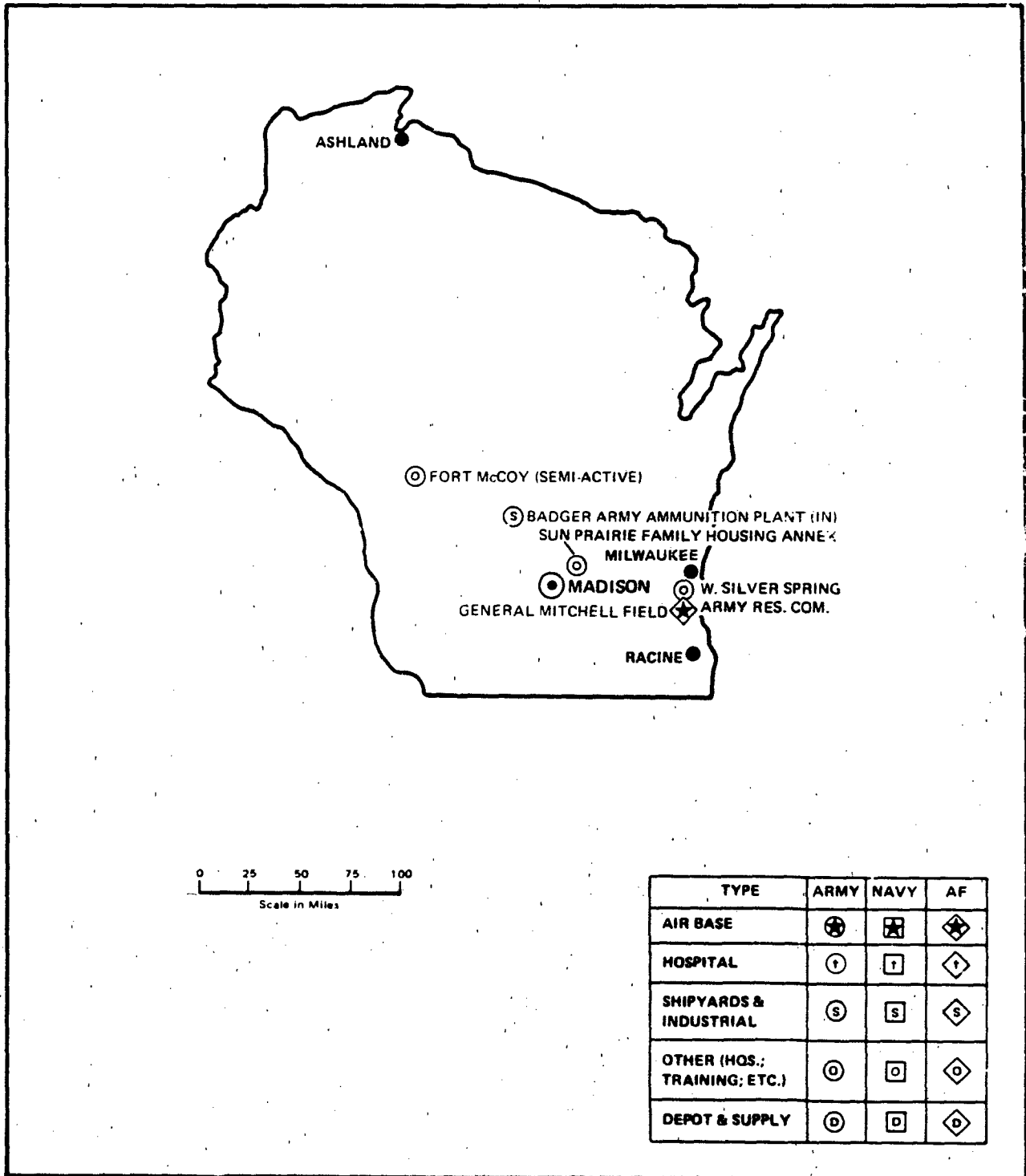
FISCAL YEAR 1982

(DOLLARS IN THOUSANDS)

Personnel/Expenditures	Total	Army	Navy & Marine Corps	Air Force	Other Defense Activities		
I. Personnel - Total	2,010	1,272	310	412	16		
Active Duty Military	478	152	271	55	-		
Civilian	1,532	1,120	39	357	16		
II. Expenditures - Total	\$ 253,957	\$ 104,607	\$ 56,905	\$ 59,015	\$ 33,430		
A. Payroll Outlays - Total	122,149	65,592	23,552	32,613	392		
Active Duty Military Pay	8,715	3,870	3,882	963	-		
Civilian Pay	32,949	26,578	972	5,007	392		
Reserve & National Guard Pay	16,936	9,461	1,863	5,612	-		
Retired Military Pay	63,549	25,683	16,935	21,031	-		
B. Prime Contracts Over \$10,000 - Total	131,808	39,015	33,353	26,402	33,038		
Supply Contracts	74,570	4,396	33,087	4,516	32,571		
R&D Contracts	22,274	393	126	21,755	-		
Service Contracts	1,917	1,222	97	131	467		
Construction Contracts	2,339	2,296	43	-	-		
Civil Function Contracts	30,708	30,708	-	-	-		
Major Locations of Expenditures	Expenditures			Major Locations of Personnel		Military and Civilian Personnel	
	Total	Payroll Outlays	Prime Contracts		Total	Active Duty Military	Civilian
Rocket Center	\$ 25,101	\$ -	\$ 26,101	Huntington	587	34	553
Huntington	24,777	18,767	6,010	Charleston	241	26	215
Ridgeley	20,170	158	20,012	Sugar Grove	213	178	35
Weston	12,411	1,040	11,371	Martinsburg	189	11	178
Charleston	3,510	6,117	2,393	South Charleston	88	65	23
Martinsburg	8,333	7,314	1,019	Beckley	70	46	24
Lorado	8,003	10	7,993	Parkersburg	66	15	51
Burnsville	6,370	279	6,091	Point Pleasant	66	1	65
Justice	5,345	180	5,165	Buckhannon	49	-	49
Parkersburg	5,245	4,364	881	Wheeling	43	19	24
Prime Contracts Over \$10,000	Total		Army	Navy & Marine Corps	Air Force	Other Defense Activities	
Fiscal Year 1982	\$ 131,808		\$ 39,015	\$ 33,353	\$ 26,402	\$ 33,038	
Fiscal Year 1981	114,440		31,628	20,932	28,284	33,596	
Fiscal Year 1980	123,897		49,920	18,957	32,813	22,207	
Top Five Contractors (Awards Over \$10,000)/ Major Locations of Performance	Total Amount		Major Areas of Work				
1. Hercules, Inc./Rocket Center	\$ 26,101		Missile components.				
2. Pittston Coal Sales Corp./Lorado	9,077		Solid fuels.				
3. B. F. Goodrich Co./Union	8,507		Aircraft components; small craft; marine equipment.				
4. J. F. Allen Co./Burnsville	8,000		Construction/recreational buildings, highways, bridges.				
5. West Inflatable Specialists, Inc./Elizabeth	5,461		Marine life saving & diving equipment.				
Total of Above	\$ 57,146		(43.4% of total awards over \$10,000)				

MAP NO. 55

WISCONSIN



WISCONSIN

FISCAL YEAR 1982

(DOLLARS IN THOUSANDS)

Personnel/Expenditures	Total	Army	Navy & Marine Corps	Air Force	Other Defense Activities
I. Personnel - Total	3,840	2,439	359	881	161
Active Duty Military	921	482	305	134	-
Civilian	2,919	1,957	54	747	161
II. Expenditures - Total	\$ 1,103,329	\$ 492,522	\$ 261,048	\$ 183,893	\$ 165,866
A. Payroll Outlays - Total	233,980	135,923	33,091	61,156	3,810
Active Duty Military Pay	20,183	12,569	4,971	2,643	-
Civilian Pay	59,112	39,714	1,302	14,286	3,810
Reserve & National Guard Pay	63,333	46,848	4,810	11,675	-
Retired Military Pay	91,352	36,792	22,008	32,552	-
B. Prime Contracts Over \$10,000 - Total	869,349	356,599	227,957	122,737	162,056
Supply Contracts	803,678	317,834	221,853	113,151	150,840
R&D Contracts	7,493	3,086	3,899	413	95
Service Contracts	46,412	23,986	2,205	9,100	11,121
Construction Contracts	5,120	5,047	-	73	-
Civil Function Contracts	6,646	6,646	-	-	-



Major Locations of Expenditures	Expenditures			Major Locations of Personnel	Military and Civilian Personnel		
	Total	Payroll Outlays	Prime Contracts		Total	Active Duty Military	Civilian
Milwaukee	\$ 210,193	\$ 33,479	\$ 176,714	Milwaukee	1,210	364	846
Oshkosh	189,031	3,836	185,195	Camp McCoy	1,068	117	951
Sturgeon Bay	143,291	1,814	141,477	Madison	427	89	338
Oak Creek	66,361	712	65,649	Camp Williams	137	-	137
Camp McCoy	47,620	44,806	2,814	Fountain City	116	-	116
Madison	45,760	14,880	30,880	Green Bay	57	43	14
Marinette	36,238	700	35,538	Sturgeon Bay	46	6	40
Waukesha	29,882	1,612	28,270	Kewaunee	40	-	40
Janesville	20,320	1,555	18,765	Wausau	37	16	21
Appleton	20,315	2,605	17,710	La Crosse	31	30	1

Prime Contracts Over \$10,000	Total	Army	Navy & Marine Corps	Air Force	Other Defense Activities
Fiscal Year 1982	\$ 869,349	\$ 356,599	\$ 227,957	\$ 122,737	\$ 162,056
Fiscal Year 1981	606,661	191,614	154,415	78,459	182,173
Fiscal Year 1980	377,565	110,261	65,467	76,025	125,812

Top Five Contractors (Awards Over \$10,000)/ Major Locations of Performance	Total Amount	Major Areas of Work
1. Oshkosh Truck Co./Oshkosh	\$ 182,747	Trucks; fire fighting equipment.
2. Peterson Builders, Inc./Sturgeon Bay	140,965	Mine sweepers & salvage vessels.
3. General Motors Corp./Oak Creek	57,258	Aircraft components.
4. Industrial Fuel Oil, Inc./Milwaukee	46,205	Petroleum.
5. Astronatics Corp. of America/Milwaukee	33,959	Aircraft components; software.
Total of Above	\$ 461,134	(53.0% of total awards over \$10,000)

MAP NO. 56

WYOMING



TYPE	ARMY	NAVY	AF
AIR BASE	⊕	⊛	⊠
HOSPITAL	⊙	⊠	⊠
SHIPYARDS & INDUSTRIAL	⊙	⊠	⊠
OTHER (HQS.; TRAINING; ETC.)	⊙	⊠	⊠
DEPOT & SUPPLY	⊙	⊠	⊠

WYOMING

FISCAL YEAR 1982

(DOLLARS IN THOUSANDS)

Personnel/Expenditures	Total	Army	Navy & Marine Corps	Air Force	Other Defense Activities
I. Personnel - Total	4,564	200	7	4,281	76
Active Duty Military	3,693	36	7	3,650	-
Civilian	871	164	-	631	76
II. Expenditures - Total	\$ 196,662	\$ 14,792	\$ 5,489	\$ 96,060	\$ 80,321
A. Payroll Outlays - Total	107,599	13,664	4,872	86,978	2,085
Active Duty Military Pay	58,487	1,012	115	57,360	-
Civilian Pay	17,015	3,526	-	11,404	2,085
Reserve & National Guard Pay	5,945	3,089	334	2,522	-
Retired Military Pay	26,152	6,037	4,423	15,692	-
B. Prime Contracts Over \$10,000 - Total	89,063	1,128	617	9,082	78,236
Supply Contracts	79,381	655	368	122	78,236
R&D Contracts	357	48	249	60	-
Service Contracts	9,042	222	-	8,820	-
Construction Contracts	80	-	-	80	-
Civil Function Contracts	203	203	-	-	-

Major Locations of Expenditures	Expenditures			Major Locations of Personnel	Military and Civilian Personnel		
	Total	Payroll Outlays	Prime Contracts		Total	Active Duty Military	Civilian
Francis F. Warren AFB	\$ 74,885	\$ 67,953	\$ 6,932	Francis F. Warren AFB	4,134	3,609	525
Newcastle	58,384	241	58,143	Cheyenne	288	26	262
Cheyenne	35,894	20,996	14,898	Guernsey	36	-	36
Casper	7,968	2,834	5,134	Laramie	23	16	7
Laramie	3,145	2,729	416	Boulder	17	17	-
Sheridan	2,187	1,600	587	Casper	14	5	9
Riverton	1,103	460	643	Pinedale	11	11	-
Guernsey	1,080	1,080	-	Sheridan	9	4	5
Pine Bluffs	1,032	51	981	Cody	4	1	3
Wheatland	719	424	295	Powell	4	3	1

Prime Contracts Over \$10,000	Total	Army	Navy & Marine Corps	Air Force	Other Defense Activities
Fiscal Year 1982	\$ 89,063	\$ 1,128	\$ 617	\$ 9,082	\$ 78,236
Fiscal Year 1981	64,030	2,609	214	10,401	50,806
Fiscal Year 1980	33,295	697	412	5,177	27,009

Top Five Contractors (Awards Over \$10,000)/ Major Locations of Performance	Total Amount	Major Areas of Work
1. Wyoming Refining Co./Newcastle	\$ 58,124	Petroleum.
2. AMF, Inc./Cheyenne	12,717	Individual equipment.
3. Little America Refining Co./Casper	4,543	Petroleum.
4. Consolidated Construction Co./Warren AFB	1,334	Maintenance & repair of troop housing & airfield struct.
5. Cheyenne Light Fuel & Power Co./Warren AFB	1,141	Gas utilities.
Total of Above	\$ 77,859	(87.4% of total awards over \$10,000)

KEY TO ABBREVIATIONS

AAA.....Army Antiaircraft	MECH.....Mechanical
AAF.....Army Airfield	MED.....Medical
AB.....Air Base	MIL.....Military
ACFT.....Aircraft	MIL RES.....Military Reservation
ACCTG.....Accounting	MOB.....Mobilization
ACT.....Activity	MOD.....Modification
ADM.....Administration	MSC.....Military Sealift Command
ADP.....Automated Data Processing	MT, MTN.....Mountain
ADPE.....Automated Data Processing Equipment	MUN.....Municipal
AF.....Air Force	N.....No Airfield
AFB.....Air Force Base	NAF.....Naval Airfield
AFS.....Air Force Station	NAS.....Naval Air Station
AGB.....Air Guard Base	Nat Guard...National Guard
AMMO.....Ammunition	Nat'l Guard..National Guard
AMPHIB.....Amphibious	NAV.....Naval
ALT.....Alterations	NAVAIRREWORKFAC..... Naval Air Rework Facility
ANG.....Air National Guard	NAVCAMS.....Naval Communication Area Master Station
ANX.....Annex	NAVCOMMSTA..Naval Communication Station
APT.....Airport	NAVELEXSYSENGCER..... Naval Electronics Systems Engineering Center
AUX.....Auxiliary	NAVFACENGCEN..... Naval Facilities Engineering Command
AV.....Aviation	NAVIG.....Navigation
BN.....Battalion	NAVHAG.....Naval Magazine
CHEM.....Chemical	NAVPHIBASE..Naval Amphibious Base
CO.....Company	NAVSECGRUACT..... Naval Security Group Activity
COMM.....Communication	NAVWPNSTA...Naval Weapons Station
COMMSTA.....Communications Station	NO.....Number
COMP.....Components	NORAD.....North American Air Defense Command
CONST.....Construction	NRMC.....Naval Regional Medical Center
CONTR.....Contractor	NSC.....Naval Supply Center
CMD.....Command	DFC.....Office
CTR.....Center	UP.....Operated
DEF.....Defense	ORD.....Ordnance
DET.....Detachment	PAC.....Pacific
DEV.....Development	PERS.....Personnel
DIV.....Division	PROV GRNDS..Proving Grounds
DoD.....Department of Defense	PT.....Point
ED.....Education	PUR.....Public
ELEC.....Electronic	PWC.....Public Works Center
ENG.....Engineer	QM.....Quartermaster
ENGRG.....Engineering	R & D.....Research and Development
EQUIP.....Equipment	REG.....Regional
EWS.....Early Warning Station	REP.....Representative
EX.....Excess	RES.....Reserve, Reservation
FAC.....Facility	RSCH.....Research
FIN.....Finance	SATCOMM.....Satellite Communication
FIRG.....Firing	SCH.....School
FLD.....Field	SIG.....Signal
FLT.....Flight	SPT.....Support
FOR.....Force	ST.....Site
FT.....Fort	STA.....Station
GEN.....General	STRAT.....Strategic
GOVT.....Government	SUP.....Supply
GP.....Group	SVCS.....Services
GRP.....Group	SYS.....Systems
HQ.....Headquarters	TACT.....Tactical
IN.....Inactive	TECH.....Technical
IND.....Industrial	TERM.....Terminal
INST.....Installation	TRNG.....Training
INTEL.....Intelligence	TVOR.....Terminal Visual Omrange
INT, INTL.....International	UC.....Under Constr.
IS.....Island	USARC.....U.S. Army Reserve Center
LAB.....Laboratory	MKS.....Marks
LOG.....Logistics	WPN.....Weapons
MAINT.....Maintenance	
MC.....Marine Corps	
MCAGCC.....Marine Corps Air Ground Combat Center	
MCAS.....Marine Corps Air Station	
MDW.....Military District of Washington	

SECTION II

**INDEX OF MAJOR INSTALLATIONS
AND INDUSTRIAL FACILITIES**

INDEX OF MAJOR MILITARY INSTALLATIONS AND INDUSTRIAL FACILITIES	ACTIVITY CLASS						
	M A P N U M B E R	N O N I N D U S T R I A L	I N D U S T R I A L	I N D U S T R I A L	A C T I V E	S T A N D B Y	E X C E S S
NAME AND LOCATION							
<u>DEPARTMENT OF THE ARMY - MILITARY FUNCTIONS</u>							
Aberdeen Proving Ground, MD.....	23	X			X		
Adair, Camp, National Guard, Albany, OR.....	41	X			X		
Allen, Ethan, Firing Range, Underhill, VT.....	49			X	X		
Allen, Ethan, National Guard Air Base, Burlington, VT.....	49	X			X		
Aliamanu Military Reservation, Honolulu, HI.....	14	X			X		
Anniston Army Depot, AL.....	1	X			X		
Arlington Hall Station, DC Area.....	53	X			X		
Army Cold Regions Laboratory, Hanover, NH.....	32	X			X		
Army Materials and Mechanics Research Center, MA.....	24		X		X		
Ashland, Camp, National Guard, NE.....	30	X			X		
Atterbury Reserve Force Training Area, Edinburgh, IN..	17	X			X		
Badger Army Ammunition Plant, WI.....	55			X		X	
Baker, East Fort, CA.....	8	X			X		
Beaumont, William, Army Medical Center, TX.....	47	X			X		
Belvoir, Fort, DC Area.....	53	X			X		
Benning, Fort, GA.....	13	X			X		
Bliss, Fort, TX.....	47	X			X		
Bliss, Fort, Army Anti-Aircraft Range, NM.....	34	X			X		
Blue Grass Depot Activity, KY.....	20	X			X		
Bragg, Fort, NC.....	37	X			X		
Brooke Army Medical Center, TX.....	47	X			X		
Bullis, Camp, San Antonio, TX.....	47	X			X		
Cairns Army Ammunition Plant, AL.....	1	X			X		
Cameron Station, DC Area.....	53	X			X		
Campbell, Fort, KY.....	20	X			X		
Campbell, Fort, TN.....	46	X			X		
Carlisle Barracks, PA.....	42	X			X		
Carson, Fort, CO.....	9	X			X		
Catoosa National Guard Rifle Range, GA.....	13	X			X		
Chaffee, Fort, AR.....	4	X				X	
Clark, Camp, National Guard, Nevada, MO.....	28	X			X		
Columbus Defense Construction Support Center (DLA), OH	39	X			X		
Coosa River Storage Area, Talladega, AL.....	1	X			X		
Cornhusker Army Ammunition Plant, NE.....	30			X		X	
Crowder, Fort, National Guard, Joplin, MO.....	28	X			X		
Custer Reserve Force Training Center, Battlecreek, MI..	25	X			X		
Defense Personnel Support Center, Philadelphia, PA....	42	X			X		

INDEX OF MAJOR MILITARY INSTALLATIONS
AND INDUSTRIAL FACILITIES

NAME AND LOCATION

	M A P N U M B E R	ACTIVITY CLASS					
		N O N I N D I N D O P	I N D G O V T O P	N D C O N T R O P	A C T I V E	S T A N D B Y	E X C E S S
DEPARTMENT OF THE ARMY - MILITARY FUNCTIONS (cont.)							
Detrick, Fort, MD.....	23	X			X		
Detroit Arsenal, MI.....	25	X			X		
Detroit Arsenal Tank Plant, MI.....	25			X	X		
Devens, Fort, MA.....	24	Y			X		
Dix, Fort, NJ.....	33	X			X		
Douglas, Fort, UT.....	48	X				X	
Drum, Fort, NY.....	35	X				X	
Dugway Proving Grounds, UT.....	48	X			X		
Edgewood Arsenal, MD.....	23	X			X		
Eustis, Fort, VA.....	50	X			X		
First Army Recreation Area, Lewes, DE.....	11	X			X		
Fitzsimons Army Medical Center, CO.....	9	X			X		
Galeville Army Airport, NY.....	35	X			X		
Gerstle River Arctic Test Center, AK.....	2	X			X		
Gillem, Fort, GA.....	13	X			X		
Gordon, Fort, GA.....	13	X			X		
Grayling Army Air Field, National Guard, MI.....	25	X			X		
Greely, Fort, AK.....	2	X			X		
Green, Fort Nathaniel, Reserve Center, RI.....	43	X			X		
Green River Test Complex, UT.....	48	X			X		
Gruber, Camp, National Guard, Muskogee, OK.....	40	X			X		
Hamilton, Fort, NY.....	36	X			X		
Harrison, Fort Benjamin, IN.....	17	X			X		
Harrison, Fort William Henry, Natl Guard, Helena, MT..	29	X			X		
Harry Diamond Laboratory, DC Area.....	53		X		X		
Hastings National Guard Facility, NE.....	30	X			X		
Hawthorne Army Ammunition Plant, NV.....	31		X			X	
Hays Army Ammunition Plant, PA.....	42		X			X	
Headquarters, Fifth U.S. Army, TX.....	47	X			X		
Headquarters, First U.S. Army, MD.....	23	X			X		
Headquarters, Military District of Washington.....	53	X			X		
Headquarters, Sixth U.S. Army, (San Francisco), CA....	8	X			X		
Headquarters, U.S. Army Forces Command, GA.....	13	X			X		
Headquarters, U.S. Army Trng and Doctrine Command, VA..	51	X			X		
Hill, Fort A. P., VA.....	50	X			X		
Holston Army Ammunition Plant, TN.....	46			X	X		
Hood, Fort, TX.....	47	X			X		

INDEX OF MAJOR MILITARY INSTALLATIONS
AND INDUSTRIAL FACILITIES

NAME AND LOCATION	M A P N U M B E R	ACTIVITY CLASS						
		N O N I N D U S T R I A L	I N D U S T R I A L	N O N I N D U S T R I A L	I N D U S T R I A L	A C T I V E	S T A N D B Y	E X C E S S
DEPARTMENT OF THE ARMY - MILITARY FUNCTIONS (cont.)								
Houston, Fort Sam, TX.....	47	X				X		
Huachuca, Fort, AZ.....	3	X				X		
Huachuca, Fort, Gila Bend Area, AZ.....	3	X				X		
Huckleberry Creek Mountain Training Installation, WA...	52	X				X		
Hunter Army Airfield, GA.....	13	X				X		
Hunter Liggett, Fort, CA.....	5	X				X		
Indiana Army Ammunition Plant, IN.....	17			X		X		
Indiantown Gap, Fort, PA.....	42	X					X	
Iowa Army Ammunition Plant, IA.....	18		X			X		
Irwin, Fort, CA.....	5	X				X		
Jackson, Fort, SC.....	44	X				X		
Jefferson Proving Ground, IN.....	17		X			X		
Joliet Army Ammunition Plant, IL.....	16			X			X	
Kahuko Army Training Area, Wahiawa, HI.....	14	X				X		
Kansas Army Ammunition Plant, KS.....	19		X			X		
Kimana National Guard Training Area, Rupert, ID.....	15	X				X		
Knox, Fort, KY.....	20	X				X		
Kunia Field Station, HI.....	14	X				X		
Lake City Army Ammunition Plant, MO.....	28			X		X		
Lander National Guard Facility, WY.....	56	X				X		
Leavenworth, Fort, TX.....	19	X				X		
Lee, Fort, VA.....	50	X				X		
Letterkenny Army Depot, PA.....	42	X				X		
Letterman Army Medical Center, (San Francisco), CA....	8	X				X		
Lewis, Fort, WA.....	52	X				X		
Lexington-Blue Grass Depot Activity, KY.....	20	X				X		
Lima Army Tank Center, OH.....	39			X		X		
Lincoln County National Guard Center, ID.....	15	X				X		
Lompoc Disciplinary Barracks, CA.....	5	X					X	
Lone Star Army Ammunition Plant, TX.....	47			X		X		
Longhorn Army Ammunition Plant, TX.....	47			X		X		
Louisiana Army Ammunition Plant, LA.....	21			X		X		
Lovell National Guard Facility, WY.....	56	X				X		
MacCall, Camp, NC.....	37	X				X		
Madigan Army Medical Center, WA.....	52	X				X		
McAlester Army Ammunition Plant, OK.....	40		X			X		
McCain, Camp, National Guard, Grenada, MS.....	27	X				X		

INDEX OF MAJOR MILITARY INSTALLATIONS AND INDUSTRIAL FACILITIES	ACTIVITY CLASS						
	M A P N U M B E R	N O N I N D U S T R I A L	I N D U S T R I A L	I N D U S T R I A L	A C T I V E	S T A N D B Y	E X C E S S
NAME AND LOCATION							
DEPARTMENT OF THE ARMY - MILITARY FUNCTIONS (cont.)							
McClellan, Fort, AL.....	1	X			X		
McCoy, Fort, Sparta, WI.....	55	X			X		
McNair, Fort Lesley J., DC.....	53	X			X		
McPherson, Fort, GA.....	13	X			X		
Meade, Fort George G., MD.....	23	X			X		
Meade National Guard Facility, NE.....	30	X			X		
Memphis Defense Depot, TN.....	46	X			X		
Milan Army Ammunition Plant, TN.....	46			X	X		
Milan National Guard Facility, TN.....	46	X			X		
Military Ocean Terminal (Bayonne) NJ.....	33	X			X		
Military Ocean Terminal (Sunny Point), NC.....	37	X			X		
Military Personnel Center, DC Area.....	53	X			X		
Mississippi Army Ammunition Plant, MS.....	27			X	X		
Monmouth, Fort, NJ.....	33	X			X		
Monroe, Fort, VA.....	51	X			X		
Monterey, Presidio of, CA.....	5	X			X		
Myer, Fort, DC.....	53	X			X		
Natick Development Center Annex, MA.....	24	X			X		
Natick Research and Development Center, MA.....	24	X			X		
Navajo Depot Activity, AZ.....	3	X			X		
New Cumberland Army Depot, PA.....	42	X			X		
Newport Army Ammunition Plant, IN.....	17			X		X	
Oakland Army Base, CA.....	8	X			X		
Ogden Defense Depot, UT.....	48	X			X		
Ord, Fort, CA.....	5	X			X		
Phosphate Development Works, AL.....	1		X			X	
Picatunny Arsenal, NJ.....	33		X		X		
Pickett, Fort, Petersburg, VA.....	50	X			X		
Pine Bluff Arsenal, AR.....	4		X			X	
Pohakuloa Training Area, Hilo, HI.....	14	X			X		
Polk, Fort, LA.....	21	X			X		
Pueblo Depot Activity, CO.....	9	X			X		
Radford Army Ammunition Plant, VA.....	50		X	X			
Ravenna Army Ammunition Plant, OH.....	39			X		X	
Red River Army Depot, TX.....	47	X			X		
Redstone Arsenal, AL.....	1		X		X		
Richardson, Fort, AK.....	2	X			X		

INDEX OF MAJOR MILITARY INSTALLATIONS AND INDUSTRIAL FACILITIES	ACTIVITY CLASS						
	M A P N U M B E R	N O N I N D U S T R I A L	I N D U S T R I A L	I N D U S T R I A L	A C T I V E	S T A N D B Y	E X C E S S
NAME AND LOCATION							
DEPARTMENT OF THE ARMY - MILITARY FUNCTIONS (cont.)							
Richmond Defense Depot, VA.....	51	X			X		
Riley, Fort, KS.....	19	X			X		
Ritchie, Fort, MD.....	23	X			X		
Ritchie, Fort, Ravenrock Site, Waynesboro, PA.....	42	X			X		
Riverbank Army Ammunition Plant, CA.....	5			X	X		
Roberts, Camp, CA.....	5		X			X	
Rock Island Arsenal, IL.....	16		X		X		
Rocky Mountain Arsenal, CO.....	9		X		X		
Rucker, Fort, AL.....	1	X			X		
Sacramento Army Depot, CA.....	5	X			X		
Saginaw Army Aircraft Plant, TX.....	47			X	X		
St. Louis Area Support Center, IL.....	16	X			X		
St. Louis Army Ammunition Plant, MO.....	29			X		X	
San Francisco, Presidio of, CA.....	8	X			X		
Savanna Depot Activity, IL.....	16	X			X		
Schofield Barracks, HI.....	14	X			X		
Scranton Army Ammunition Plant, PA.....	42			X	X		
Seneca Army Depot, NY.....	35	X			X		
Shafter, Fort, HI.....	14	X			X		
Sharpe Army Depot, CA.....	5	X			X		
Shelby, Camp, National Guard, Hattiesburg, MS.....	27	X			X		
Sheridan, Fort, IL.....	16	X			X		
Sheridan National Guard Facility, WY.....	56	X			X		
Sherman, Camp, National Guard, Chillicothe, OH.....	39	X			X		
Sierra Army Depot, CA.....	5	X			X		
Sill, Fort, OK.....	40	X			X		
Snelling, Fort, Army Reserve Center, Minneapolis, MN..	26	X			X		
Stewart, Annex, Newburgh, NY(Anx to U.S. Mil. Academy)	35	X			X		
Stewart, Fort, GA.....	13	X			X		
Story, Fort, VA.....	51	X			X		
Stratford Army Engine Plant, CT.....	10		X			X	
Sunflower Army Ammunition Plant, KS.....	19			X		X	
Sunny Point Military Ocean Terminal, NC.....	37	X			X		
Sun Prairie Family Housing, WI.....	55	X			X		
Swift, Camp, National Guard, Austin, TX.....	47	X			X		
Tarheel Army Missile Plant, NC.....	37			X	X		
Tobyhanna Army Depot, PA.....	42	X			X		

INDEX OF MAJOR MILITARY INSTALLATIONS AND INDUSTRIAL FACILITIES	M A P N U M B E R	ACTIVITY CLASS					
		N O N I N D U S T R I A L	I N D U S T R I A L	I N D U S T R I A L	I N D U S T R I A L	S E R V I C E	E X C E S S
NAME AND LOCATION							
DEPARTMENT OF THE ARMY - MILITARY FUNCTIONS(concluded)							
Tooele Army Depot, UT.....	48	X			X		
Totten, Fort, NY.....	36		X		X		
Tripler Army Medical Center, HI.....	14	X			X		
Twin Cities Army Ammunition Plant, MN.....	26			X		X	
Umatilla Depot Activity, OR.....	41	X			X		
U.S. Military Academy, NY.....	35	X			X		
Vint Hill Farms Station, VA.....	50	X			X		
Volunteer Army Ammunition Plant, TN.....	46			X		X	
Wadsworth, Fort, NY.....	36		X				
Wainwright, Fort, AK.....	2	X			X		
Walter Reed Army Medical Center, DC.....	53	X			X		
Watervliet Arsenal, NY.....	35		X		X		
Weldon Springs Chemical Plant, MO.....	28		X			X	
Weldon Springs Reserve Forces Trng Installation, MO...	28	X			X		
West Point Military Reservation, NY.....	35	X			X		
West Silver Spring Army Reserve Complex, Milwaukee, WI	55	X			X		
White Sands Missile Range, NM.....	34	X			X		
Williams, Camp, National Guard, UT.....	48	X			X		
Wingate Depot Activity, NM.....	34	X			X		
Wood, Fort Charles, Monmouth, NJ.....	33	X			X		
Wood, Fort Leonard, MO.....	28	X			X		
Yakima Firing Center, WA.....	52	X			X		
Yuma Proving Ground, AZ.....	3	X			X		
DEPARTMENT OF THE NAVY - MILITARY FUNCTIONS							
Bureau of Medicine and Surgery, Washington, DC.....	53	X			X		
Chief of Naval Education and Training, Pensacola, FL..	12	X			X		
Chief of Naval Reserve, New Orleans, LA.....	21	X			X		
Commander in Chief, U.S. Pacific Fleet, Pearl Harbor, HI.....	14	X			X		
Commander in Chief, U.S. Atlantic Fleet, Norfolk, VA..	51	X			X		
Fleet Anti-Submarine Warfare Training Center Pacific, San Diego CA.....	7	X			X		
Fleet Combat Training Center Atlantic, Dam Neck, VA...	51	X			X		
Fleet Combat Training Center Pacific, San Diego, CA...	7		X		X		
Fleet Material Support Office, Mechanicsburg, PA.....	42	X			X		

INDEX OF MAJOR MILITARY INSTALLATIONS AND INDUSTRIAL FACILITIES	ACTIVITY CLASS						
	M A P N U M B E R	N O N I N D U S T R I A L	I N D U S T R I A L	I N D U S T R I A L	A C T I V E	S T A N D B Y	E X C E S S
NAME AND LOCATION							
DEPARTMENT OF THE NAVY - MILITARY FUNCTIONS (cont)							
Fleet Training Center, Mayport, FL.....	12	X			X		
Fleet Training Center, Norfolk, VA.....	51	X			X		
Fleet Training Center, San Diego, CA.....	7		X		X		
Hercules Powder-Bacchus Works, UT.....	48			X	X		
Marine Barracks, Washington, DC.....	53	X			X		
Marine Corps Air Facility, Quantico, VA.....	50	X			X		
Marine Corps Air Station El Toro, Santa Ana, CA.....	6		X		X		
Marine Corps Air Station, Kaneohe Bay, Oahu Island, HI	14	X			X		
Marine Corps Air Station (Helicopter), New River, Jacksonville, NC.....	37	X			X		
Marine Corps Air Station (Helicopter), Tustin, CA.....	6	X			X		
Marine Corps Air Station, Beaufort, SC.....	44	X			X		
Marine Corps Air Station, Cherry Point, NC.....	37	X			X		
Marine Corps Air Station, Yuma, AZ.....	3	X			X		
Marine Corps Air-Ground Combat Center, Twentynine Palms, CA.....	5	X			X		
Marine Corps Automated Services Center, Kansas City, MO	28	X			X		
Marine Corps Base, Camp Lejeune, NC.....	37	X			X		
Marine Corps Base, Camp Pendleton, CA.....	5	X			X		
Marine Corps Camp Elmore, Norfolk, VA.....	51	X			X		
Marine Corps Camp H. M. Smith, Halawa Heights, HI.....	14	X			X		
Marine Corps Development and Education Command, Quantico, VA.....	50	X			X		
Marine Corps Finance Center, Kansas City, MO.....	28	X			X		
Marine Corps Headquarters, Arlington, VA.....	53	X			X		
Marine Corps Logistics Base, Albany, GA.....	13		X		X		
Marine Corps Logistics Base, Barstow, CA.....	5		X		X		
Marine Corps Recruit Depot, Parris Island, SC.....	44	X			X		
Marine Corps Recruit Depot, San Diego, CA.....	7	X			X		
Military Sealift Command Atlantic, Bayonne, NJ.....	33		X		X		
Military Sealift Command Pacific, Oakland, CA.....	8		X		X		
Military Sealift Command, Washington, DC.....	53	X			X		
Naval Academy, Annapolis, MD.....	23	X			X		
Naval Aerospace and Regional Medical Center, Pensacola, FL.....	12	X			X		
Naval Air Development Center, Warminster, PA.....	42		X		X		
Naval Air Engineering Center, Lakehurst, NJ.....	33	X			X		

INDEX OF MAJOR MILITARY INSTALLATIONS AND INDUSTRIAL FACILITIES	ACTIVITY CLASS						
	M A P N U M B E R	N O N I N D U S T R I A L	I N D U S T R I A L	I N D U S T R I A L	A C T I V E	S T A N D B Y	E X C E S S
NAME AND LOCATION							
DEPARTMENT OF THE NAVY - MILITARY FUNCTIONS (cont)							
Naval Air Facility Andrews AFB, Camp Springs, MD.....	53	X			X		
Naval Air Facility, Detroit, Mt Clemens, MI.....	25	X			X		
Naval Air Facility, El Centro, CA.....	5	X			X		
Naval Air Propulsion Center, Trenton, NJ.....	33		X		X		
Naval Air Rework Facility, Alameda, CA.....	8		X		X		
Naval Air Rework Facility, Cherry Point, NC.....	37		X		X		
Naval Air Rework Facility, Jacksonville, FL.....	12		X		X		
Naval Air Rework Facility, Norfolk, VA.....	51		X		X		
Naval Air Rework Facility, North Island, San Diego, CA	7		X		X		
Naval Air Rework Facility, Pensacola, FL.....	12		X		X		
Naval Air Station, Oceana, Virginia Beach, VA.....	51	X			X		
Naval Air Station, Alameda, CA.....	8	X			X		
Naval Air Station, Atlanta, Marietta, CA.....	13	X			X		
Naval Air Station, Barbers Point, HI.....	14	X			X		
Naval Air Station, Brunswick, ME.....	22	X			X		
Naval Air Station, Cecil Field, FL.....	12	X			X		
Naval Air Station, Chase Field, Beeville, TX.....	47	X			X		
Naval Air Station, Corpus Christi, TX.....	47	X			X		
Naval Air Station, Dallas, TX.....	47	X			X		
Naval Air Station, Fallon, NV.....	31	X			X		
Naval Air Station, Glenview, IL.....	16	X			X		
Naval Air Station, Jacksonville, FL.....	12	X			X		
Naval Air Station, Key West, FL.....	12	X			X		
Naval Air Station, Kingsville, TX.....	47	X			X		
Naval Air Station, Lemoore, CA.....	5	X			X		
Naval Air Station, Memphis, Millington, TN.....	46	X			X		
Naval Air Station, Meridian, MS.....	27	X			X		
Naval Air Station, Miramar, San Diego, CA.....	7	X			X		
Naval Air Station, Moffett Field, CA.....	8	X			X		
Naval Air Station, New Orleans, LA.....	21	X			X		
Naval Air Station, Norfolk, VA.....	51	X			X		
Naval Air Station, North Island, San Diego, CA.....	7	X			X		
Naval Air Station, Patuxent River, MD.....	23	X			X		
Naval Air Station, Pensacola, FL.....	12	X			X		
Naval Air Station, Point Mugu, CA.....	5	X			X		
Naval Air Station, South Weymouth, MA.....	24	X			X		
Naval Air Station, Whidbey Island, Oak Harbor, WA.....	52	X			X		

INDEX OF MAJOR MILITARY INSTALLATIONS AND INDUSTRIAL FACILITIES	ACTIVITY CLASS						
	M A P N U M B E R	N O N I N D U S T R I A L	I N D U S T R I A L	N O N I N D U S T R I A L	A C T I V E	S T A N D B Y	E X C E S S
NAME AND LOCATION							
DEPARTMENT OF THE NAVY - MILITARY FUNCTIONS (cont)							
Naval Air Station, Whiting Field, Milton, FL.....	12	X			X		
Naval Air Station, Willow Grove, PA.....	42	X			X		
Naval Air Systems Command Headquarters, Arlington, VA.	53	X			X		
Naval Air Technical Training Center, Millington, TN...	46	X			X		
Naval Air Text Center, Patuxent River, MD.....	23	X			X		
Naval Amphibious Base, Coronado, San Diego, CA.....	7	X			X		
Naval Amphibious Base, Little Creek, Norfolk, VA.....	51	X			X		
Naval Audiovisual Center, Washington, DC.....	53	X			X		
Naval Aviation Logistics Center, Patuxent River, MD...	23	X			X		
Naval Aviation Supply Office, Philadelphia, PA.....	42	X			X		
Naval Avionics Center, Indianapolis, IN.....	17		X		X		
Naval Coastal System Center, Panama City, FL.....	12		X		X		
Naval Communication Area Master Station Atlantic, Norfolk, VA.....	51	X			X		
Naval Communication Area Master Station EASTPAC, Wahiawa, HI.....	14	X			X		
Naval Communication Station, San Diego, CA.....	7	X			X		
Naval Communication Station, Stockton, CA.....	8	X			X		
Naval Communication Unit Cutler, East Machias, ME.....	22	X			X		
Naval Communication Unit Washington, Cheltenham, MD...	53	X			X		
Naval Construction Battalion Center, Davisville, RI...	43	X			X		
Naval Construction Battalion Center, Gulfport, MS.....	27	X			X		
Naval Construction Battalion Center, Port Heuneme, CA.	5	X			X		
Naval Data Automation Command, Navy Yard, Washington, DC.....	53	X			X		
Naval District Washington Headquarters, Washington, DC	53	X			X		
Naval Education and Training Center, Newport, RI.....	43	X			X		
Naval Education Training Program Development Center, Pensacola, FL.....	12	X			X		
Naval Electronic Systems Command Headquarters, Arlington, VA.....	53	X			X		
Naval Electronic Systems Engineering Center, San Diego, CA.....	7	X			X		
Naval Facilities Engineering Command, Atlantic Div, Norfolk, VA.....	51	X			X		
Naval Facilities Engineering Command, Chesapeake Div, Washington, DC.....	53	X			X		

INDEX OF MAJOR MILITARY INSTALLATIONS AND INDUSTRIAL FACILITIES	ACTIVITY CLASS						
	M A P N U M B E R	N O N I N D U S T R I A L	I N D U S T R I A L	I N D U S T R I A L	A C T I V E	S T A N D B Y	E X C E S S
NAME AND LOCATION							
DEPARTMENT OF THE NAVY - MILITARY FUNCTIONS (cont)							
Naval Facilities Engineering Command, Headquarters, Alexandria, VA.....	53	X			X		
Naval Facilities Engineering Command, Northern Div, Philadelphia, PA.....	42	X			X		
Naval Facilities Engineering Command, Pacific Div, Pearl Harbor, HI.....	14	X			X		
Naval Facilities Engineering Command, Southern Div, Charleston, SC.....	44	X			X		
Naval Facilities Engineering Command, Western Div, San Bruno, CA.....	8	X			X		
Naval Facility, Adak, AK.....	2	X			X		
Naval Facility, Barbers Point, HI.....	14	X			X		
Naval Facility, Centerville Beach, Ferndale, CA.....	5	X			X		
Naval Facility, Coos Head, Charleston, OR.....	41	X			X		
Naval Facility, Pacific Beach, WA.....	52	X			X		
Naval Facility, Point Sur, Big Sur, CA.....	5	X			X		
Naval Facility, San Nicolas Island, CA.....	13	X			X		
Naval Guided Missile School Dam Neck, Virginia Beach, VA.....	51	X			X		
Naval Hospital, Beaufort, SC.....	44	X			X		
Naval Intelligence Command Headquarters, Suitland, MD.	53	X			X		
Naval Intelligence Support Center, Suitland, MD.....	53	X			X		
Naval Magazine, Laulaulei, HI.....	14	X			X		
Naval Material Command, Arlington, VA.....	53	X			X		
Naval Medical Command, National Capitol Region, Bethesda, MD.....	53	X			X		
Naval Military Personnel Command, Arlington, VA.....	53	X			X		
Naval Nuclear Power Training Unit, Ballston Spa, NY...	35	X			X		
Naval Nuclear Power Training Unit, Idaho Falls, ID....	15	X			X		
Naval Nuclear Power Training Unit, Windsor, CT.....	10	X			X		
Naval Observatory Flagstaff Station, Flagstaff, AZ....	3	X			X		
Naval Observatory, Washington, DC.....	53	X			X		
Naval Ocean System Center, San Diego, CA.....	7		X		X		
Naval Oceanography Command, NSTL Station, MS.....	27	X			X		
Naval Oceanographic Office, NSTL Station, MS.....	27	X			X		
Naval Ordnance Station, Indian Head, MD.....	23		X		X		
Naval Ordnance Station, Louisville, KY.....	20		X		X		

INDEX OF MAJOR MILITARY INSTALLATIONS AND INDUSTRIAL FACILITIES	M A P N U M B E R	ACTIVITY CLASS				
		N O N I N D U S T R I A L	I N D U S T R I A L	I N D U S T R I A L	I N D U S T R I A L	S T A N D B Y
NAME AND LOCATION						
DEPARTMENT OF THE NAVY - MILITARY FUNCTIONS (cont)						
Naval Postgraduate School, Monterey, CA.....	5	X			X	
Naval Publications and Forms Center, Philadelphia, PA..	42		X		X	
Naval Radio Station Jim Creek, Oso, WA.....	52	X			X	
Naval Radio Station, R, Sugar Grove, WV.....	54	X			X	
Naval Recruit Training Command, Great Lakes, IL.....	16	X			X	
Naval Recruit Training Command, Orlando, FL.....	12	X			X	
Naval Recruit Training Command, San Diego, CA.....	7	X			X	
Naval Regional Medical Center, Bremerton, WA.....	52	X			X	
Naval Regional Medical Center, Camp Lejeune, NC.....	37	X			X	
Naval Regional Medical Center, Camp Pendleton, CA.....	5	X			X	
Naval Regional Medical Center, Charleston, SC.....	44	X			X	
Naval Regional Medical Center, Corpus Christi, TX.....	47	X			X	
Naval Regional Medical Center, Great Lakes, IL.....	16	X			X	
Naval Regional Medical Center, Jacksonville, FL.....	12	X			X	
Naval Regional Medical Center, Long Beach, CA.....	6	X			X	
Naval Regional Medical Center, Memphis, Millington, TN	46	X			X	
Naval Regional Medical Center, New Orleans, LA.....	21	X			X	
Naval Regional Medical Center, Newport, RI.....	43	X			X	
Naval Regional Medical Center, Oakland, CA.....	8	X			X	
Naval Regional Medical Center, Orlando, FL.....	12	X			X	
Naval Regional Medical Center, Philadelphia, PA.....	42	X			X	
Naval Regional Medical Center, Portsmouth, VA.....	51	X			X	
Naval Regional Medical Center, San Diego, CA.....	7	X			X	
Naval Research Laboratory, Washington, DC.....	53		X		X	
Naval Sea Systems Command Headquarters, Arlington, VA.	53	X			X	
Naval Security Group Activity, Ajak, AK.....	2	X			X	
Naval Security Group Activity, Homestead, FL.....	12	X			X	
Naval Security Group Activity, Northwest, Chesapeake, VA.....	51	X			X	
Naval Security Group Activity, Skaggs Island, Sonoma, CA.....	8	X			X	
Naval Security Group Activity, Winter Harbor, ME.....	22	X			X	
Naval Security Group Command Headquarters, Washington, DC.....	53	X			X	
Naval Ship Res and Development Center, Detachment, Annapolis, MD.....	23	X			X	
Naval Ship Res and Development Center, Bethesda, MD...	53	X			X	

INDEX OF MAJOR MILITARY INSTALLATIONS AND INDUSTRIAL FACILITIES	ACTIVITY CLASS						
	M A P N U M B E R	N O N I N D	I N D G O V T O P	I N D C O N T R O P	A C T I V E	S T A N D B Y	E X C E S S
NAME AND LOCATION							
DEPARTMENT OF THE NAVY - MILITARY FUNCTIONS (cont)							
Naval Ship Weapon Systems Engineering Station, Port Hueneme, CA.....	5		X		X		
Naval Ship Systems Engineering Station, Philadelphia, PA.....	42		X		X		
Naval Shipyard, Mare Island, Vallejo, CA.....	8		X		X		
Naval Shipyard, Norfolk, Portsmouth, VA.....	51		X		X		
Naval Shipyard, Charleston, SC.....	44		X		X		
Naval Shipyard, Long Beach, CA.....	6		X		X		
Naval Shipyard, Pearl Harbor, HI.....	14		X		X		
Naval Shipyard, Philadelphia, PA.....	42		X		X		
Naval Shipyard, Portsmouth, Kittery, ME.....	22		X		X		
Naval Shipyard Puget Sound, Bremerton, WA.....	52	X			X		
Naval Station, Adak, AK.....	2	X			X		
Naval Station, Annapolis, MD.....	23	X			X		
Naval Station, Charleston, SC.....	44	X			X		
Naval Station, Long Beach, CA.....	6	X			X		
Naval Station, Mayport, FL.....	12	X			X		
Naval Station, New York, Brooklyn, NY.....	36	X			X		
Naval Station, Norfolk, VA.....	51	X			X		
Naval Station, Pearl Harbor, HI.....	14	X			X		
Naval Station, Philadelphia, PA.....	42	X			X		
Naval Station, San Diego, CA.....	7	X			X		
Naval Station, Seattle, WA.....	52	X			X		
Naval Station, Treasure Island, San Francisco, CA.....	8	X			X		
Naval Submarine Base, New London, Groton, CT.....	10	X			X		
Naval Submarine Base, Pearl Harbor, HI.....	14	X			X		
Naval Submarine Base, Bangor, WA.....	52	X			X		
Naval Submarine Base, Kings Bay, GA.....	13	X			X		
Naval Submarine Base, San Diego, CA.....	7	X			X		
Naval Submarine Medical Center, New London, Groton, CT	10	X			X		
Naval Submarine School, New London, Groton, CT.....	10	X			X		
Naval Submarine Support Facility, New London, Groton, CT.....	10	X			X		
Naval Supply Center, Cheatham Annex, Williamsburg, VA.	50	X			X		
Naval Supply Center, Puget Sound, Bremerton, WA.....	52	X			X		
Naval Supply Center, Charleston, SC.....	44	X			X		
Naval Supply Center, Jacksonville, FL.....	12	X			X		

INDEX OF MAJOR MILITARY INSTALLATIONS AND INDUSTRIAL FACILITIES	ACTIVITY CLASS						
	M A P N U M B E R	N O N I N D U S T R I A L	I N D U S T R I A L	I N D U S T R I A L	A C T I V E	S T A N D B Y	E X C E S S
NAME AND LOCATION							
DEPARTMENT OF THE NAVY - MILITARY FUNCTIONS (cont)							
Naval Supply Center, Norfolk, VA.....	51	X			X		
Naval Supply Center, Oakland, CA.....	8	X			X		
Naval Supply Center, Pearl Harbor, HI.....	14	X			X		
Naval Supply Center, San Diego, CA.....	7	X			X		
Naval Supply Corps School, Athens, GA.....	13	X			X		
Naval Supply Systems Command Headquarters, Arlington, VA.....	53	X			X		
Naval Support Activity, New Orleans, LA.....	21	X			X		
Naval Support Center, Crane, IN.....	17	X			X		
Naval Surface Weapons Center, Dahlgren, VA.....	50	X			X		
Naval Surface Weapons Center, White Oak Laboratory, Silver Spring, MD.....	53		X		X		
Naval Technical Training Center, Corry Station, Pensacola, FL.....	12	X			X		
Naval Telecommunications Command Headquarters, Washington, DC.....	53	X			X		
Naval Training Center, Great Lakes, IL.....	16	X			X		
Naval Training Center, Orlando, FL.....	12	X			X		
Naval Training Center, San Diego, CA.....	7	X			X		
Naval Training Equipment Center, Orlando, FL.....	12	X			X		
Naval Undersea Warfare Engineering Station, Keyport, WA.....	52		X		X		
Naval Underwater Systems Center, Newport, RI.....	43		X		X		
Naval Underwater Systems Center, Detachment, New London, Groton, CT.....	10	X			X		
Naval War College, Newport, RI.....	43	X			X		
Naval Weapons Center, China Lake, CA.....	5		X		X		
Naval Weapons Center Annex, Corona, CA.....	6		X		X		
Naval Weapons Station, Charleston, SC.....	44		X		X		
Naval Weapons Station, Concord, CA.....	8		X		X		
Naval Weapons Station, Colts Neck, Earle, NJ.....	33		X		X		
Naval Weapons Station, Seal Beach, CA.....	6		X		X		
Naval Weapons Station, Yorktown, VA.....	50		X		X		
Naval Weapons Support Center, Crane, IN.....	17	X			X		
Navy Accounting and Finance Center, Arlington, VA.....	53	X			X		
Navy Finance Center, Cleveland, OH.....	39	X			X		
Navy Public Works Center, Great Lakes, IL.....	16		X		X		

INDEX OF MAJOR MILITARY INSTALLATIONS AND INDUSTRIAL FACILITIES	M A P N U M B E R	ACTIVITY CLASS				
		N O N I N D U S T R I A L	I N D U S T R I A L	I N D U S T R I A L	A C T I V E	S T A N D B Y
NAME AND LOCATION						
DEPARTMENT OF THE NAVY - MILITARY FUNCTIONS(concluded)						
Navy Public Works Center, Norfolk, VA.....	51		X		X	
Navy Public Works Center, Pearl Harbor, HI.....	14		X		X	
Navy Public Works Center, Pensacola, FL.....	12		X		X	
Navy Public Works Center, San Diego, CA.....	7		X		X	
Navy Public Works Center, San Francisco Bay, Oakland, CA.....	8		X		X	
Navy Ships Parts Control Center, Mechanicsburg, PA....	42	X			X	
Ordnance Industrial Reserve Plant-Minneapolis, Fridley, MN.....	26			X	X	
Pacific Missile Range Facility, Barking Sands, Kekaha, Kauai, HI.....	14	X			X	
Pacific Missile Test Center, Point Mugu, CA.....	5		X		X	
Polaris Missile Facility, Atlantic, Charleston, SC....	44		X		X	
Postgraduate School, Monterey, CA.....	5	X			X	
Service Command School, Great Lakes, IL.....	16	X			X	
Service Command School, Orlando, FL.....	12	X			X	
Service Command School, San Diego, CA.....	7	X			X	
Strategic Weapons Facility Pacific, Bremerton, WA....	52		X		X	
TRIDENT Refit Facility, Bangor, Bremerton, WA.....	52	X			X	
Weapons Industrial Reserve Plant, Bethpage, NY.....	35			X	X	
Weapons Industrial Reserve Plant, Dallas, TX.....	47			X	X	
Weapons Industrial Reserve Plant, Pittsfield, MA.....	24			X	X	
Weapons Industrial Reserve Plant, Pomona, CA.....	6			X	X	
Weapons Industrial Reserve Plant-Sunnyvale, San Jose, CA.....	8			X	X	
DEPARTMENT OF THE AIR FORCE - MILITARY FUNCTIONS						
Air Force Plant No. 3, Tulsa, OK.....	40			X	X	
Air Force Plant No. 4, Fort Worth, TX.....	47			X	X	
Air Force Plant No. 6, Marietta, GA.....	13			X	X	
Air Force Plant No. 19, San Diego, CA.....	7			X	X	
Air Force Plant No. 28, Everett, MA.....	24			X	X	
Air Force Plant No. 29, Lynn, MA.....	24			X	X	
Air Force Plant No. 36, Evandale, OH.....	39			X	X	
Air Force Plant No. 38, Modeltown, NY.....	35			X	X	

INDEX OF MAJOR MILITARY INSTALLATIONS AND INDUSTRIAL FACILITIES	ACTIVITY CLASS						
	M A P N U M B E R	N O N I N D	I N D G O V T	I N D C O N T R O L	A C T I V E	S T A N D B Y	E X C E S S
NAME AND LOCATION							
DEPARTMENT OF THE AIR FORCE - MILITARY FUNCTIONS(cont)							
Air Force Plant No. 42, Production Flight Test Installation, Palmdale, CA.....	6			X	X		
Air Force Plant No. 44, Tucson, AZ.....	3			X	X		
Air Force Plant No. 47, Cleveland, OH.....	39			X	X		
Air Force Plant No. 49, Buffalo, NY.....	35			X	X		
Air Force Plant No. 50, Halethorpe, MD.....	23			X	X		
Air Force Plant No. 59, Binghamton, NY.....	35			X	X		
Air Force Plant No. 63, North Grafton, MA.....	24			X	X		
Air Force Plant No. 78, Corinne, UT.....	48			X	X		
Air Force Plant No. 83, Albuquerque, NM.....	34			X	X		
Air Force Plant No. 84, St. Louis, MO.....	28			X	X		
Altus Air Force Base, OK.....	40	X			X		
Andrews Air Force Base, DC Area.....	53	X			X		
Arnold Engineering Development Center, TN.....	46	X			X		
Avon Park Air Force Range, FL.....	12	X			X		
Barksdale Air Force Base, LA.....	21	X			X		
Beale Air Force Base, CA.....	5	X			X		
Bergstrom Air Force Base, TX.....	47	X			X		
Blytheville Air Force Base, AR.....	4	X			X		
Bolling Air Force Base, DC.....	53	X			X		
Brooks Air Force Base, TX.....	47	X			X		
Buckley Air National Guard Base, CO.....	9	X			X		
Canaveral, Cape, Air Force Station, FL.....	12	X			X		
Cannon Air Force Base, NM.....	34	X			X		
Carswell Air Force Base, TX.....	47	X			X		
Castle Air Force Base, CA.....	5	X			X		
Chanute Air Force Base, IL.....	16	X			X		
Charleston Air Force Base, SC.....	44	X			X		
Chicago-O'Hare Airport, IL.....	16	X			X		
Claiborne Air Force Range, Forrest Hill, LA.....	21	X			X		
Columbus Air Force Base, MS.....	27	X			X		
Cuddeback Air Force Range, CA.....	5	X			X		
Cusick Survival Training Site, WA.....	52	X			X		
Dare County Range, Stumpy Point, NC.....	37	X			X		
Davis-Monthan Air Force Base, AZ.....	3	X			X		
Dobbins Air Force Base, GA.....	13	X			X		
Dover Air Force Base, DE.....	11	X			X		

INDEX OF MAJOR MILITARY INSTALLATIONS
AND INDUSTRIAL FACILITIES

NAME AND LOCATION	M	ACTIVITY CLASS						
		A	N	I	N	A	S	E
	P	O	N	D	D	C	T	T
	N	I	G	O	N	I	A	N
	U	N	O	N	T	I	V	B
	M	D	V	T	R	E	E	S
	B							
	E							
	R		O	O				
			P	P				
DEPARTMENT OF THE AIR FORCE - MILITARY FUNCTIONS(cont)								
Dyess Air Force Base, TX.....	47	X				X		
Edwards Air Force Base, CA.....	51	X				X		
Eglin Auxiliary Airfield 9 (Hurlbert Field), FL.....	12	X				X		
Eglin Air Force Base, FL.....	12	X				X		
Eglin Bombing Range, FL.....	12	X				X		
Fielson Air Force Base, AK.....	21	X				X		
Ellsworth Air Force Base, SD.....	45	X				X		
Elmendorf Air Force Base, AK.....	21	X				X		
England Air Force Base, LA.....	21	X				X		
Fairchild Air Force Base, WA.....	52	X				X		
Fort MacArthur, CA.....	61	X				X		
Francis E. Warren Air Force Base, WY.....	56	X				X		
General Mitchell Field, WI.....	55	X				X		
Gen'l's Defense Electronics Supply Center, Dayton, OH.....	39	X				X		
George Air Force Base, CA.....	51	X				X		
Gila Bend Air Force Auxiliary Field, AZ.....	31	X				X		
Goodfellow Air Force Base, TX.....	47	X				X		
Grand Forks Air Force Base, ND.....	38	X				X		
Grant, David, USAF Medical Center, CA.....	81	X				X		
Greaser Pittsburgh International Airport, PA.....	42	X				X		
Griffiss Air Force Base, NY.....	35	X				X		
Grissom Air Force Base, IN.....	17	X				X		
Gunter Air Force Station, AL.....	11	X				X		
Hanscom Air Force Base, MA.....	24	X				X		
Hancock Field, NY.....	35	X				X		
HQ Air Force Communications Command, Scott Air Force Base, IL.....	16	X				X		
HQ Air Force Reserve, Robins Air Force Base, GA.....	13	X				X		
HQ Air Force Logistics Command, Wright-Patterson Air Force Base, OH.....	39	X				X		
HQ Air Force Systems Command, Andrews Air Force Base, DC Area.....	53	X				X		
HQ Air Training Command, Randolph Air Force Base, TX...	47	X				X		
HQ Alaska Air Command, Elmendorf Air Force Base, AK...	21	X				X		
HQ Military Airlift Command, Scott Air Force Base, IL...	16	X				X		
HQ Pacific Air Forces, Hickam Air Force Base, HI.....	14	X				X		
HQ Strategic Air Command, Offutt Air Force Base, NE...	30	X				X		

INDEX OF MAJOR MILITARY INSTALLATIONS AND INDUSTRIAL FACILITIES	ACTIVITY CLASS							
	M A P N U M B E R	N O N I N D U S T R I A L	I N D U S T R I A L	I N D U S T R I A L	C O N T R I B U T I O N	A C T I V E	S T A N D B Y	E X C E S S
NAME AND LOCATION								
DEPARTMENT OF THE AIR FORCE - MILITARY FUNCTIONS(cont)								
HQ Tactical Air Command, Langley Air Force Base, VA...	50	X				X		
HQ Electronic Security Command, Kelly Air Force Base, TX.....	47	X				X		
Hickam Air Force Base, HI.....	14	X				X		
Hill Air Force Base, UT.....	48	X				X		
Hill Air Force Range, UT.....	48	X				X		
Holloman Air Force Base, NM.....	34	X				X		
Homes Field Air Force Base, FL.....	12	X				X		
Indian Springs Air Force Auxiliary Field, NV.....	31	X				X		
Juniper Forest Survival Training Site, Pasco, WA.....	52	X				X		
Keesler Air Force Base, MS.....	27	X				X		
Keesler USAF Medical Center, MS.....	27	X				X		
Kelly Air Force Base, TX.....	47	X				X		
Kingsley Field, OR.....	41	X					X	
Kirtland Air Force Base, NM.....	34	X				X		
K.I. Sawyer Air Force Base, MI.....	25	X				X		
Lackland Air Force Base, TX.....	47	X				X		
Langley Air Force Base, VA.....	50	X				X		
Laughlin Air Force Base, TX.....	47	X				X		
Lee, Fort, Air Force Station, VA.....	50	X				X		
Little Rock Air Force Base, AR.....	4	X				X		
Loring Air Force Base, ME.....	22	X				X		
Los Angeles Air Force Station, CA.....	6	X				X		
Lowry Air Force Base, CO.....	9	X				X		
Luke Air Force Base, AZ.....	3	X				X		
Luke Air Force Range, AZ.....	3	X				X		
MacDill Air Force Base, FL.....	12	X				X		
Malcolm Grow USAF Medical Center, Andrews AFB, DC Area	53	X				X		
Malmstrom Air Force Base, MT.....	29	X				X		
March Air Force Base, CA.....	5	X				X		
Matagorda Air Force Range, TX.....	47	X					X	
Mather Air Force Base, CA.....	5	X				X		
Maxwell Air Force Base, AL.....	1	X				X		
McChord Air Force Base, WA.....	52	X				X		
McClellan Air Force Base, CA.....	5	X				X		
McConnell Air Force Base, KS.....	19	X				X		
McEntire Air National Guard Base, SC.....	44	X				X		

INDEX OF MAJOR MILITARY INSTALLATIONS AND INDUSTRIAL FACILITIES	ACTIVITY CLASS						
	M A P N U M B E R	N O N I N D	I N D G O V T O P	I N D C O N T R O P	A C T I V E	S T A N D B Y	E X C E S S
NAME AND LOCATION							
DEPARTMENT OF THE AIR FORCE. - MILITARY FUNCTIONS(cont)							
McGuire Air Force Base, NJ.....	33	X			X		
Meade, Lake, Base, NV.....	31	X			X		
Melrose Air Force Range, NM.....	34	X			X		
Minneapolis-St. Paul International Airport, MN.....	26	X			X		
Minot Air Force Base, ND.....	38	X			X		
Moody Air Force Base, GA.....	13	X			X		
Mountain Home Air Force Base, ID.....	15	X			X		
Myrtle Beach Air Force Base, SC.....	44	X			X		
Nellis Air Force Base, NV.....	31	X			X		
Nellis Air Force Range, NV.....	31	X			X		
Niagara Falls International Airport, NY.....	35	X			X		
NORAD, Cheyenne Mountain Complex, CO.....	9	X			X		
Norton Air Force Base, CA.....	5	X			X		
Orttutt Air Force Base, NE.....	30	X			X		
Oklahoma City Air Force Station, OK.....	40	X			X		
Otis Air Guard Base, MA.....	24	X			X		
Patrick Air Force Base, FL.....	12	X			X		
Pease Air Force Base, NH.....	32	X			X		
Peterson Air Force Base, CO.....	9	X			X		
Plattsburgh Air Force Base, NY.....	35	X			X		
Poinsett Air Force Range, Wedgefield, SC.....	44	X			X		
Pope Air Force Base, NC.....	37	X			X		
Randolph Air Force Base, TX.....	47	X			X		
Reese Air Force Base, TX.....	47	X			X		
Richards-Gebaur Air Force Base, MO.....	28	X			X		
Rickenbacker Air National Guard Base, OH.....	39	X			X		
Robins Air Force Base, GA.....	13	X			X		
St. Louis Air Force Station, MO.....	28	X			X		
Saylor Creek Air Force Range, Bruneau, ID.....	15	X			X		
Scott Air Force Base, IL.....	16	X			X		
Scott USAF Medical Center, IL.....	16	X			X		
Selfridge Air National Guard Base, MI.....	25	X			X		
Seymour Johnson Air Force Base, NC.....	37	X			X		
Shaw Air Force Base, SC.....	44	X			X		
Shemya Air Force Base, AK.....	21	X			X		
Sneppard Air Force Base, TX.....	47	X			X		
Tinker Air Force Base, OK.....	40	X			X		

INDEX OF MAJOR MILITARY INSTALLATIONS AND INDUSTRIAL FACILITIES	M A P N U M B E R	ACTIVITY CLASS				
		N O N I N D U S T R I A L	I N D U S T R I A L	I N D U S T R I A L	A C T I V E	S T A N D B Y
NAME AND LOCATION						
DEPARTMENT OF THE AIR FORCE - MILITARY FUNCTIONS (Concluded)						
Travis Air Force Base, CA.....	8	X			X	
Tyndall Air Force Base, FL.....	12	X			X	
U. S. Air Force Academy, CO.....	9	X			X	
Vance Air Force Base, OK.....	40	X			X	
Vandenberg Air Force Base, CA.....	5	X			X	
Wendover Air Force Range, UT.....	48	X			X	
Westover Air Force Base, MA.....	24	X			X	
Wheeler Air Force Base, HI.....	14	X			X	
Whiteman Air Force Base, MO.....	28	X			X	
Wilford Hall USAF Medical Center, TX.....	47	X			X	
Williams Air Force Base, AZ.....	3	X			X	
Wright-Patterson Air Force Base, OH.....	39	X			X	
Wright-Patterson USAF Medical Center, OH.....	39	X			X	
Wurtsmith Air Force Base, MI.....	25	X			X	
Youngstown Municipal Airport, OH.....	39	X			X	

APPENDIX

**GUIDE TO OTHER, MORE DETAILED DATA
ON PERSONNEL, PAYROLL OUTLAYS, AND
PROCUREMENT**

Personnel. The Directorate for Information Operations and Reports (DIOR) publishes an annual report as of September 30 each year entitled *Distribution of Personnel by State and by Selected Locations*. In this publication, data are provided on the number and operating location of DOD active duty military and direct hire civilian personnel in each of the 50 states, by state, according to Defense component. Detailed data are provided in separate tables for major installations and selected cities in each state, according to Defense component.

Also available is a detailed computer listing of the number of active duty military and direct hire civilians for all locations in the United States at which they are reported. This listing also includes information by home port for active duty military personnel of the Navy or Marine Corps who are afloat or temporarily shore-based.

Payroll Outlays. Annually DIOR publishes detailed information on DOD payroll outlays by geographic location in the United States and U.S. territories. Information by Defense component is available on microfiche for active duty military pay, civilian pay, and reserve and National Guard pay, by the state, county, and city where work is performed. Information is also available on military retired pay according to the geographic location of the retired person.

Payroll Outlays and Contract Obligations. DIOR publishes annual computer listings of payroll outlays and contract obligations by state and county within each state. Data are provided by operating location for payroll outlays (except military retired pay, which is by location of the retiree), by place of performance for obligations of funds for prime contract awards over \$10,000, and by purchasing office location for obligations of funds for prime contract awards of \$10,000 or less.

Prime Contract Awards Over \$10,000 by State. DIOR publishes two detailed annual reports showing the net value of DOD prime contract awards over \$10,000 by place of performance in the 50 states, the District of Columbia, and Puerto Rico. One report is arrayed by state, county, contractor name, and city. The other is by state, city, and contractor name. Both reports show a contractor's name and associated dollar amount of contract awards for each separate place of performance. The aggregate value of the contractor's awards in each location is provided, with information displayed according to the Defense component making the award. Data can be requested by state or for selected counties within a state.

Information on Ordering Publications. DIOR publishes an annual catalog providing descriptions and costs of major publications and statistical information such as described above. Written requests for a free copy of this catalog should be addressed to the Director for Information Operations and Reports, Washington Headquarters Services, Room 1C535, The Pentagon, Washington, D.C. 20301.

END

FILMED:

11-04-85